caplugs®

Product Protection Solutions

Caps | Plugs | Masking Solutions | Hose Guard | Packaging & Tubing
Custom Molded Components

A Legacy of Innovation

Serving as the leader in product protection, molded components and masking for over 70 years, Caplugs provides the broadest range of solutions, highest quality and most responsive service in the industry.

- **450,000,000** parts in stock
- **15,000,000** parts produced per day
- **40,000+** catalog products
- Over **300** molding machines
- **10** manufacturing facilities
- The **1** partner you need

A GLOBAL COMPANY WITH 10 MANUFACTURING FACILITIES.



Search Products by Type

- tapered caps & plugs 30-41
- caps 42-103
- plugs 104-159
- shercon® masking 160-281
- packaging & netting 282-313
- hose guard 314-321
- more product protection 322-331

Search Products by Industry

- pipe & flange 332-389
- electronics 390-415
- compressed gas 416-423

© Protective Industries, Inc. 2019. The information contained herein is proprietary to Caplugs and may not be used or disseminated inappropriately. All trademarks, except where noted, are property of Protective Industries, Inc.

Why Caplugs?

- Trusted partner since 1948
- Thousands of catalog parts in stock and ready to ship
- Broadest range of product styles and sizes
- Most extensive in-house custom capabilities
- Stringent quality management system
- Team of dedicated engineers
- Free samples of all catalog parts
- Proven supplier across more than 20 industries
- Seamless online ordering
- Dedicated technical sales support teams
- THE industry leader in product protection, molded components and masking

JIT SHIPPING

PPAP CERTIFICATION

CERTIFIED ISO CLASS 8 CLEAN ROOM

ISO 9001
IATF 16949
ISO 14001
ISO 13485
REGISTERED

99% On Time Delivery

COMPREHENSIVE QUALITY LAB



Page Guide

selector guide 2-11
manufacturing powerhouse 12
injection molding 13
vinyl dip molding & vinyl coating 14
rubber molding 15
extrusion 16
die-cutting 17
custom engineered solutions 18-19
ordering & samples 20
quality certifications 21
markets served 22-23
hydraulic market 24
automotive market 25
aviation market 26
medical market 27
evergreen labware 28
tri-star protectors 29
product offering 30-423
material selection by temperature 424
color options 425
material data chart 426-427
other specifications 428
terms & conditions 429
index 430

We just couldn't fit it all in!

Caplugs has thousands of parts not shown in this catalog. If you don't see a part to fit your need, contact us at 1.888. CAPLUGS to discuss additional parts offered or a custom designed part.

tapered caps & plugs

T SERIES
Tapered body gives snug fit as cap/plug
Pages 32-35

TV SERIES
Flexible injection-molded vinyl cap/plug
Pages 40-41

W SERIES
Wide-flanged cap/plug
Pages 36-37

WW SERIES
Wide, thick flange cap/plug
Pages 38-39

WWX SERIES
Extra-wide, thick flange cap/plug
Pages 36-37

caps

non-threaded

AS138 SERIES
Electrical connector dust caps
Pages 412-415

C SERIES
Straight-sided utility caps
Pages 392-393

CBC SERIES
Coaxial cable connector caps
Pages 404-405

CC SERIES
Flange covers
Pages 384-385

CE SERIES
Plastic caps for threaded pipe ends
Pages 334-335

CEC SERIES
Conductive caps for threaded and non-threaded connectors
Pages 396-397

CLT SERIES
Standard duty long thread well casing
Pages 340-341

COF SERIES
Round caps for tubing and rods
Pages 100-101

CST SERIES
Standard duty short thread well casings
Pages 340-341

DCC SERIES
D-subminiature rectangular connectors
Pages 400-401

DCF SERIES
D-subminiature connectors with flared shells
Pages 400-401

DP SERIES
For ITT Cannon-style connectors
Pages 402-403

DS SERIES
Non-sloughing conductive caps
Pages 400-401

EC SERIES
Caps for threaded or smooth connectors
Pages 394-395

EMC SERIES
Caps for champ-type connectors
Pages 402-403

EPN-240 SERIES
Recessed pipe caps
Pages 334-335

EPN-250 SERIES
Bevel edge open-end protectors
Pages 336-337

EPN-310 SERIES
Outside fitting protectors
Pages 378-379

EZC SERIES
Non-threaded caps for NPT fittings
Pages 44-45

FAF SERIES
Full-face protectors
Pages 356-361

FAN SERIES
Flange covers with bolt holes
Pages 366-372

FAR SERIES
Raised-face protectors
Pages 362-365

FCO SERIES
Flat-faced O-ring caps
Pages 50-51

FCR SERIES
Heavy-wall caps for round tubing
Pages 100-101

FF SERIES
Square, hexagonal and triangular caps
Pages 380-381

FFP SERIES
Finger-lock flange covers
Pages 366-367

FI SERIES
Fits all standard injectors
Pages 44-45

FN SERIES
Finishing flanges-non-corroding
Pages 384-385

FPC SERIES
Fabricated pipe caps
Pages 338-339

FTC SERIES
Caps for flareless tube and nut assemblies
Pages 44-45

GC SERIES
Color-coded grease fitting caps
Pages 46-47

HC SERIES
Hose caps for tube and hose ends
Pages 46-47

HEX SERIES
Hexagonal caps
Pages 46-47

HSF SERIES
Caps for split-flange hydraulic connections
Pages 386-387

J SERIES
Tear-tab caps for NPT pipe threads
Pages 48-49

JS SERIES
Tear-tab caps for straight threads
Pages 48-49

MCC SERIES
Closed top, medical vented caps
Pages 58-59

MCN-TCP SERIES
Plastic tethered caps
Pages 58-59

MCN-TCS SERIES
Silicone tethered caps
Pages 60-61

MCN-TCV SERIES
Vinyl tethered caps
Pages 60-61

MDC SERIES
Caps for Micro-D connectors
Pages 402-403

MJ SERIES
Tear-tab caps for tapered metric threads
Pages 48-49

MJS SERIES
Tear-tab caps for straight metric threads
Pages 50-51

MOC SERIES
Mobile oxygen caps
Pages 422-423

MSC SERIES
Non-sloughing conductive caps
Pages 398-399

MVC SERIES
Medical vented caps
Pages 58-59

NUO SERIES
Standard duty non-upset end tubing protection
Pages 342-343

OE SERIES
Open-end thread protectors
Pages 336-337

caps (cont.)

OF SERIES
Caps for long-threaded connectors
Pages 50-51

PCAP SERIES
Propane valve protection caps used during transit and storage
Pages 420-421

PCAS SERIES
American Standard caps
Pages 338-339

PKGC SERIES
Packaging caps
Pages 304-305

PM SERIES
Push-on metric caps
Pages 52-53

PN SERIES
Push-on caps for NPT fittings
Pages 52-53

PO SERIES
Push-on caps for straight threads
Pages 52-53

PSC SERIES
Straight-sided paper caps
Pages 184-185

PTC SERIES
Tapered paper caps
Pages 184-185

PZC SERIES
Multi-purpose caps/plugs
Pages 60-61

RC SERIES
Caps for externally threaded parts
Pages 62-63

RCL SERIES
Extra long-bodied caps for externally threaded parts
Pages 66-67

RFP SERIES
Raised-face flange protectors
Pages 352-353

RH/RHW SERIES
Finishing and protection for raised-head screws
Pages 102-103

SC SERIES
Straight-sided sleeve caps
Pages 54-55

SCP SERIES
Shipping cap protectors
Pages 302-303

SC-SH SERIES
Silicone caps
Pages 54-57

SEC SERIES
Static dissipative caps for threaded connectors
Pages 396-397

SF SERIES
Caps for split-flange connections
Pages 386-387

SFC SERIES
Silicone flange caps
Pages 184-185

SRC-SH SERIES
Silicone grounding caps
Pages 168-169

SRC-MED SERIES
Medical silicone caps
Pages 64-65

SSR SERIES
Sucker-rod protectors
Pages 344-345

T SERIES
Tapered body gives snug fit as cap/plug
Pages 32-35

TS SERIES
Tapered silicone caps and plugs
Pages 180-181

UEO SERIES
Standard duty external upset end tubing protection
Pages 342-343

UVCP-SH SERIES
Silicone venting cap/plug
Pages 182-183

VP SERIES
Vented pipe caps
Pages 338-339

W SERIES
Wide-flanged cap/plug
Pages 36-37

WC-SH SERIES
Silicone washer caps
Pages 168-169

WW SERIES
Wide, thick flange cap/plug
Pages 38-39

WWX SERIES
Extra-wide, thick flange cap/plug
Pages 36-37

ZC-SH SERIES
Zerk caps
Pages 168-169

threaded

ASC SERIES
Aluminum caps for seal-flared fittings
Pages 66-67

BC SERIES
Cylinder valve threaded caps
Pages 420-421

CD SERIES
Plastic caps for tubing and flared fittings
Pages 68-69

CD-M Series
Threaded plastic caps for metric fittings
Pages 68-69

DC SERIES
Push-on threaded caps
Pages 70-71

FUF SERIES
Flareless union fitting caps to protect tube fittings
Pages 70-71

PSR SERIES
Polished sucker-rod protectors
Pages 344-345

vinyl

AN SERIES
Vinyl caps for AN-style fittings
Pages 70-71

EZ SERIES
Flexible vinyl, EZ-pull caps
Pages 72-73

FHU SERIES
Hammer union protection
Pages 348-349

HCR SERIES
Flex500® high-temperature caps
Pages 170-171

HEZ SERIES
Flex500® flexible caps with pull-tab
Pages 176-177

HFC SERIES
Flex500® flexible caps with flat pull-tab
Pages 178-179

HJS SERIES
Flex500® flexible tear-tab caps
Pages 170-171

HVC SERIES
Flex500® flexible round caps
Pages 172-175



MC SERIES
Caps to protect medical instruments
Pages 96-97

MCD SERIES
Duel medical caps
Pages 96-97

MCN-TCV SERIES
Vinyl tethered caps
Pages 60-61

MS SERIES
Vinyl hex caps for MS-style fittings
Pages 72-73

TUV SERIES
Flexible tear-tab caps
Pages 74-75

TV SERIES
Flexible injection-molded vinyl cap/plug
Pages 40-41

USB-A SERIES
Caps for Type A female ports
Pages 404-405

VAC SERIES
Vinyl angle caps
Pages 74-75

caps (cont.)

VAS SERIES
Vinyl ASA flange covers
Pages 378-379

VC SERIES
Flexible vinyl caps
Pages 76-79

VCF SERIES
Round vinyl caps with flange
Pages 80-81

VF SERIES
Vinyl flange covers
Pages 380-381

VFC SERIES
Vinyl caps with flat pull-tab
Pages 82-83

VFE SERIES
Vinyl caps with flat ergonomic pull-tab
Pages 86-87

VFT SERIES
Double-dipped vinyl pull-tab caps
Pages 84-85

VHC SERIES
Vinyl hanger caps
Pages 308-309

VHF SERIES
Vinyl caps with hanger tab
Pages 100-101

VHR SERIES
Vinyl hanger tips (round)
Pages 308-309

VIF SERIES
Vinyl "I" shaped caps
Pages 86-87

VMF SERIES
Vinyl "U" shaped caps
Pages 86-87

VRF SERIES
Flat-topped vinyl caps and grips
Pages 88-89

VRR SERIES
Rounded-top vinyl caps and grips
Pages 90-91

VS SERIES
Vinyl pull caps
Pages 90-91

VSC SERIES
Vinyl square caps
Pages 92-93

VSE SERIES
Vinyl square end caps
Pages 308-309

VSR SERIES
Caps for flanged and flange mounted fittings
Pages 382-383

VTC SERIES
Vinyl tethered caps
Pages 94-95

VVC SERIES
Vented vinyl caps
Pages 98-99

WCC SERIES
Vinyl corner caps
Pages 74-75

WNC SERIES
Weld neck covers
Pages 350-351

plugs

non-threaded

BN-SH SERIES
Black neoprene plugs
Pages 190-191

BP SERIES
Button plugs with recessed-type heads
Pages 140-141

BPF SERIES
Button plugs with flush-type heads
Pages 142-143

BPFE SERIES
Ergonomic button plugs with flush-type heads
Pages 138-139

CCF SERIES
Plugs for round tubing
Pages 144-145

CEP SERIES
Conductive plugs for threaded connectors
Pages 408-409

CPT SERIES
Center pull-tab tapered plugs
Pages 106-107

CPT-NF SERIES
Center pull-tab tapered plugs without flange
Pages 108-109

CT SERIES
Plugs for Type L and Type M tubing
Pages 108-109

CXT SERIES
Center cross pull-tab plug
Pages 110-111

DFPP-SH SERIES
Dual-flanged pull plugs
Pages 202-203

DO SERIES
Dome, ribbed tubing plugs
Pages 144-145

DOP SERIES
Dome plugs
Pages 146-147

DP SERIES
Conductive caps/ plugs
Pages 402-403

E SERIES
Utility plugs
Pages 406-407

ECP SERIES
Ergonomic center pull-tab plugs
Pages 108-109

EP SERIES
Plugs for threaded connectors
Pages 404-405

EPN-305 SERIES
Push-in protectors
Pages 376-377

EZP SERIES
NPT plugs
Pages 110-111

FBH SERIES
Bolt hole plugs
Pages 374-375

FC SERIES
Snap-in flange protectors
Pages 350-351

FLGV SERIES
Valve flange protectors
Pages 376-377

FP SERIES
Finishing plugs for square tubing
Pages 146-147

FPN SERIES
Sucker-rod plugs
Pages 346-347

FP-SH SERIES
Rubber flangeless plugs
Pages 212-213

GN-SH SERIES
Green neoprene plugs
Pages 190-191

HFPP-SH SERIES
Hollow-flanged pull plugs
Pages 200-201

HUP-SH SERIES
Hollow silicone plugs
Pages 186-187

HUPH-SH SERIES
Hollow silicone plugs with handles
Pages 188-189

HWP-SH SERIES
Hollow washer plugs
Pages 216-217

IEC SERIES
Plugs for female connectors
Pages 408-409

K SERIES
Plugs for round tubing
Pages 114-115

plugs (cont.)

KO SERIES
Electrical knock-out seal plugs
Pages 146-147

L SERIES
Lift-tab tapered plugs
Pages 112-113

MPP SERIES
Multi-purpose snap-in plugs
Pages 148-149

MSC SERIES
ESD connector plugs
Pages 398-399

MSP-SH SERIES
Extra long silicone plugs
Pages 216-217

MT-SH SERIES
Mouse-tail pull plugs
Pages 220-221

OT SERIES
Plugs for Type K style tubing
Pages 114-115

PIP SERIES
Push-in plugs
Pages 148-149

PIP-TAB SERIES
Push-in plugs with pull-tab
Pages 148-149

PP-SH SERIES
EPDM pull plugs
Pages 194-195

PTP SERIES
Tapered paper plugs
Pages 220-221

PVCP SERIES
Pipe plugs
Pages 346-347

PZP SERIES
Unified plugs
Pages 114-115

RCK-SH SERIES
Regular cork plugs
Pages 222-223

RER SERIES
Rectangular load-bearing plugs
Pages 150-151

RERV SERIES
Flexible rectangular load-bearing plugs
Pages 152-153

RJ SERIES
RJ45 ethernet jack protective plug
Pages 406-407

RMCP-SH SERIES
Rubber masking cap/plug
Pages 208-209

RSP-SH SERIES
Rubber resealable plugs
Pages 208-209

SCK-SH SERIES
Short cork plugs
Pages 222-223

SEP SERIES
Static dissipative plugs for threaded connectors
Pages 406-407

SFP SERIES
Covers for split-flange connections
Pages 386-387

SFP-SH SERIES
Silicone flanged cap/plug
Pages 214-215

SH SERIES
Finishing plugs for socket head screws
Pages 150-151

SP-SH SERIES
Silicone step plugs
Pages 214-215

SPP-SH SERIES
Silicone pull plugs
Pages 192-193

SPT SERIES
Side pull-tab plugs
Pages 116-117

SQR SERIES
Square load-bearing plugs
Pages 152-153

SQRV SERIES
Flexible square load-bearing plugs
Pages 154-155

STC SERIES
Snap-to-connect plugs
Pages 116-117

STP SERIES
Shallow tube plugs for packaging tubes
Pages 304-305

STPS-SH SERIES
Self-threading plugs
Pages 224-225

SWP SERIES
Silicone washer plugs
Pages 214-215

T SERIES
Tapered caps and plugs
Pages 32-35

TE SERIES
Tube end plugs
Pages 306-307

TE-HNG SERIES
Tube end hanger plugs
Pages 304-305

TE-TAB SERIES
Tube end plugs with tabs
Pages 306-307

TLF SERIES
Toggle lock flange covers
Pages 354-355

TSE SERIES
Tube square end plugs
Pages 302-303

UDPP-SH SERIES
Silicone dual purpose plugs
Pages 204-205

UFP-SH SERIES
Silicone flangeless plugs
Pages 212-213

UHCP-SH SERIES
Silicone hollow cone plugs
Pages 220-221

UMFP-SH SERIES
Silicone multi-flanged plugs
Pages 204-205

UPH-SH SERIES
Silicone plugs with handles
Pages 188-189

UPP SERIES
Universal pull plugs
Pages 118-119

UP-SH SERIES
Silicone plugs
Pages 186-187

USB-B SERIES
Plugs for Type B female ports
Pages 404-405

UTM-SH SERIES
Silicone thread masks
Pages 206-207

UW-SH SERIES
Silicone washer plugs
Pages 212-213

UWPP-SH SERIES
Silicone washer pull plugs
Pages 198-199

UWPPLS-SH SERIES
Silicone washer pull plugs - long series
Pages 200-201

W SERIES
Tapered caps and plugs with wide flanges
Pages 36-37

WPT SERIES
Extra-wide flange center pull tab
Pages 110-111

WW SERIES
Tapered caps and plugs with wide, thick flanges
Pages 38-39

WWX SERIES
Tapered caps and plugs with extra-wide, extra-thick flanges
Pages 36-37

threaded

ADP SERIES
Threaded aluminum plugs for flareless tube and hose assemblies
Pages 118-119

AFO SERIES
Threaded aluminum plugs for flat-faced O-ring hydraulic fittings
Pages 120-121

ASP SERIES
Threaded aluminum plugs for 37° flared fittings and straight-threaded ports
Pages 120-121

BSP SERIES
Threaded plugs for British Standard Pipe fittings
Pages 120-121

BT SERIES
Sealing plugs for British Standard Pipe fittings
Pages 122-123

DPN SERIES
Threaded (UN and UNS) plugs
Pages 122-123

MSP SERIES
Slotted-head plastic plugs for metric-threaded ports
Pages 122-123

MT SERIES
Metric sealing plugs
Pages 124-125

NPT SERIES
Threaded plug for NPT fitting
Pages 126-127

P SERIES
Plastic threaded plugs for pipe fittings
Pages 124-125

PD SERIES
Threaded plastic plugs for flared JIC fittings
Pages 126-127

PDE SERIES
Threaded plastic plugs for flareless tube and nut assemblies
Pages 128-129

PDF SERIES
Threaded plastic plugs for flat-faced O-ring hydraulic fittings
Pages 128-129

PDH SERIES
Threaded plastic plugs for flat-faced O-ring hydraulic fittings
Pages 128-129

PDI SERIES
Threaded plastic plugs for inverted flared fittings
Pages 130-131

PDO SERIES
Threaded plastic plugs for SAE O-ring ports
Pages 130-131

RP SERIES
Threaded plugs
Pages 130-131

RPO SERIES
Threaded plugs
Pages 132-133

RPO-M SERIES
Threaded plugs
Pages 132-133

TB SERIES
British Standard Pipe general-purpose plugs
Pages 134-135

TH SERIES
Hex socket threaded plugs
Pages 134-135

TM SERIES
Metric general-purpose plugs
Pages 134-135

TPN SERIES
Square-head plugs
Pages 136-137

TPN-F SERIES
Square-head with flange plugs
Pages 136-137

TPSD SERIES
Threaded plugs with square drive
Pages 136-137

UT SERIES
Unified sealing plugs
Pages 138-139

UTP SERIES
Universal thread plugs
Pages 138-139

vinyl

ETV SERIES
Flex500® flexible vinyl external thread plugs
Pages 132-133

HETV SERIES
High-temp vinyl Flex500® external thread plugs
Pages 218-219

HTP SERIES
High-temp vinyl Flex500® tapered plugs
Pages 218-219

HU SERIES
Hammer union protection
Pages 348-349

HVTP SERIES
High-temperature vinyl Flex500® tapered plugs
Pages 218-219

TP SERIES
Tapered vinyl plugs
Pages 116-117

TV SERIES
Flexible vinyl tapered caps and plugs
Pages 40-41

VTP SERIES
Flexible vinyl tapered plugs
Pages 118-119

core plugs

AP SERIES
Anchor plugs
Pages 156-157



CH SERIES
Roll suspension channels
Pages 158-159

CP SERIES
Core plugs
Pages 154-155

CPH SERIES
Heavy-duty core plugs
Pages 154-155

CPR SERIES
Suspension plugs
Pages 158-159

D SERIES
Double core plugs
Pages 156-157

PDP SERIES
Pad plugs
Pages 156-157

shercon® masking

22-SH SERIES
Amber polymide masking tape
Page 244

AD-SH SERIES
Tan vinyl masking discs
Page 252

AF-SH SERIES
Silver aluminum foil masking discs
Page 261

AIR-SH SERIES
Aircraft window masks
Pages 270-271

AR-SH SERIES
Identification arrows
Pages 270-271

BN-SH SERIES
Black neoprene plugs
Pages 190-191

BWNP-SH SERIES
Blind weld nut plugs
Pages 198-199

BT100-SH SERIES
Rubber blasting tape
Page 252

CSC SERIES
Clear stretchable covers
Pages 228-229

CSP-SH SERIES
Silicone countersink hole plug
Pages 196-197

CSPP-SH SERIES
Countersink hole plugs for e-coat or plating
Pages 196-197

DFPP-SH SERIES
Dual-flanged pull plugs
Pages 202-203

EP58-SH SERIES
Edge protectors
Pages 270-271

EV-SH SERIES
White vinyl masking discs
Page 263

EZ-SH SERIES
Off-white crepe paper masking discs
Page 259

FP-SH SERIES
Rubber flangeless plugs
Pages 212-213

GC-SH SERIES
White glass cloth masking discs
Page 257

GN-SH SERIES
Green neoprene plugs
Pages 190-191

HCR SERIES
Flex500® high-temperature caps
Pages 170-171

HETV SERIES
High-temp vinyl Flex500® external thread plugs
Pages 218-219

HEZ SERIES
Flex500® flexible caps with pull-tab
Pages 176-177

HFC SERIES
Flex500® flexible caps with flat pull-tab
Pages 178-179

HFPP-SH SERIES
Hollow-flanged pull plugs
Pages 200-201

HJS SERIES
Flex500® flexible tear-tab caps
Pages 170-171

HTP SERIES
High-temp vinyl Flex500® tapered plugs
Pages 218-219

HUP-SH SERIES
Hollow silicone plugs
Pages 186-187

HUPH-SH SERIES
Hollow silicone plugs with handles
Pages 188-189

HVC SERIES
Flex500® flexible round caps
Pages 172-175

HVTP SERIES
High-temperature vinyl Flex500® tapered plugs
Pages 218-219

HWP-SH SERIES
Hollow washer plugs
Pages 216-217

KD11-SH SERIES
Off-white crepe paper masking tape
Page 251

KD-SH SERIES
Off-white crepe paper masking discs
Page 258

KP-SH SERIES
Amber polymide masking discs
Page 256

LEPP-SH SERIES
Silicone Ultrabake leading exit pull plugs
Pages 202-203

LF-SH SERIES
Silver lead foil masking discs
Page 262

MDT-SH SERIES
Multi-diameter tubing
Pages 224-225

MKITS HVC SERIES
High-temperature vinyl masking kit
Pages 272-273

MKITS VC SERIES
Standard vinyl masking kit
Pages 272-273

MPP-SH SERIES
Multi-purpose plugs
Pages 216-217

MSP-SH SERIES
Extra long silicone plugs
Pages 216-217

MT-SH SERIES
Mouse-tail pull plugs
Pages 220-221

NPTF-SH SERIES
Push in plugs for NPT threaded fittings
Pages 202-203

PB-SH SERIES
Blue polyester masking discs
Page 255

PC11-SH SERIES
Red polyester masking tape
Page 249

PC198-SH SERIES
White glass cloth masking tape
Page 245

PC21-SH SERIES
Green polyester masking tape
Page 247

PC25-SH SERIES
Green heavy-duty polyester masking tape
Page 246

PC30-SH SERIES
Yellow polyester masking tape
Page 248



PC90-SH SERIES
Blue polyester masking tape
Page 250



PC-SH SERIES
Green polyester masking discs
Page 253

PC-SH SERIES
RECTANGLE
PC21 green polyester die-cut tape rectangles
Pages 266-267

PC-SH SERIES
SQUARE
PC21 green polyester die-cut tape squares
Pages 266-267

PCD-SH SERIES
PC21 green polyester die-cut tape donuts
Pages 266-267

PP-SH SERIES
EPDM pull plugs
Pages 194-195

PR-SH SERIES
Red polyester masking discs
Page 254

PSC SERIES
Straight paper caps
Pages 184-185

PTC SERIES
Tapered paper caps
Pages 184-185

PTM-SH SERIES
Silicone Ultrabake caps/plugs
Pages 204-205

PTP SERIES
Tapered paper plugs
Pages 220-221

RC-SH SERIES
EPDM rubber masking caps
Pages 164-165

RCK-SH SERIES
Regular cork plugs
Pages 222-223

RMCP-SH SERIES
Rubber masking cap/plug
Pages 208-209

RSP-SH SERIES
Rubber resealable plugs
Pages 208-209

RSPSF-SH SERIES
Sulfur free re-sealable push in plugs
Pages 210-211

SC-SH SERIES
Silicone caps
Pages 162-163

SCK-SH SERIES
Short cork plugs
Pages 222-223

SFC SERIES
Silicone flange caps
Pages 184-185

SFP-SH SERIES
Silicone flanged cap/plugs
Pages 214-215

SHPP-SH SERIES
Silicone hollow pull plugs
Pages 196-197

SK-SH SERIES
Masking starter kits
Pages 272-273

SP-SH SERIES
Silicone step plugs
Pages 214-215

SPP-SH SERIES
Silicone pull plugs
Pages 192-193

SRC-MED SERIES
Medical silicone caps
Pages 64-65

SRC-SH SERIES
Silicone grounding caps
Pages 168-169

SRT-SH SERIES
Silicone tape
Pages 228-229

ST-SH SERIES
Silicone tubing
Pages 226-227

STPS-SH SERIES
Self-threading plugs
Pages 224-225

SWP SERIES
Silicone washer plugs
Pages 214-215

TF-SH SERIES
Grey Teflon masking discs
Pages 260



TOL SERIES
Tape on liner
Pages 240-243

TS SERIES
Tapered silicone caps and plugs
Pages 180-181

TSV SERIES
Silicone vented tapered caps and plugs
Pages 182-183

UC-SH SERIES
Silicone cord
Pages 226-227

UDPP-SH SERIES
Silicone dual purpose plugs
Pages 204-205

UFP-SH SERIES
Silicone flangeless plugs
Pages 212-213

UHCP-SH SERIES
Silicone hollow cone plugs
Pages 220-221

UMFP-SH SERIES
Silicone multi-flanged plugs
Pages 204-205

UP-SH SERIES
Silicone plugs
Pages 186-187

UPH-SH SERIES
Silicone plugs with handles
Pages 188-189

US-SH SERIES
Silicone sheeting
Pages 224-225

UST-SH SERIES
Silicone star tubing
Pages 228-229

UTM-SH SERIES
Silicone thread masks
Pages 206-207

UVCP-SH SERIES
Silicone venting cap/plug
Pages 182-183

UW-SH SERIES
Silicone washer plugs
Pages 212-213

UWM-SH SERIES
Silicone washer masks
Pages 200-201

UWPP-SH SERIES
Silicone washer pull plugs
Pages 198-199

UWPPLS-SH SERIES
Silicone washer pull plugs - long series
Pages 200-201

WBD-SH SERIES
Polyester Wishbone discs
Pages 268-269

WC-SH SERIES
Silicone washer caps
Pages 168-169

WNP-SH SERIES
Weld nut pull plugs
Pages 198-199

ZC-SH SERIES
Silicone zerk caps
Pages 168-169

hooks & racks

BCB-SH SERIES
Modular rack bottom cross bar
Page 280

C-SH SERIES
Designed for powder and e-coating processes
Pages 274-275

CB-SH SERIES
Modular rack rectanglular cross bar
Page 280

CV-SH SERIES
Designed for powder and e-coating processes
Pages 274-275

ROD-SH SERIES
Rod and clip set for modular rack
Page 280

S-SH SERIES
Designed for powder and e-coating processes
Pages 274-275

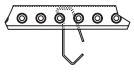

SB-SH SERIES
Smart Bar™
Pages 278-279

shercon masking (cont.)



SHVA-SH SERIES
Designed for liquid and powder coating processes
Pages 276-277



SHVB-SH SERIES
Designed for liquid and powder coating processes
Pages 276-277



SHVC-SH SERIES
Designed for liquid and powder coating processes
Pages 276-277

SPLINE-SH SERIES
Modular rack part
Page 280

SQV-SH SERIES
Designed for powder and e-coating processes
Pages 276-277

TCB-SH SERIES
Top cross bar for modular rack
Page 280

TH-SH SERIES
"T" hook for modular rack
Page 280

UWH-SH SERIES
Spin hooks
Page 281

V-SH SERIES
Designed for powder and e-coating processes
Pages 274-275

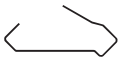

VB-SH SERIES
Smart Hooks™ lock into position
Pages 278-279

packaging & netting

CBW SERIES
Cut Bottle-Web™ netting
Pages 288-289

CSV SERIES
Container square vial
Pages 300-301

CSW SERIES
Cut Sleeve-Web® netting
Pages 288-289

CSWF SERIES
Sleeve web instrument guards for medical tools
Pages 290-291

CSWF-C SERIES
Sleeve web instrument guards for medical tools
Pages 290-291

CVC SERIES
Hinged containers
Pages 310-311

CVV SERIES
Two-piece vials
Pages 310-311

PKGC SERIES
Packaging caps
Pages 304-305

PMW SERIES
Flat sheet netting
Pages 288-289

SCP SERIES
Shipping cap protectors
Pages 302-303

STP SERIES
Shallow tube plugs for packaging tubes
Pages 304-305

SVV SERIES
Sterilization Caps
Pages 312-313

SW SERIES
Sleeve-Web® netting
Pages 284-285

SWI SERIES
Sleeve-Web® with rust inhibitor
Pages 286-287

TE SERIES
Tube end plugs
Pages 306-307

TE-HNG SERIES
Tube end hanger plugs
Pages 304-305

TE-TAB SERIES
Tube end plugs with tabs
Pages 306-307

TRC SERIES
Closed-end tubing
Pages 292-295

TRO SERIES
Open-end tubing
Pages 296-299

TSC SERIES
Square closed-end tubing
Pages 300-301

TSE SERIES
Tube square end plugs
Pages 302-303

TSO SERIES
Square open-end tubing
Pages 300-301

VHC SERIES
Vinyl hanger caps
Pages 308-309

VHR SERIES
Vinyl hanger tips (round)
Pages 308-309

VSE SERIES
Vinyl square end caps
Pages 308-309

hose guard

HB SERIES
Hose bend restrictors
Pages 320-321

PTEG SERIES
Pig's Tail electrical guard
Pages 318-319

PTFLSP SERIES
Pig's Tail food line service plug
Pages 320-321

PTFRAS SERIES
Pig's Tail fire resistant anti-static spiral wrap
Pages 318-319

PTHS SERIES
Pig's Tail hose sleeve (anti-abrasion)
Pages 316-317



PTNG SERIES
Pig's Tail nightglow spiral wrap
Pages 316-317

PTPW SERIES
Pig's Tail spiral protective wrapping
Pages 316-317

PTSP SERIES
Pig's Tail industrial service plugs
Pages 320-321

PTWM SERIES
Pig's Tail Wrap Man unit
Pages 318-319

more protection

CAB SERIES
Cable ties
Pages 372-372

CEG SERIES
Conductive edge liners
Pages 408-409

CTW SERIES
Cut tube wraps
Pages 324-325

EGL SERIES
Edge liners for sheet metal and pipe ends
Pages 324-325

EP58-SH SERIES
Edge Protectors
Pages 270-271

GRO SERIES
Grommets for holes in sheet metal
Pages 324-325

HB SERIES
Hose bend restrictors
Pages 320-321

OCB SERIES
Open/closed bushings
Pages 326-327

SB SERIES
Snap bushings
Pages 326-327

TIE SERIES
Adjustable tie straps
Pages 330-331

UB SERIES
Universal bushings
Pages 326-327

VGR SERIES
Vinyl grips
Pages 328-329

VHG SERIES
Vinyl hanger grips
Pages 328-329

VNG SERIES
Vinyl nubbed grips
Pages 328-329

VOR SERIES
Vinyl O-rings
Pages 330-331

pipe & flange

BUT SERIES
Standard duty - well casing thread protection
Pages 340-341

CAB SERIES
Cable ties
Pages 372-372

CC SERIES
Flange covers
Pages 384-385

CE SERIES
Plastic pipe caps
Pages 334-335

CLT SERIES
Standard duty long thread well casings
Pages 340-341

CST SERIES
Standard duty short thread well casings
Pages 340-341

DR SERIES
Ding ring wrap-arounds
Pages 348-349

DSP SERIES
Donut seat pocket protector
Pages 352-353

EPN-240 SERIES
Closed-end recessed caps
Pages 334-335

EPN-250 SERIES
Open-end beveled-edge protectors
Pages 336-337

EPN-305 SERIES
Push-in protectors
Pages 376-377

EPN-310 SERIES
Outside fitting protectors
Pages 378-379

FAF SERIES
Full-face protectors
Pages 356-361

FAN SERIES
Flange covers with bolt holes
Pages 366-373

FAR SERIES
Raised-face protectors
Pages 362-365

FBH SERIES
Bolt hole plugs
Pages 374-375

FC SERIES
Snap-in flange protectors
Pages 350-351

FF SERIES
Caps for flanged and flange mounted fittings
Pages 380-381

FFP SERIES
Finger-lock flange covers
Pages 366-367

FHU SERIES
Hammer union protection
Pages 348-349

FLGV SERIES
Valve flange protectors
Pages 376-377

FN SERIES
Finishing flanges - non-corroding
Pages 384-385

FPC SERIES
Fabricated pipe caps
Pages 338-339

FPN SERIES
Sucker-rod plugs
Pages 346-347

HSF SERIES
High-pressure split-flange covers
Pages 386-387

HSR SERIES
Non-threaded hex cap sucker rod protectors
Pages 344-345

HU SERIES
Hammer union protection
Pages 348-349

NUO SERIES
Standard duty non-upset end tubing protection
Pages 342-343

OE SERIES
Open-end thread protectors
Pages 336-337

PCAS SERIES
American Standard caps (12-thread)
Pages 338-339

PSR SERIES
Polished sucker-rod protectors
Pages 344-345

PVCP SERIES
Pipe plugs
Pages 346-347

RFP SERIES
Raised-face flange protectors
Pages 352-353

SAE SERIES
Push in hydraulic flange protectors
Pages 388-389

SF SERIES
Caps for split-flange connections
Pages 386-387

SFP SERIES
Covers for split-flange connections
Pages 386-387

SSR SERIES
Sucker-rod protectors
Pages 344-345

SWLD SERIES
Push in socket-weld fitting plugs
Pages 388-389

TLF SERIES
Toggle lock flange covers
Pages 354-355

UEO SERIES
Standard duty external upset end tubing protection
Pages 342-343

VAS SERIES
Vinyl ASA flange covers
Pages 378-379

VC SERIES
Hammer union protection
Pages 348-349

VF SERIES
Vinyl flange covers
Pages 380-381

VP SERIES
Vented pipe caps
Pages 338-339

VRPC SERIES
Vinyl roller pin covers for drill bits
Pages 350-351

VSR SERIES
Vinyl snap ring flange covers
Pages 382-383

WNC SERIES
Weld neck covers
Pages 350-351

electronics

AS138 SERIES
Electrical connector dust caps
Pages 412-415

C SERIES
Straight-sided utility caps
Pages 392-393

CBC SERIES
Coaxial cable connector caps
Pages 404-405

CEC SERIES
Conductive caps for threaded and non-threaded connectors
Pages 396-397

CEG SERIES
Conductive edge liners
Pages 408-409

CEP SERIES
Conductive plugs for threaded connectors
Pages 408-409

DCC SERIES
D-subminiature rectangular connectors
Pages 400-401

DCF SERIES
D-subminiature connectors with flared shells
Pages 400-401

DMC SERIES
Protective dust cap
Pages 392-393

DP SERIES
For ITT Cannon-style connectors
Pages 402-403

DS SERIES
ESD D-subminiature caps
Pages 400-401

E SERIES
Striaght-sided utility plugs
Pages 406-407

EC SERIES
Caps for threaded connectors
Pages 394-395

EMC SERIES
Static dissipative and conductive protectors for electro miniature connectors
Pages 402-403

EP SERIES
Plugs for threaded connectors
Pages 404-405

IEC SERIES
Plugs for female connectors
Pages 408-409

K SERIES
Plugs for round tubing
Pages 114-115

MDC SERIES
Caps for Micro-D connectors
Pages 402-403

MSC SERIES
ESD connector caps
Pages 398-399

MSC SERIES
ESD connector plugs
398-399

PPC SERIES
Power cord protection
Pages 410-411

RJ SERIES
RJ45 ethernet jack protective plugs
Pages 406-407

SEC SERIES
Static dissipative caps for threaded connectors
Pages 396-397

SEP SERIES
Static dissipative plugs for threaded connectors
Pages 406-407

USB-A SERIES
Caps for USB Type A cable ends
Pages 404-405

USB-B SERIES
Plugs for Type B female ports
Pages 404-405

compressed gas

BC SERIES
Cylinder valve threaded caps
Pages 420-421

MOC SERIES
Mobile oxygen caps
Pages 422-423

PCAP SERIES
Propane caps
Pages 420-421

PVW SERIES
Post-valve wrench for medical gas cylinders
Pages 420-421

SVS SERIES
Oxygen cylinder post-valve sleeves
Pages 418-419

TES SERIES
Tamper-evident seals
Pages 418-419

UES SERIES
Univeral use-evident cap/plug straps
Pages 418-419

Manufacturing Powerhouse

With more than 15 million parts produced every day, our machines remain optimized through scheduled testing and calibration, ensuring the most efficient run cycles, producing consistent, quality parts with short lead times. Caplugs offers six different in-house manufacturing processes using a wide range of materials to produce parts that meet specific needs to perform in a wide range of environments. All manufacturing is done in-house and under our strict quality management process to ensure complete process control.



Value Added Capabilities

Clean Room

We can produce parts in our certified ISO Class 8 clean room tested in an operational state using the test methods outlined in ISO 14644. Caplugs ISO 13485 quality management system applies to all products produced in the clean room.

Catalog Part Modification

We can alter existing parts through our secondary operation including pad printing, slicing, cutting, hole punching and more.

Injection Molding

Our injection molding manufacturing capabilities include:

- 225 injection-molding machines
- Molding machines ranging from 7 tons – 1,100 tons
- Production of over 300 different standard styles of injection-molded plastic parts and 50 different series of injection-molded vinyl parts
- Interchangeable mold system for economical custom solutions
- A full tool library
- Quick mold change process to allow for shorter lead times
- In-house toolroom for efficiency and quality control
- All tools maintenance in-house ensuring quality parts and life of mold

Vinyl Dip Molding & Vinyl Coating

Vinyl Dip Molding

Vinyl dip molding tooling can produce multiple lengths and thicknesses, using the same tool, providing great flexibility without the added expense for custom tooling. Vinyl tools are available in a variety of shapes and sizes. Material can be customized by color and performance with use of additives for temperature resistance, UV stability, photoluminescence and more.

Our vinyl molding capabilities include:

- A state-of-the-art automated process
- 25 vinyl dip molding machines
- A wide range of material finishes



Vinyl Coating

Caplugs offers permanent vinyl coating for your metal and heat-resistant products. From ergonomic foams and UV-resistant formulas to thousands of colors and other finishing options, your product can have a permanent vinyl finish that will not slip, rip or tear off. Ship us your parts, and we will return them with a durable, attractive vinyl coat.

Our vinyl coating capabilities include:

- Functionality and durability with a finished look
- UV-resistant coatings
- Ergonomic benefits such as foam finish
- Color matching

Rubber Molding

Our rubber molding facility is located in Hangzhou, China. It is wholly owned by Caplugs and governed by our ISO certified quality management system and processes.

Our rubber tooling is developed in-house using durable P20 steel, ensuring the best quality and longest tool life.

1. Compression
   We have more than 70 presses ranging from 100 to 1,200 tons. With compression molding, most prototypes are available in 15 days.

2. Transfer
   A similar process to compression, but enables more complex geometries.

3. Injection
   Presses ranging from 50 to 500 tons.

Compound Mixing and Development

All materials for rubber molded components are formulated and mixed in-house by our team of expert chemists to **ensure performance and consistency**. We have in-house mixing capabilities for both organic and silicone materials, as well as other materials like EPDM, NR, NBR, SBR, HNBR, CR, IR and FKM. To ensure components can stand up to the elements, material additives such as heat or UV resistance can be **easily compounded into your rubber molded parts**.

Our in-house chemists are rubber molding experts. They inspect and perform analysis, **compound testing**, performance simulation and processability/repeatability testing on each batch of rubber material, so you can be **confident** that the performance of your rubber molded components will **meet all required specifications**.

Extrusion

Caplugs' extrusion capabilities include profile netting and tubing designed to function as unique packaging while protecting parts from damage during shipping and storage. Our plastic tubing, netting and containers are available in a wide variety of sizes, styles and colors.

These products are ideal for industrial and consumer packaging, offering varying levels of visibility.



Our extrusion process:

- Products cut to desired length in-line, post production or run in spools
- Online Fly-knife and planetary cutters for different cut types
- PETG, LDPE, HDPE, PP, PVC and conductive materials

Netting

Available in cylindrical sleeves or flat sheets in light, standard and heavy-duty strengths. It is used to protect irregular shaped products or layer for nesting parts. A special series is also available for compressed air cylinders and bottles.

Tubing

Our clear tubing is often used as durable and attractive packaging with full visibility and protection. Available in a wide variety of diameters, lengths, wall thicknesses and colors.

Edge Liners

Caplugs' edge liners offer protection from sharp edges and openings in sheet metal. Grommets are available to protect electrical insulation, hoses and cables installed through holes punched in metal.

Die-Cutting

Each of our four die-cutting processes are completed in-house, with little to no tooling. Our processes include plotter, rotary die cutter, steel rule, and magnetic plate die cutting.

Our die-cutting capabilities include:

- Standard and custom materials available, including adhesive and magnetic backing
- Simply provide a file: Solidworks, CAD, .jpg or .pdf
- Custom prototypes in 24 hours subject to quantity and sizes



Plotter – An inexpensive and customizable option, this process is the quickest way to produce samples from multiple file formats with no tooling.

Steel Rule Die Press – A low-cost tooling option for short-term productions, these are known as "cookie cutter dies."

Rotary Die-Cutter – Ideal for high-volume runs, tooling is required to create this cylindrical solid engraved die for a rotary press.

Magnetic Plate Die-Cutter – Also ideal for high-volume runs, this process works the same as rotary, but uses a thinner magnetic plate tool to wrap around a base magnetic cylinder.

Custom Engineered Solutions

We've got you covered. We are your plastic molding partner.

Caplugs' experienced team of design engineers specializes in custom engineered solutions. Caplugs can meet your exacting requirements from concept and design to tooling and full volume production.

Custom Engineering

Our knowledgeable engineers will work with you one-on-one to design a component fit for your individual application, environment and dimensional specifications.

Material

We will help you select the best material from a wide variety of standard options to match the performance specifications of your application. Custom materials and additives are also available for parts with performance features, such as:

- Temperature resistance
- UV resistance
- Chemical/fluid resistance
- Pantone color matching
- Translucence for light transfer
- Glass-like clarity for visibility
- Matte finish
- Neon
- Phosphorescent
- Medical grade
- Fire retardant
- Photoluminescent
- Gripping & foam finishes



Why choose Caplugs

- Dedicated sales engineers to manage your project
- Dedicated design engineers to concept and design a solution
- Rapid prototyping
- In-house tool room for efficency
- 5,000 production ready custom molds already built and available
- Custom packaging and labelling options

Comprehensive Quality Management System for Custom Projects

Caplugs has a comprehensive quality management system and the latest technologies in testing and measurement equipment to provide consistent, reliable quality.

Caplugs' stringent quality management systems ensure that our products meet customer specific quality standards.

- A formal internal auditing process
- Six Sigma initiatives
- FMEA
- Gage R&R
- Dimensional report
- Calibration schedule
- Continuous risk assessment process
- Statistical process control
- On-Floor Vision Systems: SMM Vision System, Beta Laser Mic, RAM OPTICAL VISION, Mark 10 Digital Force Fixture Up to 50 lbs.

Our manufacturing facilities are staffed with:

- An on-site Quality department
- Calibrated measurement equipment, including:
  - CMM
  - Laser micrometer
  - Pin gages
  - Optical comparator
  - Digital calipers
  - Snap gages

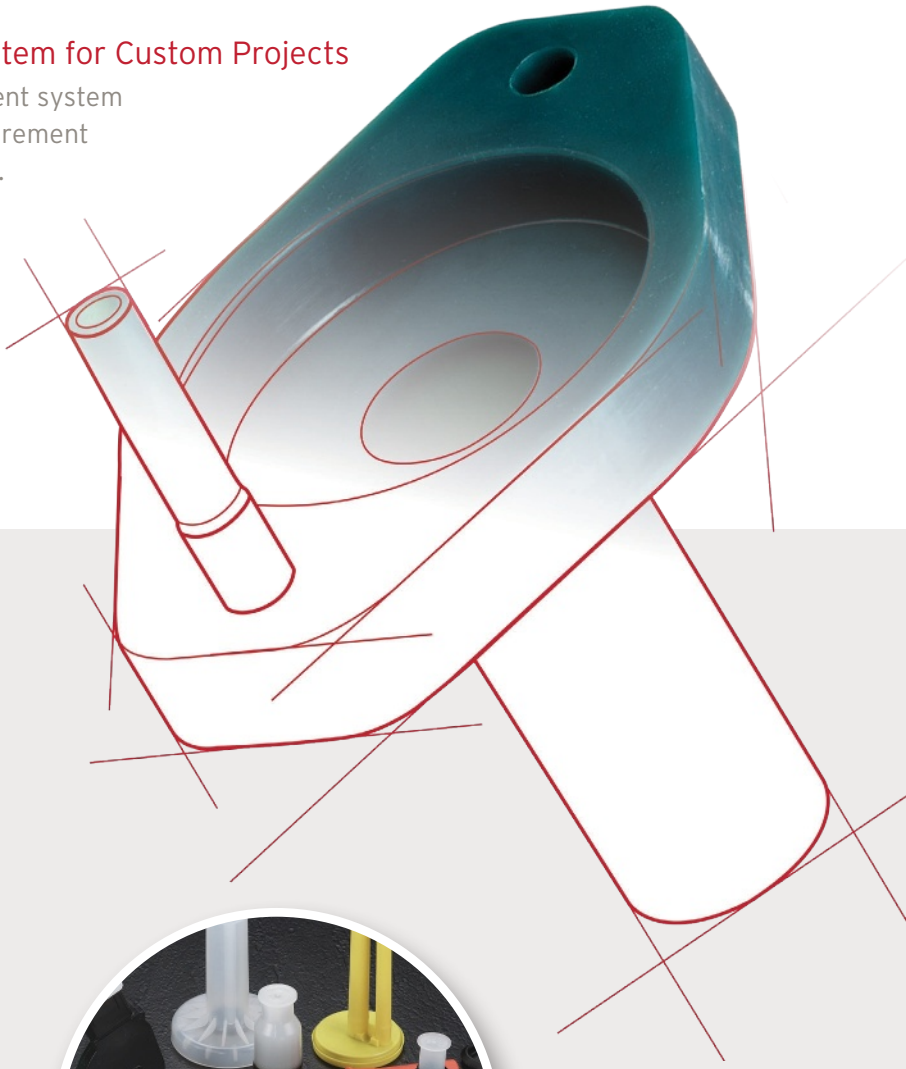

We also have the ability to perform statistical process control on key product characteristics, test durometer, test installation and removal forces, and test simulated temperature conditions.

The PPAP (Production Part Approval Process) process is followed to ensure a high level of accuracy, consistency, repeatability and record retention is achieved.

Ordering & Samples

With over **40,000** catalog products and **450 million** parts in stock, Caplugs is always ready to deliver a solution.

Our parts are available in carton, mini pak or mico pack quantities for your convenience.

Easy Ways to Order

After you've found the proper part, Caplugs offers four purchasing options:

1. Call Customer Service at 1.888.CAPLUGS
2. Visit www.caplugs.com
3. Email sales@caplugs.com
4. Contact your local sales representative

Ordering on the Web

For your convenience, we offer two online payment options:

- Purchasing on account
  - Call customer service once at 1.888.CAPLUGS to activate your web account. Subsequent online orders do not require the call.
  - Select the product(s) and add to your cart
  - Pay via invoicing with terms
- Purchasing by credit card
  - Select the product(s) and add to your cart
  - Pay with all major credit cards

Local Service and On-Site Visits

Caplugs has factories and sales representatives across the globe. To find the in-field salesperson closest to you, call 1.888.CAPLUGS or visit www.caplugs.com.

Free Samples

In an effort to ensure our customers find the right part, free samples of all catalog parts in standard color/material/length are offered. Samples can be requested:

- By phone at 1.888.CAPLUGS
- Email at info@caplugs.com
- Online at www.caplugs.com.

Our standard method of sending samples is US Postal Service mail.

Quality Certifications

ISO 9001
IATF 16949
ISO 14001
ISO 13485
REGISTERED

Caplugs has a comprehensive quality management system and the latest technologies in testing and measurement equipment to provide consistent quality.

Quality Certifications

- Our quality system in our New York facility is certified to ISO 9001 & IATF 16949
- Our quality system in our Pennsylvania facility is certified to ISO 9001 & IATF 16949
- Our quality system in our California and Texas facilities is certified to ISO 9001
- Our quality system in Hangzhou, China is certified to IATF 16949
- Our quality system in Shanghai, China is certified to IATF 16949
- Buffalo, NY ISO 13485 certification applies to all clean room medical products

Good to Be Green
Our environmental management system in our New York, Pennsylvania, California & Hangzhou facilities is certified to ISO 14001.

We have recycling programs in place to reduce waste and reuse materials.

Caplugs also uses recycled materials in the manufacture of several product series. The majority of our parts are accepted at most industrial and municipal plastic recycling facilities.

Caplugs is a proud member of the following associations:

- PCI - Powder Coating Institute
- CCAI - Chemical Coaters Association International
- NFPA - National Fluid Power Association
- AIM - American Injection Molding Institute
- AIAG - Automotive Industry Action Group
- BNMA - Buffalo Niagara Manufacturing Alliance
- GAWDA - Gases & Welding Distributors Association
- SAE - Society of Automotive Engineers
- CGA - Compressed Gas Association

Markets Served

- General Manufacturing
- Automotive
- Medical
- Masking
- Energy/Oil and Gas
- Hydraulics
- Electronics
- Packaging
- Finishing
- Aviation/Aerospace
- HVAC
- Metal Furniture
- Metal Fabrication
- Consumer Goods
- Labware

Caplugs has been a trusted supplier to customers across many industries for 70 years. We use this experience to make the selection and purchase process easy for our customers.

We use our expertise to not only listen to what our customers need, but offer recommendations on products and materials that may perform better for an application. Different design features and material options can assist customers in part installation and removal, or provide value added features such as sound dampening or sealing properties.

Hydraulic Market

Caplugs offers components to protect hydraulic fittings and parts during transport and storage. Our products protect from impact and secure from contamination and foreign object debris.

Threaded Caps and Plugs
For the industry's most commonly used threads and fittings.

Metal Component Protection
- Pipe caps
- Flange covers

Hose Guard
To protect hoses and extend their life.

Masking Solutions
Protect components during powder coating and other finishing processes.

Commonly used fittings and applications we protect:

- SAE
- NPT
- JIC
- UN/UNS
- Metric
- British Standard
- Flared/Flareless
- Flanges
- Valves
- Pipe Ends
- High-Pressure Hoses
- O-rings and Gaskets

Whether it's fitting protection, hose protection, masking, pipe caps, flange covers or custom designs, Caplugs has a protective component for your hydraulic needs.

Automotive Market

As a leading supplier to both OEM and tier suppliers for more than 70 years, Caplugs is built to serve the automotive market.

Protection

We have a wide range of parts to protect components during shipping, cushion delicate threads, secure open ports and shield machined parts from damage and scratching.

Body Sealing and Finishing

Choose from hundreds of sheet metal plugs for use in all areas of the vehicle. Some are designed for high visibility, while others are designed to seal the cabin and aid in sound-proofing.

Functional Components

In addition to protective solutions, Caplugs designs and manufactures functional components, like fixture dampeners. These can be used for sound absorption and vibration reduction.

- Assembly Aids
- Spark Plug Boots
- Isolator
- Water Seal

Masking Solutions

Secure critical areas during powder coating, plating, e-coating and more. Our masking products are designed to withstand the harsh environments of chemical processing and high-temperature curing ovens, and ensure no bleed or leakage.

Some of the areas we cover include:

- Steering and Suspension
- Electrical System
- Masking
- Interior and Exterior
- Fuel System
- Engine and Powertrain
- Body and Chassis
- HVAC and Thermal Units

Aviation Market

With more than 70 years of experience serving MRO and OEM customers in the aviation industry, Caplugs has the experience, products and molding expertise for your aviation applications.

Our solutions cover protection during shipment, repair, refurbishment and finishing processes.

Caplugs offers a variety of product protection, masking solutions and molded components for our OEM and MRO customers.

- Protection for open ports from FOD
- Cushioning of delicate threads
- Protection of hydraulic hoses for longer life
- Hydraulic valve protection
- Masking caps, plugs, tapes and discs
- Finishing parts for high visibility
- Tube and duct protection
- Wing and landing gear protection
- Stud protectors
- Bearing protectors
- Assembly guides
- Window masks for stripping and painting
- Edge liners
- Grommets and sheet metal plugs

High performance additives can be used in our materials to enhance parts with performance properties such as fire retardant, conductive, UV resistant, chemical resistant and more.

Medical Market

Medical device protection and custom molded components

We meet individual specifications and offer a broad range of capabilities and products. Caplugs is the molding partner for 25 of the top 30 medical device manufacturers, putting quality and customer service first. Caplugs custom medical solutions provide the materials, certifications, quality management system and collaborative problem solving you need to ensure a smooth project from start to finish. Plus, our full line of catalog parts offer quick and economical solutions for many common industry applications.

Material options include:

- Non-phthalate vinyl
- Latex free
- Gamma and EtO Stable
- ROHS Compliant
- Anti-microbial
- DEHP-free

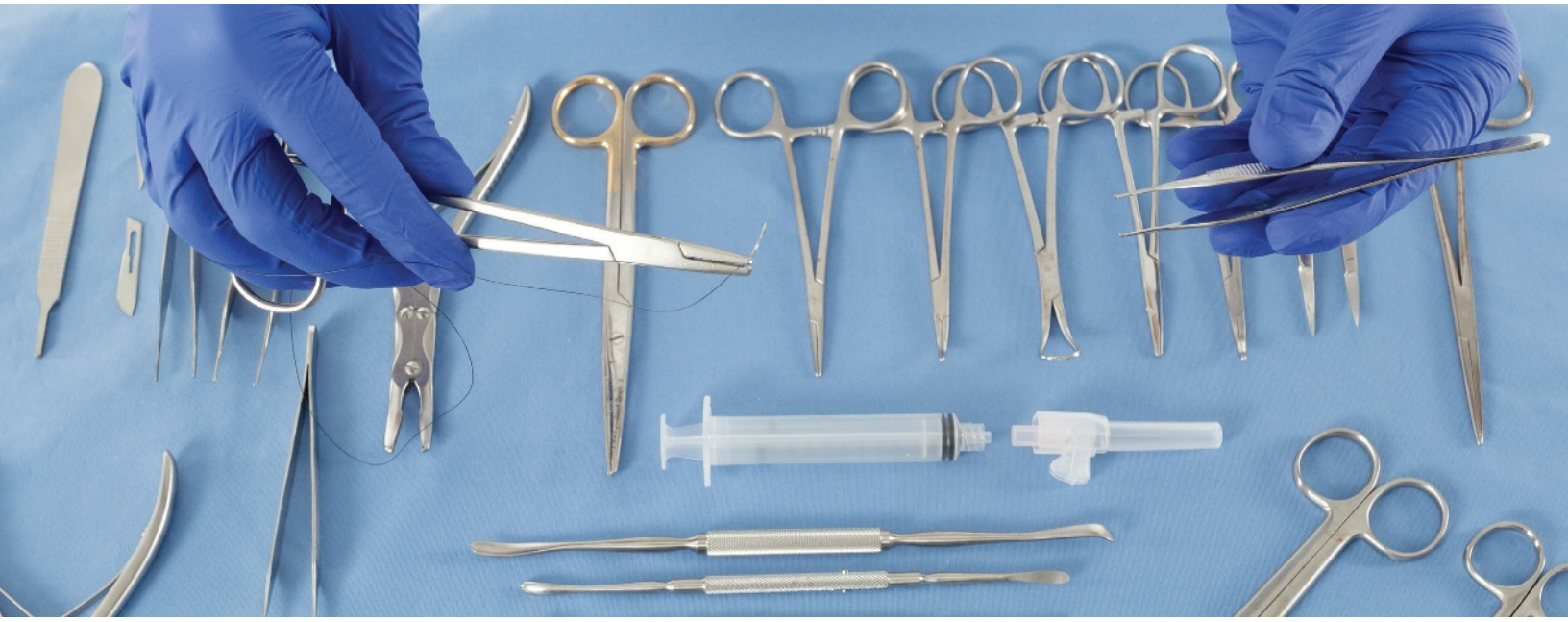

Custom components can be manufactured in a range of high-grade traceable materials including:

Thermoplastic
Polypropylene
Polycarbonate
PETG
PVC
Silicone
Nylon
Polyethylene
Polystyrene

Caplugs supports customer requirements for:

- Material certifications
- Sterilization
- Cytotoxicity

Evergreen® Labware

High Quality, Single-Use Labware

Our industry experts develop, test and produce Evergreen's high-quality, single-use labware in our California facility. We're there through every step of our products' development. That is total process control, which means consistent, reliable products from a partner you can trust.

Develop – Our parts have been developed for ease of use. If you need custom variations or a custom design, our team of engineers will work with you to develop the solution you need.

Control

Develop

Manufacture

Test

Deliver

Tooling & Production – While many others outsource their tooling, we have a full in-house toolroom. All manufacturing and tool maintenance is completed in-house to ensure product quality and life of mold. We produce over 1,200 catalog items that are tested for reliability, clarity and consistency of product and performance.

Testing – To provide you with the most dependable products possible, stringent quality testing is done both in-house and by an external 3rd party.

Packaging & Shipping – Quantities, packaging and labels can be customized to fit your needs.

The Evergreen product line offers a wide range of single-use labware, serving laboratories and scientific organizations worldwide specializing in:

- Life Sciences
- Clinical Chemistry
- Cyto-Histology
- Microbiology
- Cryo Storage

To order the Evergreen labware product line.
www.caplugs.com/labware | 888.227.5847

Tri-Star® Protectors

The Only Supplier to Offer Both New & Reconditioned Thread Protectors

Tri-Star offers three levels of protection designed to accommodate a variety of transport and storage environments. Each degree of protection offers a value price point, ensuring you get the right protection you need, at the right price.

Our new thread protectors are patented for reliability and ease of use.

Product offerings designed and produced in-house, including:

- Tubing and Casing Protectors (Standard, Heavy and Premium Duty)
- Drill Pipe Protection
- Vinyl Roller Pin Covers
- Hammer Union and Pup Joint
- Sucker Rod Protection
- Pipe Chocks
- Bumper Rings

Affordable and Effective Protection

Tri-Star is the only provider to offer new, reconditioned and end-user product recovery services. Our new and reconditioned thread protectors are American Petroleum Institute 5CT compliant and are available in sizes ranging from 2 3/8" – 20", in plastic or composite.

Tested to Ensure Quality, Durability and Perfomance

1. Incoming Inspection
2. Sorting Inspection
3. Field Grade Inspection
4. Pre-Wash Inspection
5. Post-Wash Inspection
6. Quality Control Inspection
7. Packaging Inspection

Our Product Offering is Rounded Out with A Full Line of Pipe, Valve, Flange and Fitting Protection

Protect your pipe, valve and flange components from costly damages by using our economical product protection. Tri-Star offers a full line:

- Available in hundreds of shapes and sizes
- Protect against damage, moisture and foreign debris
- In-stock and ready to ship the same day

www.tristarprotector.com | 281.399.2600

Tapered Caps & Plugs

Tapered caps and plugs provide a completely flexible and versatile solution. They can be placed on a component as a cap, or inserted into a port as a protective plug.

The tapered design also allows one port to accommodate different applications and tolerances.

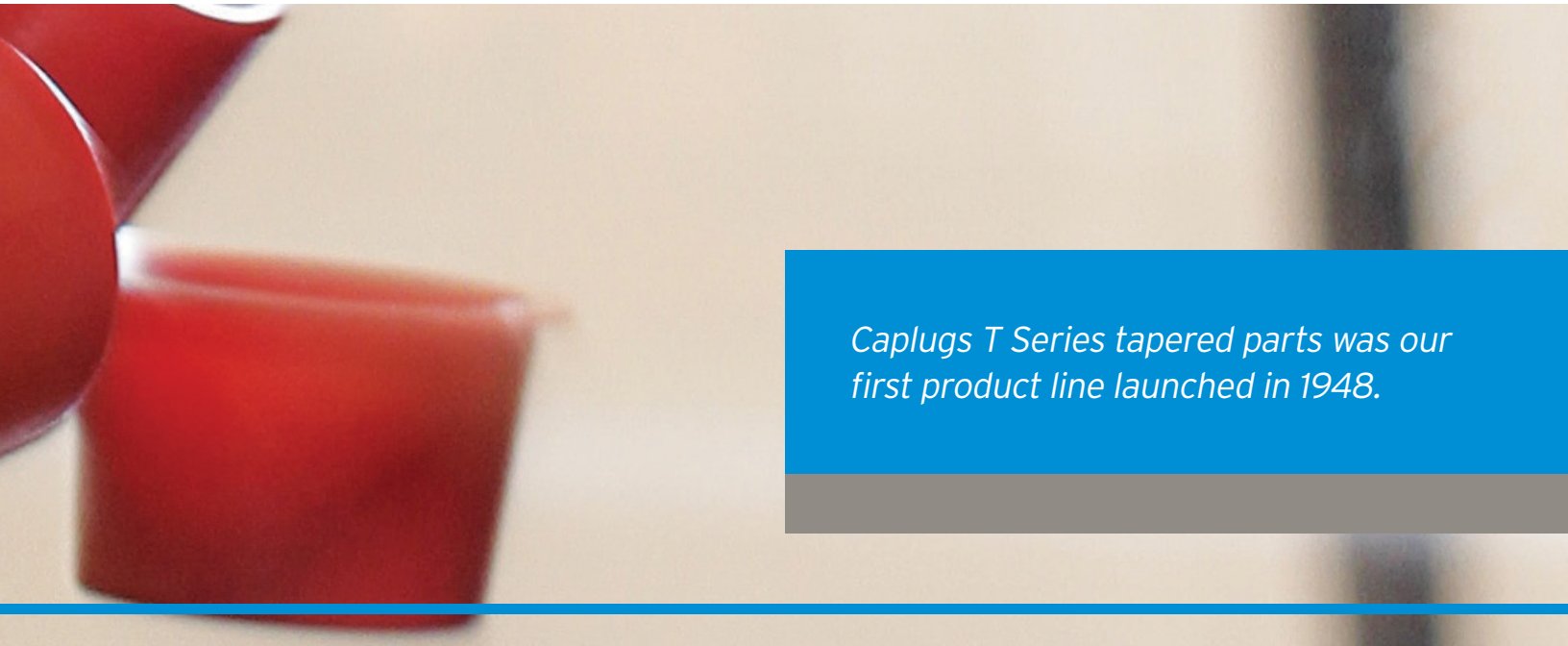

Caplugs T Series tapered parts was our first product line launched in 1948.

T Series

Tapered Caps & Plugs

T Series caps tapered caps and plugs are designed to fit a wide range of applications and protect from contaminants and debris. The easily removable parts may be used for MIL Std, SAE-type, hydraulic, threaded or non-threaded fittings.

Material: Low-Density Polyethylene **Color:** Red
Applicable Specs: NAS 834

Note: Several parts are also stocked in green FlexTemp, a flexible thermoplastic rubber for extreme temperature applications ranging from -90°F to 300°F (-68°C to 149°C).

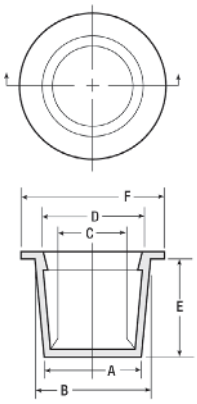

When PLUGGING
"B" Dim. must be at least 1% larger than hole to be plugged. Minimum .020".

When CAPPING
"C" Dim. must be at least 1% smaller than diameter to be capped. Minimum .020".

Note:
Part numbers shown in red text are also available in FlexTemp (thermoplastic rubber) Green.

Selection Charts - Caps

Recommended closures for tube and hydraulic fittings

Caplugs No.	Fitting Size (Dash No.)	Tubing Diameter	To Fit Thread Size
T-2	-2	1/8	5/16 - 24
T-3X	-3	3/16	3/8 - 24
T-4X	-4	1/4	7/16 - 20
T-5	-5	5/16	1/2 - 20
T-6X	-6	3/8	9/16 - 18
T-7	-	3/8	5/8 - 18
T-9X	-8	1/2	3/4 - 16
T-11X	-10	5/8	7/8 - 14
T-13X	-12	3/4	1-1/16 - 12
T-15X	-16	1	1-5/16 - 12
T-18	-20	1-1/4	1-5/8 - 12
T-20	-24	1-1/2	1-7/8 - 12
T-230	-28	1-3/4	2-1/4 - 12
T-250	-32	2	2-1/2 - 12

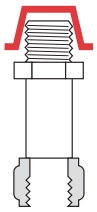

Recommended closures for unthreaded standard weight pipe (Schedule 40)

Caplugs No.	Size
T-4	1/8
T-6X	1/4
T-8X	3/8
T-11	1/2
T-13X	3/4
T-16	1
T-18X	1-1/4
T-210	1-1/2
T-240	2
T-45A	2-1/2
T-1050	3
T-1064	3-1/2
T-1072	4
T-1107	6
T-1139	8

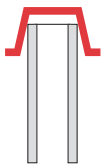

Recommended closures for threaded external NPT fittings

Based on average tapped hole fit. It is suggested that sample caps be tried for size before ordering in quantity.

Caplugs No.	Size
T-4	1/8
T-6	1/4
T-8X	3/8
T-11	1/2
T-13X	3/4
T-15X	1
T-18	1-1/4
T-20	1-1/2
T-240	2
T-45A	2-1/2
T-96A	3
T-502	3-1/2
T-1072	4
T-1086	5
T-1103	6

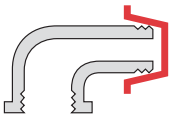

Selection Charts - Plugs

Recommended closures for tube and hydraulic fittings

Caplugs No.	Fitting Size (Dash No.)	Tubing Diameter	To Fit Thread Size
T-1	-2	1/8	5/16 - 24
T-2	-3	3/16	3/8 - 24
T-3	-4	1/4	7/16 - 20
T-4	-5	5/16	1/2 - 20
T-5	-6	3/8	9/16 - 18
T-6	–	3/8	5/8 - 18
T-8	-8	1/2	3/4 - 16
T-10	-10	5/8	7/8 - 14
T-12X	-12	3/4	1-1/16 - 12
T-14X	-16	1	1-5/16 - 12
T-17S	-20	1-1/4	1-5/8 - 12
T-19	-24	1-1/2	1-7/8 - 12
T-221	-28	1-3/4	2-1/4 - 12
T-240	-32	2	2-1/2 - 12

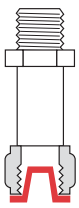

Recommended closures for unthreaded standard weight pipe (Schedule 40)

Caplugs No.	Size
T-1	1/8
T-2X	1/4
T-5	3/8
T-7	1/2
T-10	3/4
T-13	1
T-16	1-1/4
T-18	1-1/2
T-220	2
T-250	2-1/2
T-53	3
T-1050	3-1/2
T-1064	4
T-1080	5
T-1097	6
T-1128	8



Recommended closures for threaded internal NPT fittings

Based on average tapped hole fit. It is suggested that sample caps be tried for size before ordering in quantity.

Caplugs No.	Size
T-2X	1/8
T-4	1/4
T-6X	3/8
T-9	1/2
T-12X	3/4
T-14	1
T-17S	1-1/4
T-20S	1-1/2
T-24S	2
T-44	2-1/2
T-501	3
T-502	3-1/2
T-1070	4
T-1086	5
T-1103	6

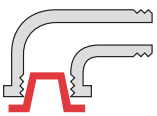

For other material and color options, contact customer service.

Tapered Caps & Plugs T Series

Caplugs No.	Dimensions												Packaging	
	A		B		C		D		E		F		Carton Quantity	Mini Pak Quantity
	In	mm	In	mm	In	mm	In	mm	In	mm	In	mm		
T-00	.116	2.95	.182	4.62	.053	1.35	.120	3.05	.38	9.65	.31	7.87	5000	1000
T-00S	.140	3.56	.180	4.57	.088	2.24	.109	2.77	.22	5.59	.31	7.87	5000	1000
T-00X	.145	3.68	.205	5.21	.079	2.01	.150	3.81	.38	9.65	.41	10.41	5000	1000
T-0	.173	4.39	.240	6.10	.111	2.82	.177	4.50	.38	9.65	.38	9.65	5000	1000
T-0X	.184	4.67	.255	6.48	.113	2.87	.172	4.37	.38	9.65	.38	9.65	5000	1000
T-235V	.209	5.31	.269	6.83	.150	3.81	.210	5.33	.34	8.64	.38	9.65	15000	3000
T-235T	.210	5.33	.275	6.99	.146	3.71	.211	5.36	.31	7.87	.45	11.43	10000	2000
T-1	.236	5.99	.302	7.67	.174	4.42	.240	6.10	.38	9.65	.44	11.18	5000	1000
T-1X	.267	6.78	.335	8.51	.205	5.21	.273	6.93	.38	9.65	.47	11.94	5000	1000
T-2	.299	7.59	.365	9.27	.235	5.97	.302	7.67	.38	9.65	.50	12.70	5000	1000
T-2S	.325	8.26	.367	9.32	.263	6.68	.305	7.75	.19	4.83	.50	12.70	5000	1000
T-2X	.330	8.38	.396	10.06	.267	6.78	.333	8.46	.38	9.65	.53	13.46	5000	1000
T-3	.361	9.17	.427	10.85	.298	7.57	.365	9.27	.38	9.65	.56	14.22	5000	1000
T-3X	.390	9.91	.456	11.58	.327	8.31	.394	10.01	.38	9.65	.59	14.99	5000	1000
T-4	.419	10.64	.485	12.32	.356	9.04	.422	10.72	.38	9.65	.63	16.00	5000	1000
T-4X	.447	11.35	.513	13.03	.385	9.78	.451	11.46	.38	9.65	.66	16.76	5000	1000
T-5	.471	11.96	.547	13.89	.409	10.39	.485	12.32	.44	11.18	.69	17.53	5000	1000
T-189C	.477	12.12	.547	13.89	.415	10.54	.485	12.32	.28	7.11	.69	17.53	7500	1500
T-5X	.500	12.70	.576	14.63	.440	11.18	.516	13.11	.44	11.18	.72	18.29	5000	1000
T-5S	.533	13.54	.562	14.28	.477	12.12	.506	12.85	.22	5.59	.68	17.27	5000	1000
T-6	.532	13.51	.608	15.44	.468	11.89	.545	13.84	.44	11.18	.75	19.05	5000	1000
T-6X	.550	13.97	.631	16.03	.487	12.37	.568	14.43	.47	11.94	.75	19.05	5000	1000
T-6S	.554	14.07	.612	15.55	.490	12.45	.551	14.00	.31	7.87	.75	19.05	5000	1000
T-7	.580	14.73	.667	16.94	.518	13.16	.605	15.37	.50	12.70	.81	20.57	5000	1000
T-7X	.610	15.49	.695	17.65	.549	13.95	.634	16.10	.50	12.70	.84	21.34	5000	1000
T-8	.640	16.26	.727	18.47	.578	14.68	.664	16.87	.50	12.70	.88	22.35	5000	1000
T-8S	.669	16.99	.694	17.63	.613	15.57	.638	16.21	.19	4.83	.75	19.05	5000	1000
T-8X	.675	17.15	.755	19.18	.613	15.57	.693	17.60	.50	12.70	.88	22.35	5000	1000
T-9	.690	17.53	.788	20.02	.628	15.95	.726	18.44	.56	14.22	.94	23.88	5000	1000
T-9X	.725	18.42	.823	20.91	.663	16.84	.761	19.33	.56	14.22	.97	24.64	5000	1000
T-9S	.740	18.80	.765	19.43	.678	17.22	.703	17.86	.19	4.83	.88	22.35	5000	1000
T-710	.750	19.05	.805	20.45	.688	17.48	.743	18.87	.16	4.06	.86	21.84	7500	1500
T-10	.750	19.05	.848	21.54	.687	17.45	.785	19.94	.56	14.22	1.00	25.40	5000	1000
T-10S	.748	19.00	.848	21.54	.687	17.45	.775	19.69	.39	9.91	1.02	25.91	5000	1000
T-11	.802	20.37	.911	23.14	.740	18.80	.849	21.56	.63	16.00	1.06	26.93	5000	1000
T-11X	.815	20.70	.930	23.62	.753	19.13	.868	22.05	.63	16.00	1.09	27.69	5000	1000
T-15A	.836	21.24	1.305	33.15	.777	19.74	1.247	31.68	1.06	26.93	1.43	36.32	2500	500
T-11S	.837	21.26	.890	22.61	.757	19.23	.810	20.57	.22	5.59	1.05	26.67	5000	1000
T-192-2-C	.854	21.69	.958	24.33	.790	20.07	.894	22.71	.63	16.00	1.13	28.70	2500	500
T-12	.866	22.00	.975	24.77	.803	20.40	.912	23.16	.63	16.00	1.13	28.70	5000	1000
T-192-1	.869	22.07	.973	24.71	.805	20.45	.909	23.09	.72	18.29	1.13	28.70	2500	500
T-12X	.915	23.24	1.040	26.42	.855	21.72	.980	24.89	.69	17.53	1.16	29.47	5000	1000
T-249-2	.950	24.13	1.090	27.69	.890	22.61	1.030	26.16	1.00	25.40	1.25	31.75	1500	300
T-277	.955	24.26	1.040	26.42	.895	22.73	.980	24.89	.47	11.94	1.16	29.46	3500	700
T-13A	.960	24.38	1.047	26.59	.900	22.86	.987	25.07	.50	12.70	1.19	30.23	5000	1000
T-13	.964	24.49	1.090	27.69	.901	22.89	1.027	26.09	.75	19.05	1.25	31.75	2500	500
T-249-W	.975	24.77	1.104	28.04	.918	23.32	1.047	26.59	.72	18.29	1.44	36.58	2000	400
T-13X	.995	25.27	1.145	29.08	.933	23.70	1.083	27.51	.75	19.05	1.31	33.28	2500	500
T-709	1.020	25.91	1.040	26.42	.940	23.88	.960	24.38	.84	21.34	1.31	33.27	1500	300
T-14	1.094	27.79	1.215	30.86	1.031	26.19	1.152	29.26	.75	19.05	1.41	35.82	2500	500
T-16A	1.140	28.96	1.420	36.07	1.085	27.56	1.358	34.49	.81	20.57	1.56	39.63	2500	500
T-14X	1.175	29.85	1.284	32.61	1.113	28.27	1.222	31.04	.63	16.00	1.44	36.58	2500	500
T-250SW	1.175	29.85	1.284	32.61	1.113	28.27	1.222	31.04	.63	16.00	1.67	42.42	2000	400
T-250-NIA	1.179	29.95	1.286	32.66	1.115	28.32	1.222	31.04	.72	18.29	1.44	36.58	1500	300
T-15	1.224	31.09	1.355	34.42	1.161	29.49	1.292	32.82	.75	19.05	1.50	38.10	2500	500
T-15X	1.235	31.37	1.360	34.55	1.173	29.80	1.298	32.97	.81	20.57	1.50	38.10	2500	500
T-17A	1.239	31.47	1.507	38.28	1.169	29.69	1.437	36.50	.75	19.05	1.63	41.40	2500	500
T-1153	1.276	32.41	1.312	33.32	1.155	29.32	1.190	32.23	.50	12.70	1.38	35.05	2000	400

T Series Tapered Caps & Plugs (cont.)

Caplugs No.	Dimensions												Packaging	
	A		B		C		D		E		F		Carton Quantity	Mini Pak Quantity
	In	mm	In	mm	In	mm	In	mm	In	mm	In	mm		
T-15S	1.285	32.64	1.346	34.19	1.227	31.17	1.288	32.72	.38	9.65	1.47	37.34	5000	1000
T-252	1.292	32.82	1.356	34.44	1.231	31.27	1.295	32.89	.72	18.29	1.50	38.10	1500	330
T-16	1.312	33.33	1.465	37.21	1.249	31.72	1.402	35.61	.88	22.35	1.63	41.40	2500	500
T-253	1.312	33.32	1.465	37.21	1.248	31.70	1.401	35.59	.72	18.29	1.62	41.15	1500	300
T-253-2	1.344	34.14	1.507	38.28	1.282	32.56	1.445	36.70	.91	23.11	1.77	44.96	1000	200
T-253-S	1.350	34.29	1.465	37.21	1.286	32.66	1.401	35.59	.50	12.70	1.62	41.15	2000	400
T-16S	1.395	35.43	1.465	37.21	1.345	34.16	1.405	35.69	.39	9.91	1.59	40.39	1000	200
T-727	1.435	36.45	1.500	38.10	1.340	34.04	1.420	36.07	.75	19.05	1.75	44.45	1000	200
T-20A	1.440	36.58	1.895	48.13	1.378	35.00	1.833	46.56	1.28	32.51	2.06	52.33	1000	200
T-17	1.447	36.76	1.600	40.64	1.384	35.15	1.537	39.04	.88	22.35	1.75	44.45	1000	200
T-254S	1.447	36.75	1.600	40.64	1.384	35.15	1.537	39.04	.88	22.35	1.75	44.45	1000	200
T-254	1.451	36.86	1.601	40.67	1.387	35.23	1.537	39.04	.72	18.29	1.75	44.45	1000	200
T-17S	1.513	38.43	1.600	40.64	1.451	36.86	1.537	39.04	.50	12.70	1.75	44.45	2500	500
T-194	1.519	38.58	1.602	40.69	1.455	36.96	1.538	39.07	.72	18.29	1.75	44.45	1800	360
T-18	1.560	39.63	1.682	42.72	1.498	38.05	1.620	41.15	.75	19.05	1.88	47.75	1000	200
T-195-S	1.574	39.98	1.688	42.88	1.514	38.46	1.628	41.35	.62	15.75	1.88	47.75	5000	1000
T-18X	1.630	41.40	1.750	44.45	1.568	39.83	1.688	42.88	.75	19.05	1.94	49.28	1000	200
T-255	1.633	41.48	1.750	44.45	1.569	39.85	1.690	42.93	.69	17.53	1.84	46.74	1000	200
T-1972	1.720	43.69	1.850	46.99	1.664	42.27	1.794	45.57	.72	18.29	2.03	51.56	3500	700
T-21A	1.738	44.15	2.163	54.94	1.668	42.37	2.093	53.16	1.18	29.97	2.31	58.68	1000	200
T-19	1.750	44.45	1.880	47.75	1.688	42.88	1.818	46.18	.75	19.05	2.00	50.80	1000	200
T-20	1.780	45.21	1.950	49.53	1.718	43.64	1.888	47.96	1.00	25.40	2.13	54.10	1000	200
T-20S	1.781	45.24	1.805	45.85	1.722	43.74	1.746	44.35	.38	9.65	2.00	50.80	1000	200
T-206	1.807	45.90	1.938	49.23	1.743	44.27	1.874	47.60	.97	24.64	2.16	54.86	1000	200
T-210	1.844	46.84	2.000	50.80	1.781	45.24	1.938	49.23	1.00	25.40	2.13	54.10	1000	200
T-911	1.865	47.37	1.975	50.17	1.785	45.34	1.895	48.13	.63	16.00	2.38	60.45	2500	500
T-21	1.900	48.26	2.076	52.73	1.837	46.66	2.013	51.13	1.00	25.40	2.25	57.15	1000	200
T-22A	1.935	49.15	2.310	58.68	1.875	47.63	2.255	57.28	.85	21.59	2.47	62.74	1000	200
T-806	1.950	49.53	2.065	52.45	1.885	47.88	2.000	50.80	.72	18.29	2.20	55.88	2500	500
T-220	1.975	50.17	2.132	54.15	1.913	48.59	2.070	52.58	1.00	25.40	2.25	57.15	1000	200
T-22S	2.015	51.18	2.147	54.54	1.953	49.61	2.085	52.96	.75	19.05	2.31	58.68	1000	200
T-258-S	2.020	51.31	2.100	53.34	2.060	52.32	2.140	54.36	.38	9.65	2.59	65.79	1000	200
T-221	2.067	52.50	2.243	56.97	2.005	50.93	2.181	55.40	1.00	25.40	2.44	61.98	1000	200
T-25A	2.125	53.98	2.406	61.11	2.063	52.40	2.344	59.54	1.00	25.40	2.53	64.26	1000	200
T-230	2.136	54.26	2.312	58.73	2.074	52.68	2.250	57.15	1.00	25.40	2.56	65.03	1000	200
T-24S	2.230	56.64	2.260	57.41	2.168	55.07	2.198	55.83	.50	12.70	2.50	63.50	1000	200
T-1230	2.280	57.91	2.400	60.96	2.216	56.29	2.336	59.33	.72	18.29	2.80	71.12	1500	300
T-240	2.298	58.37	2.464	62.59	2.235	56.77	2.401	60.99	1.00	25.40	2.63	66.80	500	100
T-708	2.300	58.42	2.464	62.59	2.220	56.39	2.383	60.53	.71	18.03	2.66	67.56	2000	400
T-33A	2.307	58.60	2.650	67.31	2.245	57.03	2.588	65.74	1.25	31.75	2.78	70.61	500	100
T-265	2.311	58.70	2.650	67.31	2.247	57.07	2.586	65.68	.96	24.38	2.78	70.61	500	100
T-250	2.395	60.84	2.602	66.09	2.333	59.26	2.540	64.52	1.03	26.16	2.81	71.38	500	100
T-263	2.396	60.86	2.604	66.14	2.332	59.23	2.540	64.52	1.13	28.70	2.81	71.37	500	100
T-43A	2.457	62.41	2.750	69.85	2.395	60.84	2.688	68.28	1.00	25.40	2.88	73.15	500	100
T-33A1	2.480	62.99	2.644	67.16	2.418	61.42	2.582	65.59	.63	16.00	2.78	70.61	1000	200
T-43X	2.555	64.90	2.690	68.33	2.493	63.32	2.628	66.75	.63	16.00	2.88	73.15	1000	200
T-267	2.561	65.05	2.690	68.33	2.497	63.42	2.626	66.70	.72	18.29	2.88	73.15	500	100
T-44	2.641	67.08	2.790	70.87	2.579	65.51	2.728	69.29	.75	19.05	2.94	74.68	500	100
T-2156	2.655	67.44	2.788	70.82	2.595	65.91	2.728	69.29	.47	11.94	2.97	75.44	1000	200
T-862	2.706	68.73	2.870	72.90	2.626	66.70	2.790	70.87	.71	18.03	3.06	77.72	500	100
T-208	2.720	69.09	2.990	75.95	2.656	67.46	2.926	74.32	1.00	25.40	3.13	79.50	500	100
T-45A	2.760	70.11	2.990	75.95	2.685	68.20	2.947	74.86	1.00	25.40	3.13	79.51	500	100
T-500	2.849	72.37	2.980	75.69	2.787	70.79	2.918	74.12	.75	19.05	3.25	82.55	500	100
T-53	2.975	75.57	3.103	78.82	2.915	74.04	3.041	77.24	.75	19.05	3.34	84.84	500	100
T-55A	2.982	75.75	3.245	82.43	2.912	73.97	3.175	80.65	1.00	25.40	3.38	85.86	500	100
T-228	2.996	76.10	3.159	80.24	2.916	74.07	3.079	78.21	.47	11.94	3.41	86.61	500	100
T-57A	3.090	78.49	3.370	85.60	3.020	76.71	3.300	83.82	1.00	25.40	3.50	88.90	500	100
T-57B	3.070	77.98	3.211	81.56	3.019	76.68	3.156	80.16	.79	20.07	3.50	88.90	500	100

For other material and color options, contact customer service.

† T-1108X and T-390X have (2) vent holes

Tapered Caps & Plugs (cont.) T Series

Caplugs No.	Dimensions												Packaging	
	A		B		C		D		E		F		Carton Quantity	Mini Pak Quantity
	In	mm	In	mm	In	mm	In	mm	In	mm	In	mm		
T-96A	3.270	83.06	3.562	90.48	3.200	81.28	3.492	88.70	1.13	28.70	3.69	93.73	250	50
T-501	3.325	84.46	3.457	87.81	3.245	82.43	3.377	85.78	.75	19.05	3.63	92.21	250	50
T-1050	3.470	88.14	3.600	91.44	3.410	86.62	3.540	89.92	.75	19.05	3.88	98.56	500	100
T-1051	3.550	90.17	3.730	94.75	3.480	88.40	3.660	92.97	1.00	25.40	4.00	101.60	250	50
T-1052	3.680	93.48	3.800	96.52	3.610	91.70	3.730	94.75	.75	19.05	4.00	101.60	250	50
T-502	3.790	96.27	3.920	99.57	3.710	94.24	3.840	97.54	.75	19.05	4.12	104.65	250	50
T-1063	3.930	99.83	4.070	103.38	3.860	98.05	4.000	101.60	.75	19.05	4.38	111.26	250	50
T-1064	4.020	102.11	4.140	105.16	3.940	100.08	4.070	103.38	.75	19.05	4.53	115.07	250	50
T-1067	4.090	103.89	4.320	109.73	4.010	101.86	4.240	107.70	1.25	31.75	4.62	117.35	250	50
T-406	4.214	107.04	4.459	113.26	4.134	105.00	4.379	111.23	.96	24.38	4.94	125.48	400	80
T-1070	4.270	108.46	4.430	112.53	4.180	106.18	4.340	110.24	.88	22.35	4.88	123.96	250	50
T-1072	4.370	111.00	4.620	117.35	4.290	108.97	4.540	115.32	1.00	25.40	5.00	127.01	250	50
T-1076	4.640	117.86	4.850	123.19	4.570	116.08	4.780	121.42	.88	22.35	5.25	133.36	250	50
T-1078	4.790	121.67	4.970	126.24	4.710	119.64	4.890	124.21	1.00	25.40	5.38	136.66	250	50
T-1079	4.910	124.72	5.090	129.29	4.830	122.69	5.010	127.26	1.00	25.40	5.50	139.71	250	50
T-407	4.980	126.49	5.100	129.54	4.900	124.46	5.020	127.51	.68	17.27	5.44	138.18	450	90
T-1080	4.990	126.75	5.200	132.09	4.920	124.97	5.100	129.55	1.00	25.40	5.63	143.01	250	50
T-1084	5.180	131.58	5.360	136.15	5.110	129.80	5.290	134.37	1.00	25.40	5.88	149.36	250	50
T-1086	5.330	135.39	5.490	139.45	5.210	132.34	5.370	136.40	.88	22.35	5.88	149.36	250	50
T-1088	5.470	138.94	5.620	142.75	5.390	136.91	5.540	140.72	1.00	25.40	6.13	155.71	250	50
T-1090	5.570	141.48	5.750	146.06	5.490	139.45	5.670	144.02	1.00	25.40	6.19	157.23	250	50
T-1092	5.700	144.79	5.870	149.10	5.610	142.50	5.790	147.07	.98	24.89	6.25	158.76	250	50
T-1097	6.010	152.66	6.180	156.98	5.920	150.37	6.100	154.95	1.00	25.40	6.62	168.15	250	50
T-1100	6.180	156.98	6.350	161.30	6.090	154.69	6.260	159.01	1.00	25.40	6.75	171.46	100	20
T-1103	6.400	162.57	6.560	166.63	6.330	160.79	6.490	164.85	.87	22.10	6.94	176.28	100	20
T-1107	6.610	167.90	6.710	170.44	6.530	165.87	6.630	168.41	1.50	38.10	7.19	182.63	100	20
T-365	6.668	169.37	6.774	172.06	6.562	166.67	6.668	169.37	1.50	38.10	7.19	182.63	100	20
T-1108S	6.880	174.75	7.030	178.56	6.800	172.72	6.950	176.53	.50	12.70	7.67	194.82	100	20
T-1108X †	6.943	176.22	7.358	186.75	6.851	173.88	7.264	184.37	1.52	37.08	7.72	195.94	80	16
T-1109	7.050	179.08	7.120	180.86	6.970	177.04	7.060	179.33	1.00	25.40	7.63	193.81	100	20
T-1110	7.340	186.44	7.650	194.32	7.260	184.41	7.560	192.03	1.00	25.40	7.94	201.68	100	20
T-1120	7.660	194.57	7.840	199.14	7.580	192.54	7.760	197.11	1.00	25.40	8.12	206.26	100	20
T-1128	7.970	202.45	8.140	206.76	7.880	200.16	8.050	204.48	1.00	25.40	8.38	212.86	100	20
T-1133	8.150	207.02	8.350	212.10	8.050	204.48	8.250	209.56	1.38	35.05	8.75	222.26	50	10
T-1137	8.400	213.37	8.600	218.45	8.300	210.83	8.500	215.91	1.38	35.05	9.00	228.61	50	10
T-1139	8.670	220.23	8.730	221.75	8.550	217.18	8.600	218.45	1.50	38.10	9.13	231.91	50	10
T-1142	9.060	230.12	9.364	237.85	8.890	225.81	9.240	234.70	1.75	44.45	9.86	250.44	50	10
T-390	9.970	253.24	10.220	259.59	9.820	249.43	10.080	256.03	.97	24.64	10.56	268.22	75	15
T-390X †	9.950	252.73	10.290	261.366	9.770	248.16	10.170	258.32	1.50	38.10	10.56	268.22	60	-
T-1143	10.790	274.07	11.098	281.89	10.620	269.75	10.910	277.11	1.75	44.45	11.60	294.64	40	8
T-1146	11.110	282.19	11.455	290.96	10.779	273.79	11.366	288.70	2.00	50.80	11.96	303.78	40	8
T-1314	12.790	324.87	13.138	333.71	12.480	316.99	12.923	328.24	2.00	50.80	13.64	346.46	30	6
T-1360	13.250	336.55	13.597	345.36	12.960	329.18	13.177	334.70	2.00	50.80	14.10	358.14	30	6

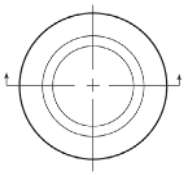

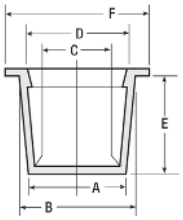

When PLUGGING
"B" Dim. must be at least 1% larger than hole to be plugged. Minimum .020".

When CAPPING
"C" Dim. must be at least 1% smaller than diameter to be capped. Minimum .020".

Note:
Part numbers shown in red text are also available in FlexTemp (thermoplastic rubber) Green.

W Series

Tapered Caps & Plugs with Wide Flanges

W Series tapered caps and plugs with wide flanges offer added protection and prevent accidental force into or through an opening when used as a plug.

- Covers a vast range of cap or plug applications
- Easy to install and remove
- Added protection for bearing surfaces

Material: Low-Density Polyethylene **Color:** Red

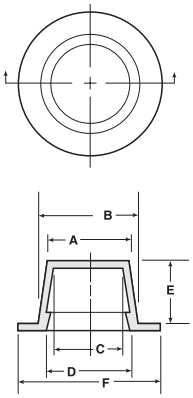

When CAPPING
"C" Dim. must be at least 1% smaller than diameter to be capped. Minimum .020".

When PLUGGING
"B" Dim. must be at least 1% larger than hole to be plugged. Minimum .020".

WWX Series

Tapered Caps & Plugs with Extra-Wide, Extra-Thick Flanges

WWX Series tapered caps and plugs with extra-wide, extra-thick flanges provide extended visibility. The fail-proof design prevents the mating component from being installed without first removing the cap. The series can be easily installed and removed.

Material: Low-Density Polyethylene **Color:** Yellow

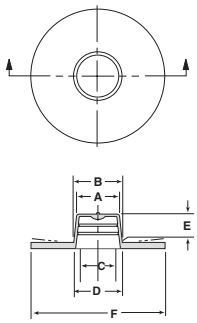

For other material and color options, contact customer service.

Tapered Caps & Plugs with Wide Flanges W Series

Caplugs No.	Dimensions												Packaging	
	A		B		C		D		E		F		Carton Quantity	Mini Pak Quantity
	In	mm	In	mm	In	mm	In	mm	In	mm	In	mm		
W-0	.173	4.39	.240	6.10	.111	2.82	.177	4.50	.38	9.65	.56	14.22	5000	1000
W-1	.240	6.10	.315	8.00	.183	4.65	.245	6.22	.36	9.14	.62	15.75	5000	1000
W-2	.302	7.67	.375	9.53	.240	6.10	.303	7.70	.38	9.65	.69	17.53	5000	1000
W-3	.360	9.14	.425	10.80	.298	7.57	.363	9.22	.38	9.65	.75	19.05	5000	1000
W-4	.425	10.80	.480	12.19	.363	9.22	.418	10.62	.38	9.65	.81	20.57	5000	1000
W-5	.472	11.99	.540	13.72	.410	10.41	.478	12.14	.44	11.18	.88	22.35	5000	1000
W-6	.536	13.61	.615	15.62	.474	12.04	.553	14.05	.44	11.18	.94	23.88	5000	1000
W-7	.590	14.99	.670	17.02	.528	13.41	.608	15.44	.50	12.70	1.00	25.40	5000	1000
W-8	.643	16.33	.726	18.44	.581	14.76	.662	16.82	.50	12.70	1.03	26.16	5000	1000
W-9	.683	17.35	.785	19.94	.621	15.77	.723	18.36	.53	13.46	1.13	28.70	5000	1000
W-10	.765	19.43	.865	21.97	.703	17.86	.803	20.40	.56	14.22	1.19	30.23	5000	1000
W-11	.820	20.83	.930	23.62	.758	19.25	.868	22.05	.59	14.99	1.25	31.75	5000	1000
W-12	.872	22.15	.977	24.82	.810	20.57	.916	23.27	.59	14.99	1.31	33.28	2500	500
W-13	.975	24.77	1.104	28.04	.913	23.19	1.042	26.47	.72	18.29	1.44	36.58	2500	500
W-14	1.158	29.41	1.275	32.39	1.096	27.84	1.213	30.81	.72	18.29	1.56	39.63	2500	500
W-14X	1.175	29.85	1.284	32.61	1.120	28.45	1.229	31.22	.63	16.00	1.67	42.42	2500	500
W-15	1.243	31.57	1.375	34.93	1.181	30.00	1.313	33.35	.72	18.29	1.69	42.93	2500	500
W-16	1.312	33.33	1.475	37.47	1.250	31.75	1.413	35.89	.88	22.35	1.81	45.98	1000	200
W-16X	1.517	38.53	1.600	40.64	1.432	36.37	1.514	38.46	.49	12.34	2.26	57.30	2000	400
W-17	1.455	36.96	1.615	41.02	1.393	35.38	1.553	39.45	.72	18.29	1.94	49.28	1000	200
W-18	1.575	40.01	1.685	42.80	1.513	38.43	1.623	41.23	.69	17.53	2.00	50.80	1000	200
W-19	1.735	44.07	1.900	48.26	1.673	42.50	1.838	46.69	.72	18.29	2.22	56.39	1000	200
W-20	1.810	45.98	1.950	49.53	1.748	44.40	1.888	47.96	.69	17.53	2.31	58.68	1000	200
W-21	1.945	49.40	2.100	53.34	1.883	47.83	2.038	51.77	.69	17.53	2.44	61.98	1000	200

Tapered Caps & Plugs with Extra-Wide, Extra-Thick Flanges WWX Series

Caplugs No.	Dimensions												Packaging	
	A		B		C		D		E		F		Carton Quantity	Mini Pak Quantity
	In	mm	In	mm	In	mm	In	mm	In	mm	In	mm		
WWX-8	.628	15.95	.725	18.42	.566	14.38	.643	16.33	.44	11.18	2.23	56.64	1000	200
WWX-10	.755	19.18	.870	22.10	.686	17.42	.788	20.02	.50	12.70	2.37	60.20	1000	200
WWX-12	.867	22.02	.975	24.77	.798	20.27	.889	22.58	.56	14.22	2.48	62.99	1000	200
WWX-13	.984	24.99	1.105	28.07	.909	23.09	1.014	25.76	.66	16.76	2.61	66.29	1000	200
WWX-14	1.110	28.20	1.253	31.83	1.046	26.57	1.171	29.74	.66	16.76	2.73	69.34	500	100
WWX-15	1.237	31.42	1.382	35.10	1.171	29.74	1.291	32.79	.66	16.76	2.88	73.15	800	160
WWX-16	1.312	33.32	1.465	37.21	1.243	31.57	1.375	34.93	.66	16.76	2.97	75.44	800	160
WWX-17	1.452	36.88	1.603	40.72	1.387	35.23	1.519	38.58	.66	16.76	3.10	78.74	700	140
WWX-18	1.580	40.13	1.714	43.54	1.513	38.43	1.624	41.25	.66	16.76	3.21	81.53	700	140
WWX-21	1.927	48.95	2.058	52.27	1.867	47.42	1.973	50.11	.66	16.76	3.56	90.42	600	120
WWX-230	2.120	53.85	2.290	58.17	2.036	51.71	2.210	56.13	1.00	25.40	3.79	96.27	300	60
WWX-250	2.395	60.83	2.602	66.09	2.322	58.98	2.530	64.26	1.13	28.70	4.10	104.14	200	40
WWX-44	2.638	67.01	2.759	70.08	2.547	64.69	2.670	67.82	1.13	28.70	4.26	108.20	200	40
WWX-500	2.850	72.39	2.980	75.69	2.787	70.79	2.920	74.17	.75	19.05	4.25	107.95	500	100
WWX-55A	2.990	75.95	3.217	81.71	2.920	74.16	3.130	79.50	1.00	25.40	4.12	104.65	250	50
WWX-501	3.320	84.33	3.458	87.83	3.244	82.40	3.400	86.36	.88	22.35	4.88	123.95	300	60
WWX-1063	3.930	99.82	4.070	103.38	3.860	98.04	4.000	101.60	0.75	19.05	5.38	136.65	400	80

WW Series

Tapered Caps & Plugs with Wide, Thick Flanges

WW Series tapered caps and plugs with wide, thick flanges prevent unnecessary force in an opening when used as a plug.

- Accepted by the aircraft industry
- Easy to install and remove
- Slightly thinner wall and smaller diameter flanges than WWX Series

Material: Low-Density Polyethylene **Color:** Yellow

Applicable Specs: NAS 816

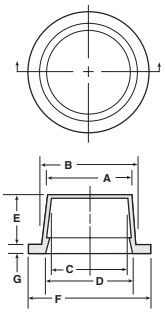

Caplugs No.	Dimensions														Packaging	
	A		B		C		D		E		F		G		Carton Quantity	Mini Pak Quantity
	In	mm	In	mm	In	mm	In	mm	In	mm	In	mm	In	mm		
WW-00	.116	2.95	.182	4.62	.053	1.35	.120	3.05	.37	9.40	.50	12.70	.090	2.29	5000	1000
WW-0	.173	4.39	.240	6.10	.111	2.82	.177	4.50	.37	9.40	.56	14.22	.090	2.29	5000	1000
WW-0X	.230	5.84	.275	6.99	.149	3.78	.190	4.83	.31	7.87	.56	14.22	.060	1.52	10000	2000
WW-1	.236	5.99	.296	7.52	.174	4.42	.225	5.72	.31	7.87	.62	15.75	.090	2.29	5000	1000
WW-2	.300	7.59	.368	9.27	.237	5.97	.288	7.67	.31	7.87	.68	17.27	.090	2.29	5000	1000
WW-2X	.333	8.46	.392	9.96	.269	6.83	.319	8.10	.31	7.87	.72	18.29	.090	2.29	5000	1000
WW-3	.367	9.32	.418	10.62	.298	7.57	.354	8.99	.31	7.87	.75	19.05	.090	2.29	5000	1000
WW-3X	.397	10.08	.447	11.35	.328	8.33	.383	9.73	.31	7.87	.78	19.81	.090	2.29	5000	1000
WW-4	.427	10.85	.475	12.07	.356	9.04	.409	10.39	.31	7.87	.81	20.57	.090	2.29	5000	1000
WW-WF-9	.435	11.05	.509	12.93	.365	9.27	.450	11.43	.38	9.65	.83	21.08	.090	2.29	10000	2000
WW-WF-9-2	.460	11.68	.500	12.70	.396	10.06	.444	11.28	.29	7.37	.75	19.05	.090	2.29	6000	1200
WW-5	.481	12.22	.547	13.89	.409	10.39	.493	12.52	.37	9.40	.87	22.10	.090	2.29	5000	1000
WW-5X	.500	12.70	.563	14.30	.440	11.18	.500	12.70	.37	9.40	.89	22.61	.090	2.29	5000	1000
WW-6	.530	13.46	.615	15.62	.468	11.89	.547	13.89	.37	9.40	.94	23.88	.090	2.29	5000	1000
WW-WF-11-2	.560	14.22	.631	16.03	.497	12.62	.579	14.71	.38	9.65	.97	24.64	.090	2.29	6500	1300
WW-7	.590	14.99	.667	16.94	.518	13.16	.586	15.37	.44	11.18	.99	25.40	.090	2.29	5000	1000
WW-7X	.610	15.49	.687	17.45	.548	13.92	.635	16.13	.44	11.18	1.03	26.16	.090	2.29	5000	1000
WW-8	.628	15.95	.719	25.40	.558	14.17	.656	16.66	.43	10.92	1.05	26.67	.090	2.29	5000	1000
WW-8X	.658	16.71	.750	19.05	.588	14.94	.687	17.45	.44	11.18	1.09	27.69	.090	2.29	5000	1000
WW-9	.690	17.53	.775	19.69	.620	15.75	.702	17.83	.47	11.94	1.12	28.45	.090	2.29	5000	1000
WW-9X	.725	18.42	.812	20.62	.663	16.84	.761	19.33	.50	12.70	1.16	29.46	.090	2.29	5000	1000
WW-10	.755	19.18	.865	22.10	.693	17.60	.792	20.52	.50	12.70	1.18	29.97	.090	2.29	5000	1000
WW-11	.820	20.83	.930	23.62	.755	19.18	.865	21.97	.53	13.46	1.25	31.75	.090	2.29	2500	500
WW-11X	.825	20.96	.929	23.60	.763	19.38	.878	22.30	.56	14.22	1.25	31.75	.090	2.29	2500	500
WW-WF-21	.866	22.00	.976	24.79	.804	20.42	.925	23.50	.56	14.22	1.28	32.51	.090	2.29	2500	500
WW-12	.867	22.02	.975	24.77	.805	20.45	.913	23.19	.56	14.22	1.28	32.51	.090	2.29	2500	500
WW-12X	.915	23.24	1.035	26.29	.840	21.34	.960	24.38	.63	16.00	1.34	34.04	.090	2.29	2500	500
WW-13	.984	24.99	1.105	28.07	.919	23.34	1.040	26.42	.66	16.76	1.44	36.58	.090	2.29	2500	500
WW-13B	1.094	27.79	1.215	30.86	1.031	26.19	1.132	28.75	.69	17.53	1.56	39.62	.090	2.29	2500	500
WW-14	1.110	28.19	1.233	31.32	1.043	26.49	1.157	29.39	.66	16.76	1.56	39.62	.090	2.29	2500	500
WW-14X	1.150	29.21	1.284	32.61	1.108	28.14	1.205	30.61	.66	16.76	1.56	39.62	.090	2.29	2500	500
WW-WF-24-2	1.150	29.21	1.284	32.61	1.080	27.43	1.220	30.99	.66	16.76	1.56	39.62	.090	2.29	1500	300
WW-WF-25	1.180	29.97	1.314	33.38	1.115	28.32	1.260	32.00	.66	16.76	1.56	39.62	.090	2.29	1500	300
WW-WF-26	1.236	31.39	1.382	35.10	1.166	29.62	1.324	33.63	.66	16.76	1.69	42.93	.090	2.29	1500	300
WW-15	1.237	31.42	1.382	35.10	1.167	29.64	1.288	32.72	.66	16.76	1.68	42.67	.090	2.29	2500	500
WW-16	1.312	33.32	1.465	37.21	1.249	31.72	1.364	34.65	.81	20.57	1.84	46.74	.120	3.05	1000	200
WW-WF-27-2	1.312	33.32	1.466	37.24	1.249	31.72	1.427	36.25	.66	16.76	1.84	46.74	.120	3.05	1000	200
WW-WF-27	1.312	33.32	1.465	37.21	1.248	31.70	1.417	35.99	.81	20.57	1.84	46.74	.120	3.05	1000	200

For other material and color options, contact customer service.

Tapered Caps & Plugs with Wide, Thick Flanges WW Series

Caplugs No.	Dimensions														Packaging	
	A		B		C		D		E		F		G		Carton Quantity	Mini Pak Quantity
	In	mm	In	mm	In	mm	In	mm	In	mm	In	mm	In	mm		
WW-16X	1.416	35.97	1.516	38.51	1.354	34.39	1.462	37.13	.69	17.53	1.75	44.45	.120	3.05	1000	200
WW-17	1.452	36.88	1.603	40.72	1.377	34.98	1.503	38.18	.63	16.00	1.94	49.28	.120	3.05	1000	200
WW-WF-28	1.452	36.88	1.604	40.74	1.378	35.00	1.552	39.42	.63	15.88	1.94	49.28	.120	3.05	1000	200
WW-18	1.580	40.13	1.714	43.54	1.515	38.48	1.649	41.88	.63	16.00	2.06	52.32	.120	3.05	1000	200
WW-19	1.730	43.94	1.887	47.93	1.650	41.91	1.780	45.21	.63	16.00	2.31	58.67	.120	3.05	1000	200
WW-WF-30	1.730	43.94	1.888	47.96	1.650	41.91	1.828	46.43	.63	15.88	2.31	58.67	.120	3.05	500	100
WW-WF-31	1.810	45.97	1.975	50.17	1.731	43.97	1.916	48.67	.63	15.88	2.38	60.45	.120	3.05	500	100
WW-210	1.850	46.99	2.020	51.31	1.788	45.42	1.917	48.69	1.00	25.40	2.44	61.98	.120	3.05	500	100
WW-WF-32	1.850	46.99	2.020	51.31	1.788	45.42	1.973	50.11	1.00	25.40	2.44	61.98	.120	3.05	500	100
WW-WF-1064	1.900	48.26	1.990	50.55	1.780	45.21	1.870	47.49	.57	14.48	2.34	59.44	-	-	2500	500
WW-21	1.927	48.95	2.048	52.02	1.857	47.17	1.927	48.95	.63	16.00	2.34	59.44	.120	3.05	1000	200
WW-WF-34	2.067	52.50	2.243	56.97	2.005	50.93	2.197	55.80	1.00	25.40	2.69	68.33	.120	3.05	250	50
WW-WF-34-2	2.072	52.63	2.263	57.48	2.010	51.05	2.218	56.34	1.00	25.40	2.69	68.33	.120	3.05	250	50
WW-221	2.079	52.81	2.228	56.59	2.015	51.18	2.132	54.15	.99	25.15	2.63	66.80	.120	3.05	500	100
WW-25A	2.125	53.98	2.406	61.11	2.063	52.40	2.344	59.54	1.00	25.40	2.69	68.33	.120	3.05	500	100
WW-WF-35	2.136	54.25	2.312	58.72	2.074	52.68	2.265	57.53	1.00	25.40	2.75	69.85	.120	3.05	250	50
WW-240	2.298	58.37	2.464	62.59	2.235	56.77	2.370	60.20	1.00	25.40	2.88	73.15	.120	3.05	500	100
WW-WF-36	2.298	58.37	2.464	62.59	2.235	56.77	2.416	61.37	1.00	25.40	2.88	73.15	.120	3.05	250	50
WW-33A	2.305	58.55	2.620	66.55	2.245	57.02	2.560	65.02	1.25	31.75	3.06	77.72	.120	3.05	250	50
WW-WF-38	2.305	58.55	2.620	66.55	2.245	57.02	2.583	65.61	1.25	31.75	3.06	77.72	.120	3.05	300	60
WW-250	2.395	60.83	2.602	66.09	2.333	59.26	2.500	63.50	1.13	28.70	3.00	76.20	.120	3.05	500	100
WW-WF-37	2.395	60.83	2.602	66.09	2.333	59.26	2.556	64.92	1.13	28.70	3.00	76.20	.120	3.05	250	50
WW-43A	2.475	62.87	2.725	69.22	2.405	61.09	2.650	67.31	.91	23.11	3.16	80.26	.120	3.05	250	50
WW-WF-39	2.475	62.87	2.725	69.22	2.405	61.09	2.677	68.00	.91	23.11	3.16	80.26	.120	3.05	250	50
WW-44	2.638	67.01	2.759	70.08	2.568	65.23	2.661	67.59	.69	17.53	3.22	81.79	.120	3.05	500	100
WW-WF-40	2.638	67.01	2.759	70.08	2.568	65.23	2.704	68.68	.69	17.53	3.21	81.53	.120	3.05	250	50
WW-WF-41	2.685	68.20	2.955	75.06	2.623	66.62	2.917	74.09	1.00	25.40	3.44	87.38	.120	3.05	250	50
WW-55A	2.990	75.95	3.250	82.55	2.920	74.17	3.150	80.01	1.00	25.40	3.75	95.25	.120	3.05	250	50
WW-WF-43	2.990	75.95	3.250	82.55	2.920	74.17	3.202	81.33	1.00	25.40	3.75	95.25	.120	3.05	250	50
WW-53	2.995	76.07	3.150	80.01	2.925	74.30	3.080	78.23	.75	19.05	3.59	91.19	.120	3.05	250	50
WW-57A	3.090	78.49	3.370	85.60	3.020	76.71	3.322	84.38	1.00	25.40	3.81	96.77	.120	3.05	250	50
WW-96A	3.225	81.92	3.562	90.47	3.155	80.14	3.517	89.33	1.12	28.45	4.00	101.60	.120	3.05	250	50
WW-WF-45	3.324	84.43	3.458	87.83	3.244	82.40	3.398	86.31	.75	19.05	3.88	98.55	.120	3.05	200	40
WW-WF-45-2	3.347	85.01	3.486	88.54	3.265	82.93	3.418	86.82	.75	19.05	3.91	99.31	.120	3.05	200	40
WW-502	3.790	96.27	3.920	99.57	3.710	94.23	3.840	97.54	.75	19.05	4.34	110.24	.120	3.05	250	50
WW-1064	1.900	48.26	1.990	50.546	1.780	45.212	1.870	47.498	.57	14.478	2.34	59.436	-	-	2500	500
WW-1076	4.640	117.86	4.815	122.30	4.570	116.08	4.685	119.00	.88	22.35	5.17	131.32	.120	3.05	100	20
WW-1107	6.611	167.92	6.683	169.75	6.530	165.86	6.630	168.40	1.43	36.32	7.12	180.85	.120	3.05	100	20

When PLUGGING
"B" Dim. must be at least 1% larger than hole to be plugged. Minimum .020".

When CAPPING
"C" Dim. must be at least 1% smaller than diameter to be capped. Minimum .020".

TV Series



Flexible Vinyl Tapered Caps & Plugs

TV Series flexible vinyl tapered caps and plugs resist tearing, cracking, splitting and shredding through a unique A-80 Shore durometer vinyl. They also provide a snug fit even with smaller dimensions and irregular shapes for easy installation and removal.

Material: Vinyl (80 Durometer) **Color:** Red

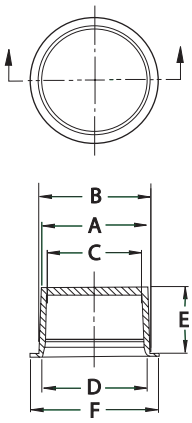

For other material and color options, contact customer service.

† Part has a side pull-tab on flange

Flexible Vinyl Tapered Caps & Plugs TV Series

Caplugs No.	Dimensions												Packaging	
	A		B		C		D		E		F		Carton Quantity	Mini Pak Quantity
	In	mm	In	mm	In	mm	In	mm	In	mm	In	mm		
TV-1	.234	5.94	.270	6.86	.180	4.57	.198	5.03	.319	8.10	.39	9.91	10000	1000
TV-2	.300	7.62	.363	9.22	.218	5.54	.295	7.49	.345	8.76	.50	12.70	7000	1000
TV-5	.433	11.00	.498	12.65	.365	9.27	.441	11.20	.405	10.29	.67	17.02	7500	1000
TV-6	.496	12.60	.556	14.12	.434	11.02	.494	12.55	.425	10.80	.72	18.29	6000	1000
TV-6A	.570	14.48	.619	15.72	.497	12.62	.546	13.87	.467	11.86	.81	20.57	1700	340
TV-7	.577	14.66	.636	16.15	.506	12.85	.570	14.48	.495	12.57	.79	20.07	6000	1000
TV-248	.628	15.95	.775	19.69	.570	14.48	.697	17.70	.710	18.03	.90	22.86	3750	750
TV-8 †	.686	17.42	.754	19.15	.624	15.85	.680	17.27	.588	14.94	.96	24.38	4500	900
TV-8P	.670	17.02	.735	18.67	.592	15.04	.671	17.04	.464	11.79	.98	24.89	6000	1000
TV-8J	.737	18.72	.771	19.58	.653	16.59	.711	18.06	.485	12.32	.99	25.15	6000	1000
TV-9 †	.760	19.30	.818	20.78	.620	15.75	.678	17.22	.630	16.00	.96	24.38	3500	700
TV-10 †	.813	20.65	.884	22.45	.745	18.92	.837	21.26	.498	12.65	1.20	30.48	3500	700
TV-11	.842	21.39	.895	22.73	.772	19.61	.850	21.59	.608	15.44	1.07	27.18	6000	1000
TV-11A-R	.935	23.75	.980	24.89	.775	19.69	.820	20.83	.570	14.48	1.24	31.50	4000	800
TV-11P	.847	21.51	.931	23.65	.764	19.41	.851	21.62	.641	16.28	1.08	27.43	4000	800
TV-12	.993	25.22	1.106	28.09	.925	23.50	1.044	26.52	.745	18.92	1.37	34.80	2500	500
TV-12P	.880	22.35	.950	24.13	.720	18.29	.790	20.07	.650	16.51	1.16	29.46	4000	800
TV-13-R †	1.031	26.19	1.164	29.57	.950	24.13	1.090	27.69	.760	19.30	1.30	33.02	2250	450
TV-14	1.121	28.47	1.183	30.05	1.040	26.42	1.128	28.65	.745	18.92	1.46	37.08	2000	400
TV-14A †	1.182	30.02	1.303	33.10	1.042	26.47	1.163	29.54	.760	19.30	1.51	38.35	2500	500
TV-15	1.346	34.19	1.425	36.20	1.196	30.38	1.275	32.39	.880	22.35	1.63	41.40	1200	240
TV-16	1.301	33.05	1.367	34.72	1.221	31.01	1.291	32.79	.710	18.03	1.58	40.13	1500	300
TV-16A	1.324	33.63	1.460	37.08	1.184	30.07	1.320	33.53	.940	23.88	1.68	42.67	1500	300
TV-19	1.512	38.40	1.586	40.28	1.362	34.59	1.436	36.47	.750	19.05	1.87	47.50	1500	300
TV-19A	1.773	45.03	1.871	47.52	1.667	42.34	1.774	45.06	.625	15.88	2.10	53.34	1200	240
TV-20	1.625	41.28	1.703	43.26	1.514	38.46	1.615	41.02	.700	17.78	1.85	46.99	1500	300
TV-21H	1.906	48.41	2.054	52.17	1.790	45.47	1.923	48.84	1.050	26.67	2.47	62.74	850	170

When PLUGGING
"B" Dim. must be at least 1% larger than hole to be plugged. Minimum .020".

When CAPPING
"C" Dim. must be at least 1% smaller than diameter to be capped. Minimum .020".



Caps

A full range of plastic caps is offered by Caplugs to protect fabricated components during shipping and storage. The caps can also be used as finishing parts that remain on the end product.

You can choose from thousands of plastic caps that are in stock and ready to ship by selecting a desired style, size, material, color and quantity.



Free samples of every catalog part are available ensuring you find the right part for your application.

FI Series

Diesel Fuel Injector Cap

FI Series diesel fuel injector caps protect from impact damage and keep out moisture and contaminants during shipping or storage.

- Economical protection
- One size fits all standard injectors

Material: Low-Density Polyethylene **Color:** Blue

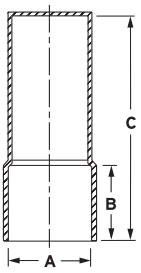

EZC Series

Non-Threaded NPT Caps

EZC Series non-threaded NPT caps are a heavy-duty, tapered, multi-use cap designed to protect a variety of items. The flange allows for easy insertion and removal.

Material: Low-Density Polyethylene **Color:** Orange

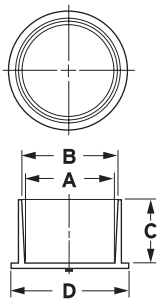

FTC Series

Caps For Flareless Tube and Nut Assemblies

FTC Series caps for flareless tube and nut assemblies feature a "cap within a cap" design. The design allows the outer cap to conform to the hex shape of the nut while the inner cap covers the tube and sleeve inside the nut and holds the assembly firmly in place.

Material: Low-Density Polyethylene **Color:** Red

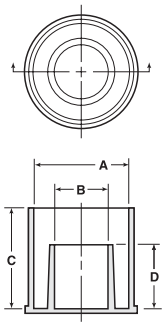

* For other material and color options, contact customer service.

Diesel Fuel Injector Cap FI Series

Caplugs No.	Dimensions						Packaging	
	A		B		C		Carton Quantity	Mini Pak Quantity
	In	mm	In	mm	In	mm		
FI-945	1.310	33.27	1.38	35.05	3.45	87.63	1200	240

Non-Threaded NPT Caps EZC Series

Caplugs No.	Dimensions									Packaging	
	To Cap NPT Size	A		B		C		D		Carton Quantity	Mini Pak Quantity
		In	mm	In	mm	In	mm	In	mm		
EZC-2	1/8	.363	9.22	.385	9.78	.37	9.30	.59	15.09	7500	1500
EZC-4	1/4	.493	12.52	.523	13.28	.42	10.64	.73	18.64	4000	800
EZC-6	3/8	.585	14.86	.662	16.81	.62	15.88	.89	22.63	5000	1000
EZC-8	1/2	.725	18.42	.856	21.74	.59	14.86	1.06	27.00	2500	500
EZC-12	3/4	.990	25.15	1.040	26.42	.69	17.53	1.25	31.75	1500	300
EZC-16	1	1.257	31.93	1.305	33.15	.69	17.48	1.52	38.51	1000	200
EZC-24	1-1/2	1.842	46.79	1.898	48.21	.75	19.13	2.11	53.57	500	100
EZC-26	-	1.962	49.83	1.972	50.09	1.29	32.64	2.25	57.15	250	50

Caps For Flareless Tube and Nut Assemblies FTC Series

Caplugs No.	Dimensions									Packaging	
	To Fit Tube Size	A		B		C		D		Carton Quantity	Mini Pak Quantity
		In	mm	In	mm	In	mm	In	mm		
FTC-2	1/8	.39	9.91	.17	4.32	.58	14.73	.40	10.16	5000	1000
FTC-3	3/16	.46	11.68	.24	6.10	.63	16.00	.41	10.41	5000	1000
FTC-4	1/4	.59	14.99	.30	7.62	.77	19.56	.52	13.21	5000	1000
FTC-5	5/16	.65	16.51	.37	9.40	.81	20.57	.53	13.46	5000	1000
FTC-6	3/8	.72	18.29	.41	10.41	.81	20.57	.54	13.72	5000	1000
FTC-8	1/2	.91	23.11	.57	14.48	.86	21.84	.54	13.72	2500	500
FTC-10	5/8	1.04	26.42	.67	17.02	.99	25.15	.64	16.26	2500	500
FTC-12	3/4	1.30	33.02	.83	21.08	1.00	25.40	.64	16.26	1000	200
FTC-16	1	1.56	39.63	1.07	27.18	1.10	27.94	.63	16.00	1000	200
FTC-18	1 1/8	1.99	50.55	1.09	27.69	.90	22.86	.63	16.00	1000	200
FTC-20	1-1/4	2.08	52.83	1.32	33.53	1.10	27.94	.62	15.75	1000	200
FTC-24	1-1/2	2.36	59.95	1.56	39.63	1.08	27.43	.62	15.75	500	100
FTC-28	1-3/4	2.76	70.11	1.83	46.48	1.14	28.96	.69	17.53	500	100
FTC-32	2	3.00	76.20	2.06	52.33	1.17	29.72	.63	16.00	250	50

GC Series



Grease Caps

GC Series grease caps snap securely over fittings to seal out dirt and moisture. The integral retaining ring keeps the cap firmly in place during servicing. Color coding is also available to indicate the type and/or frequency of lubrication. The caps can be used for masks when spray painting.

- Available in tethered and non-tethered

Material: Low-Density Polyethylene
Colors: Red, Blue, Yellow, Green, Black, White

Note: Please specify color preference for samples and purchase ordering.

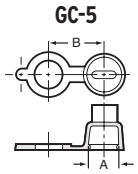

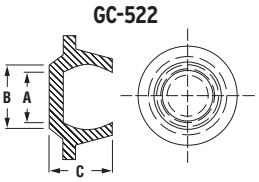

Non-Tethered

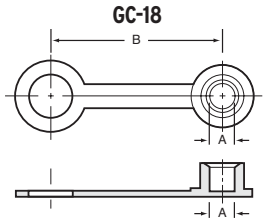

Tethered

HC Series

Hose Caps

HC Series hose caps are used to cover rigid tube and hose ends, as well as to prevent slippage over the fitting. The primary application for these caps is hose assembly manufacturing.

- Durable
- Flexible

Material: Flex Temp (Thermoplastic rubber) **Color:** Yellow

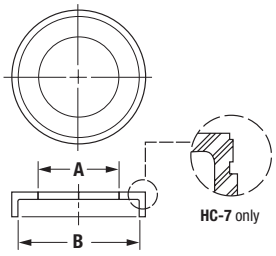

HEX Series



Hexagonal Caps

HEX Series hexagonal caps are designed to protect hex style bolts or nuts from damage and contaminants. A dual bead feature allows parts to securely lock in place.

- Easy to install
- Common sizes available

Material: Low-Density Polyethylene **Color:** Color coded by size

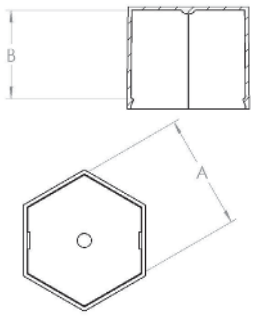

* For other material and color options, contact customer service.

Grease Caps GC Series

Caplugs No.	Dimensions						Packaging	
	A		B		C		Carton Quantity	Mini Pak Quantity
	In	mm	In	mm	In	mm		
GC-5	.234	5.94	.47	11.94	-	-	2500	500
GC-18	.227	5.77	1.52	38.61	-	-	2500	500
GC-522	.192	4.88	.25	6.35	.24	6.10	2500	500

† HC-7 is LDPE material.

Hose Caps HC Series

Caplugs No.	Dimensions				Packaging	
	A		B		Carton Quantity	Mini Pak Quantity
	In	mm	In	mm		
HC-4	.320	8.13	.589	14.96	10000	1000
HC-6	.445	11.30	.766	19.46	10000	1000
HC-7 †	.660	16.76	.820	20.83	5000	1000
HC-8	.570	14.49	.880	22.35	5000	1000
HC-10	.700	17.78	1.056	26.82	5000	1000
HC-12	.823	20.90	1.183	30.05	5000	1000
HC-16	1.088	27.64	1.404	35.66	5000	1000

Hexagonal Caps HEX Series

Caplugs No.	Dimensions					Packaging	
	Fits Hex Size/Color	A		B		Carton Quantity	Mini Pak Quantity
		In	mm	In	mm		
HEX-1/4	1/4 - Purple	.575	14.61	.75	19.05	5000	1000
HEX-1/2	1/2 - Brown	.894	22.71	.84	21.34	3000	600
HEX-5/8	5/8 - Blue	1.010	25.65	.90	22.86	2500	500
HEX-3/4	3/4 - White	1.255	31.88	.97	24.64	2500	500
HEX-1	1 - Red	1.515	38.48	.95	24.13	2500	500

J Series

Tear-Tab Caps for NPT Pipe Threads

J Series tear-tab caps for NPT pipe threads feature a time-saving tear-tab cap that slips easily over male NPT threaded fittings and snaps securely in place. A ribbed wide tear-tab allows for easy removal.

- Covers NPT thread
- Easy installation and removal
- Locks onto threads

Material: Low-Density Polyethylene **Color:** Blue

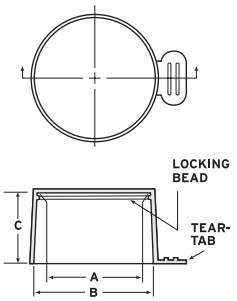

JS Series

Tear-Tab Caps for Straight Threads

JS Series tear-tab caps for straight threads feature an extra-wide ribbed tab for easy removal.

- Natural color
- Vast range of sizes

Material: Low-Density Polyethylene
Color: Natural (Black in carton qty. only)

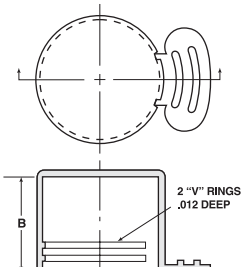

MJ Series

Tear-Tab Caps for Tapered Metric Threads

MJ Series tear-tab caps for tapered metric threads feature a locking bead that engages lead thread and holds cap on securely. A tear-tab breaks the seal for easy removal.

Material: Low-Density Polyethylene **Color:** Red

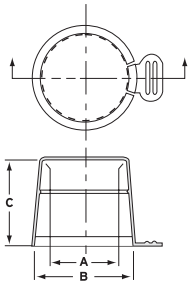

* For other material and color options, contact customer service.

* Straight wall

Tear-Tab Caps for NPT Pipe Threads J Series

Caplugs No.	Dimensions							Packaging	
	To Fit Thread Size	A		B		C		Carton Quantity	Mini Pak Quantity
		In	mm	In	mm	In	mm		
J-TT-0*	1/16 NPT	.300	16.20	.300	76.20	.32	8.13	20000	4000
J-1/8	1/8 NPT	.385	9.78	.405	10.29	.32	8.13	5000	1000
J-1/4	1/4 NPT	.512	13.00	.540	13.72	.49	12.45	5000	1000
J-3/8	3/8 NPT	.643	16.33	.675	17.15	.49	12.45	5000	1000
J-TT-4	1/2 NPT	.835	21.20	.835	21.20	.64	16.26	3500	700
J-3/4	3/4 NPT	1.005	25.53	1.050	26.67	.65	16.51	2500	500
J-1	1 NPT	1.261	32.03	1.315	33.40	.81	20.57	2500	500
J-1-1/4	1-1/4 NPT	1.604	40.74	1.660	42.16	.84	21.34	2000	400
J-1-1/2	1-1/2 NPT	1.841	40.76	1.900	48.26	.85	21.59	1000	200
J-2	2 NPT	2.313	58.75	2.375	60.33	.89	22.61	500	100
J-2-1/2	2-1/2 NPT	2.792	70.92	2.875	73.03	1.33	33.78	500	100
J-3	3 NPT	3.411	86.64	3.500	88.90	1.39	35.31	250	50
J-4	4 NPT	4.412	112.06	4.550	115.57	2.00	50.80	200	40

Tear-Tab Caps for Straight Threads JS Series

Caplugs No.	Dimensions						Packaging	
	To Fit Tube Size	To Fit Thread Size	A		B		Carton Quantity	Mini Pak Quantity
			In	mm	In	mm		
JS-6	3/16	3/8 - 24	.371	9.42	.44	11.18	5000	1000
JS-7	1/4	7/16 - 20	.428	10.87	.44	11.18	5000	1000
JS-8	5/16	1/2 - 20	.495	12.57	.46	11.68	5000	1000
JS-9	3/8	9/16 - 18	.559	14.20	.48	12.19	5000	1000
JS-10	3/8	5/8 - 18	.615	15.62	.48	12.19	5000	1000
JS-11	3/8	11/16 - 16	.680	17.27	.48	12.19	5000	1000
JS-12	1/2	3/4 - 16	.740	18.80	.56	14.22	5000	1000
JS-13	1/2	13/16 - 16	.803	20.40	.64	16.26	5000	1000
JS-TU-9	-	13/16	.803	20.40	.56	14.22	2500	500
JS-14	5/8	7/8 - 14	.865	21.97	.70	17.78	5000	1000
JS-TU-10	-	7/8	.865	21.97	.65	16.51	2500	500
JS-16	5/8	1 - 14	.993	25.22	.65	16.51	5000	1000
JS-17	3/4	1-1/16 - 12	1.053	26.75	.83	21.08	2500	500
JS-TU-12	-	1-1/16	1.053	26.75	.75	19.05	2500	500
JS-19	7/8	1-3/16 - 12	1.180	29.97	.75	19.05	2500	500
JS-TU-16	-	1-5/16	1.303	33.10	.75	19.05	1500	300
JS-23	1	1-7/16 - 12	1.430	36.32	.75	19.05	2000	400
JS-TU-20	-	1-5/8	1.616	41.05	.82	20.83	750	150
JS-TU-21	-	1-11/16	1.678	42.62	.82	20.83	500	100
JS-TU-24	-	1-7/8	1.866	47.40	.95	24.13	500	100
JS-TU-32	-	2-1/2	2.491	63.27	1.10	27.94	350	70

Tear-Tab Caps for Tapered Metric Threads MJ Series

Caplugs No.	Dimensions						Packaging	
	A		B		C		Carton Quantity	Mini Pak Quantity
	In	mm	In	mm	In	mm		
MJ-3/4	1.106	28.09	1.296	32.92	1.14	28.96	2500	500
MJ-1	1.289	32.74	1.500	38.10	1.20	30.48	1500	300

MJS Series

Tear-Tab Caps for Straight Metric Threads

MJS Series tear-tab caps for straight metric threads feature an extra-wide ribbed tab that allows for easy installation and removal. The caps are translucent gold, making it possible to view an O-ring on the fitting.

Material: Low-Density Polyethylene **Color:** Gold

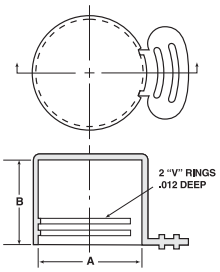

FCO Series

Flat-Faced O-Ring Caps

FCO Series flat-faced O-ring caps are designed to protect the outside of hexnuts and feature a chamfered flange for easy hand removal. A snug fit prevents falling during transit. The caps are ideal for fluid power valves, hose and pipe fittings.

- Available in two styles
- Internal ribs securely hold caps in place

Material: Low-Density Polyethylene **Color:** Red

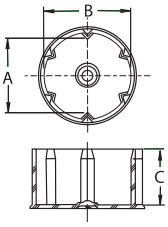

FCO-120 thru **FCO-200**

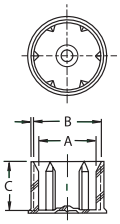

FCO-40 thru **FCO-100**

OF Series



Caps for Long-Threaded Connectors

OF Series caps for long-threaded connectors feature six internal ribs that create a positive grip on the outer surface of the fittings nut. Contamination and damage are prevented by three internal webs that act as a positive stop and positioning feature to the fitting during installation.

- Caps for various thread sizes
- Orange color for visibility

Material: Low-Density Polyethylene **Color:** Orange

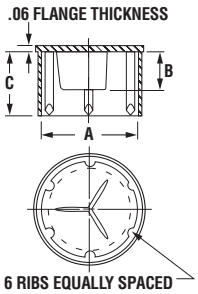

* For other material and color options, contact customer service.

Tear-Tab Caps for Straight Metric Threads MJS Series

Caplugs No.	Dimensions						Packaging	
	To Fit Tube Size	To Fit Thread Size	A		B		Carton Quantity	Mini Pak Quantity
		mm	In	mm	In	mm		
MJS-18	3/8	M-18	.713	18.11	.56	14.2	5000	1000
MJS-20	1/2	M-20	.791	20.09	.56	14.2	5000	1000
MJS-22	5/8	M-22	.870	22.09	.48	12.2	5000	1000
MJS-27	3/4	M-27	1.067	27.10	.67	17.2	2500	500

Flat-Faced O-Ring Caps FCO Series

Caplugs No.	Dimensions								Packaging	
	To Cap Thread Size	To Fit Hex Size	A		B		C		Carton Quantity	Mini Pak Quantity
			In	mm	In	mm	In	mm		
FCO-40	9/16 - 18	11/16	.671	17.04	.786	19.96	.590	14.99	6000	1000
FCO-60	11/16 - 16	13/16	.792	20.12	.928	23.57	.680	17.27	4000	800
FCO-80	13/16 - 16	15/16	.916	23.27	1.074	27.28	.840	21.34	2500	500
FCO-100	1 - 14	1-1/8	1.098	27.89	1.287	32.69	.940	23.88	1500	300
FCO-120	1-3/16 - 12	1-3/8	1.355	34.42	1.576	40.03	1.030	26.16	1000	200
FCO-160	1-7/16 - 12	1-5/8	1.586	40.28	1.859	47.22	1.110	28.19	900	180
FCO-200	1-11/16 - 12	1-7/8	1.832	46.53	2.148	54.56	1.110	28.19	700	140

Caps for Long-Threaded Connectors OF Series

Caplugs No.	Dimensions								Packaging	
	To Cap Thread Size	Fitting Size	A		B		C		Carton Quantity	Mini Pak Quantity
			In	mm	In	mm	In	mm		
OF-4	9/16	-4	.675	17.15	.32	8.13	.49	12.45	3500	700
OF-6	11/16	-6	.790	20.07	.37	9.40	.57	14.48	2500	500
OF-8	13/16	-8	.916	23.27	.43	10.92	.73	18.54	3000	600
OF-10	1	-10	1.108	28.14	.53	13.46	.83	21.08	2000	400
OF-12	1-13/16	-12	1.360	34.54	.57	14.48	.93	23.62	1000	200
OF-16S	1-7/16	-16	1.580	40.89	.58	14.73	1.00	25.40	900	180
OF-16	1-7/16	-16	1.610	40.13	.58	14.73	1.00	25.40	900	180
OF-20	1-11/16	-20	1.860	47.24	.58	14.73	1.00	25.40	700	140
OF-24	2	-24	2.230	56.64	.58	14.73	1.00	25.40	450	90

PM Series



Push-On Metric Caps

PM Series push-on metric caps are durable caps with a flange for easy installation and removal. The versatile design enables the cap to be reused on a wide variety of threaded and non-threaded fittings.

• Fits common metric thread sizes

Material: Low-Density Polyethylene **Color:** Yellow Tint

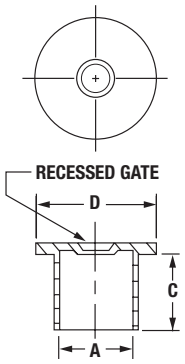

PN Series

Push-On NPT Caps

PN Series push-on NPT caps are durable with a flange for easy installation and removal. The versatile design enables the cap to be reused on a wide variety of threaded and non-threaded fittings.

• Fits common NPT thread sizes

Material: Low-Density Polyethylene **Color:** Red Tint

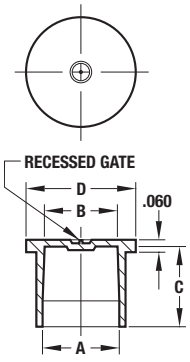

PO Series

Push-On Straight-Thread Caps

PO Series push-on straight-thread caps are designed to protect straight threads with or without O-rings, yet the versatile design allows for use on a variety of threaded or non-threaded fittings.

• Protects straight threads

Material: Low-Density Polyethylene **Color:** Natural

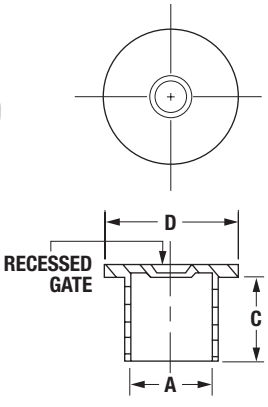

* For other material and color options, contact customer service.

Push-On Metric Caps PM Series

Caplugs No.	Dimensions							Packaging	
	To Cap Metric Thread Size	A		C		D		Carton Quantity	Mini Pak Quantity
		In	mm	In	mm	In	mm		
PM-10	M10	.384	9.75	.323	8.20	.689	17.50	7000	1400
PM-12	M12	.463	11.75	.470	11.95	.768	19.50	7000	1400
PM-14	M14	.540	13.72	.470	11.95	.846	21.50	6000	1200
PM-16	M16	.617	15.67	.470	11.95	.925	23.50	5000	1000
PM-18	M18	.696	17.68	.470	11.95	1.004	25.50	5000	1000
PM-20	M20	.774	19.66	.553	14.05	1.083	27.50	3000	600
PM-22	M22	.855	21.72	.553	14.05	1.161	29.50	3000	600
PO-100	M27	1.051	26.70	.750	19.05	1.310	33.27	2250	450
PO-110	M30	1.175	29.85	.750	19.05	1.440	36.58	2000	400
PM-33	M33	1.285	32.65	.689	17.50	1.594	40.50	1000	200
PM-38	M38	1.481	37.62	.689	17.50	1.791	44.50	1000	200
PM-42	M42	1.641	41.68	.689	17.50	1.949	49.50	1000	200
PO-160	M48	1.861	47.27	.970	24.64	2.120	53.85	1000	200

Push-On NPT Caps PN Series

Caplugs No.	Dimensions									Packaging	
	To Cap NPT Size	A		B		C		D		Carton Quantity	Mini Pak Quantity
		In	mm	In	mm	In	mm	In	mm		
PN-2	1/8	.399	10.13	.383	9.73	.38	9.65	.66	16.76	15000	3000
PN-4	1/4	.533	13.54	.508	12.90	.53	13.46	.81	20.57	9000	1800
PN-6	3/8	.669	16.99	.644	16.36	.53	13.46	.94	23.88	5000	1000
PN-8	1/2	.833	21.16	.800	20.32	.72	18.29	1.09	27.69	2500	500
PN-12	3/4	1.045	26.54	1.011	25.68	.75	19.05	1.31	33.27	3500	700
PN-16	1	1.310	33.27	1.267	32.18	.93	23.62	1.56	39.62	1000	200
PN-20	1-1/4	1.655	42.04	1.611	40.92	.97	24.64	1.94	49.28	800	160
PN-24	1-1/2	1.893	48.08	1.848	46.94	.97	24.64	2.16	54.86	2000	400
PN-32	2	2.370	60.20	2.323	59.00	1.03	26.16	2.62	66.55	600	120

Push-On Straight-Thread Caps PO Series

Caplugs No.	Dimensions							Packaging	
	To Cap Thread Size	A		C		D		Carton Quantity	Mini Pak Quantity
		In	mm	In	mm	In	mm		
PO-20	7/16	.428	10.87	.47	11.94	.69	17.53	10000	2000
PO-30	1/2	.490	12.45	.47	11.94	.75	19.05	7000	1400
PO-40	9/16	.550	13.97	.50	12.70	.81	20.57	7500	1500
PO-50	11/16	.676	17.17	.50	12.70	.94	23.88	5000	1000
PO-55	-	.721	19.84	.67	17.02	1.00	25.40	3500	700
PO-60	3/4	.738	20.04	.67	17.02	1.00	25.40	3500	700
PO-70	13/16	.802	20.37	.56	14.22	1.06	26.92	3500	700
PO-80	7/8	.864	21.95	.66	16.76	1.12	28.45	2500	500
PO-90	1	.990	25.15	.66	16.76	1.25	31.75	3000	600
PO-100	1-1/16	1.051	26.70	.75	19.05	1.31	33.27	2250	450
PO-110	1-3/16	1.175	29.85	.75	19.05	1.44	36.58	2000	400
PO-120	1-5/16	1.298	32.97	.75	19.05	1.56	39.62	1500	300
PO-130	1-7/16	1.426	36.22	.75	19.05	1.69	42.93	1000	200
PO-140	1-5/8	1.612	40.94	.85	21.59	1.88	47.75	1000	200
PO-150	1-11/16	1.674	42.52	.85	21.59	1.94	49.28	800	160
PO-160	1-7/8	1.861	47.27	.97	24.64	2.12	53.85	1000	200
PO-170	2	1.985	50.42	1.09	27.69	2.25	57.15	800	160
PO-180	2-1/2	2.481	63.02	1.22	30.99	2.75	69.85	500	100

SC Series

Sleeve Caps for Tube Ends

Series SC Sleeve Caps are designed to fit outside diameters of tubing sizes listed with a snug friction grip. Available in over 128 different outside diameters and lengths, the SC Series is ideal for capping and protecting both threaded and non-threaded tubing or rod ends. They also make excellent masks for painting, plating or grit-blasting operations.

Material: Low-Density Polyethylene **Color:** Red

Applicable Specs: NAS 844

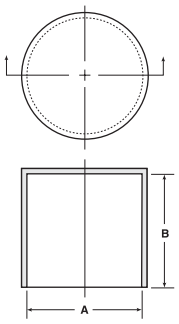

* For other material and color options, contact customer service.

** Material for this part is Polyolefin Elastomer.
† Parts have external ribs.
†† Parts have internal ribs.

Sleeve Caps for Tube Ends SC Series

Caplugs No.	Dimensions				Packaging	
	A - Press Fit on O.D.		B		Carton Quantity	Mini Pak Quantity
	In	mm	In	mm		
SC-5/64**	.078	1.98	.50	12.70	5000	1000
SC-3/32	.094	2.38	.59	14.99	5000	1000
SC-1/8	.125	3.18	.59	14.99	5000	1000
SC-211-L	.125	3.18	.75	19.05	25000	5000
SC-5/32	.156	3.97	.56	14.22	5000	1000
SC-212-S	.172	4.37	.62	15.75	10000	2000
SC-3/16-5	.188	4.76	.35	8.89	5000	1000
SC-213-S	.188	4.78	.47	11.94	25000	5000
SC-3/16-10	.188	4.76	.59	14.99	5000	1000
SC-3/16-16	.188	4.76	1.00	25.40	5000	1000
SC-213-R	.203	5.16	.62	15.75	15000	3000
SC-7/32	.219	5.56	.75	19.05	5000	1000
SC-1/4-4	.250	6.35	.22	5.59	5000	1000
SC-1/4-7	.250	6.35	.44	11.18	5000	1000
SC-214-S	.250	6.35	.50	12.70	15000	3000
SC-1/4-14	.250	6.35	.88	22.35	5000	1000
SC-1/4-16	.250	6.35	1.00	25.40	5000	1000
SC-274-G	.266	6.76	.75	19.05	10000	2000
SC-9/32	.281	7.14	.75	19.05	5000	1000
SC-1805 ††	.313	7.92	.38	9.65	18000	3600
SC-5/16	.313	7.94	.88	22.35	5000	1000
SC-216-T	.375	9.53	.46	11.68	20000	4000
SC-155 †	.375	9.53	.75	19.05	10000	2000
SC-3/8	.375	9.53	.88	22.35	5000	1000
SC-216-L	.375	9.53	1.12	28.45	7500	1500
SC-1030	.422	10.72	1.25	31.75	5000	1000
SC-773	.438	11.11	.22	5.59	15000	3000
SC-7/16-8	.438	11.11	.50	12.70	5000	1000
SC-159 †	.438	11.11	.62	15.75	10000	2000
SC-7/16-14	.438	11.11	.88	22.35	5000	1000
SC-217-L	.438	11.11	1.50	38.10	5000	1000
SC-7/16-16	.438	11.11	1.00	25.40	5000	1000
SC-157 †	.469	11.90	.75	19.05	7500	1500
SC-161 †	.500	12.70	.44	11.18	15000	3000
SC-1/2-8	.500	12.70	.50	12.70	5000	1000
SC-1/2-14	.500	12.70	.88	22.35	5000	1000
SC-1/2-24	.500	12.70	1.50	38.10	2500	500
SC-176 †	.563	14.27	.42	10.67	10000	2000
SC-9/16-9	.563	14.29	.56	14.22	5000	1000
SC-219-S	.563	14.27	.62	15.75	7500	1500
SC-9/16-14	.563	14.29	.88	22.35	5000	1000
SC-1868	.625	15.87	.64	16.26	6500	1300
SC-5/8	.625	15.88	.88	22.35	5000	1000
SC-981 ††	.625	15.88	.88	22.35	5000	1000
SC-220-H	.625	15.88	.94	23.88	5000	1000
SC-220-U	.625	15.88	1.50	38.10	2000	400
SC-1834	.625	15.88	2.50	63.50	1000	200
SC-221-S	.688	17.48	.75	19.05	5000	1000
SC-11/16	.688	17.46	.88	22.35	5000	1000
SC-1775	.740	18.80	.88	22.35	3500	700
SC-222-S	.750	19.05	.38	9.65	7500	1500
SC-3/4	.750	19.05	.88	22.35	5000	1000
SC-3/4-16	.742	18.85	1.00	25.40	5000	1000
SC-222-H	.750	19.05	.94	23.88	2500	500
SC-222-L	.750	19.05	2.47	62.74	4000	800
SC-25/32	.781	19.84	1.00	25.40	5000	1000
SC-835	.813	20.65	.69	17.53	3500	700
SC-13/16	.813	20.64	.88	22.35	5000	1000

SC Series

Sleeve Caps for Tube Ends (cont.)

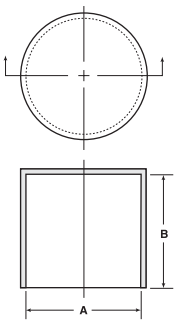

Caplugs No.	Dimensions				Packaging	
	A - Press Fit on O.D.		B		Carton Quantity	Mini Pak Quantity
	In	mm	In	mm		
SC-201-T	.875	22.23	.62	15.75	2500	500
SC-201-S	.875	22.23	.62	15.75	3500	700
SC-7/8	.875	22.23	.88	22.35	5000	1000
SC-201-M	.875	22.23	1.75	44.45	1000	200
SC-748	.906	23.00	.75	19.05	2500	500
SC-1202	.906	23.83	.88	22.35	2500	500
SC-15/16	.938	23.81	1.00	25.40	2500	500
SC-15/16-23	.940	23.88	1.45	36.83	3000	600
SC-1784	1.000	25.40	.50	12.70	3500	700
SC-2003	1.000	25.40	.50	12.70	3500	700
SC-1364	1.000	25.40	.62	15.75	2000	400
SC-138	1.000	25.40	.75	19.05	2500	500
SC-1	1.000	25.40	1.00	25.40	2500	500
SC-138-L	1.000	25.40	1.75	44.45	1000	200
SC-1 1/16	1.063	26.99	1.00	25.40	2500	500
SC-224	1.125	28.58	.88	22.35	1500	300

* For other material and color options, contact customer service.

Sleeve Caps for Tube Ends (cont.) SC Series

Caplugs No.	Dimensions				Packaging	
	A - Press Fit on O.D.		B		Carton Quantity	Mini Pak Quantity
	In	mm	In	mm		
SC-1 1/8	1.125	28.58	1.00	25.40	2500	500
SC-1 1/8-21	1.125	28.58	1.31	33.27	2000	400
SC-1 3/16	1.188	30.16	1.00	25.40	2500	500
SC-289-S	1.250	31.75	.50	12.70	2000	400
SC-1831	1.250	31.75	.87	22.10	1000	200
SC-1 1/4	1.250	31.75	1.00	25.40	2000	400
SC-289-M	1.250	31.75	1.50	38.10	700	140
SC-289-L	1.250	31.75	1.75	44.45	500	100
SC-1 5/16-12	1.313	33.34	.75	19.05	3000	600
SC-1 5/16	1.313	33.34	1.00	25.40	1000	200
SC-760	1.375	35.00	.62	15.75	1000	200
SC-1 3/8	1.375	34.92	1.00	25.40	1000	200
SC-428	1.375	35.00	1.50	38.10	500	100
SC-428-2	1.375	35.00	1.59	40.39	500	100
SC-1975	1.500	38.10	.87	22.10	1000	200
SC-1 1/2	1.500	38.10	1.00	25.40	1000	200
SC-290-L	1.500	38.10	1.75	44.45	500	100
SC-1 5/8	1.625	41.28	1.00	25.40	1000	200
SC-291-L	1.625	41.28	1.25	31.75	500	100
SC-291-2	1.719	43.65	1.00	25.40	500	100
SC-1008	1.750	44.45	.88	22.35	500	100
SC-1 3/4	1.750	44.45	1.00	25.40	1000	200
SC-291-3	1.844	46.84	1.21	30.73	500	100
SC-1 7/8	1.875	47.63	1.00	25.40	1000	200
SC-1 29/32	1.906	48.41	1.00	25.40	1000	200
SC-2	2.000	50.80	.88	22.35	1000	200
SC-226	2.000	50.80	1.00	25.40	1000	200
SC-226-L	2.000	50.80	1.53	38.86	250	50
SC-1025	2.125	53.98	.50	12.70	1000	200
SC-2 1/8	2.125	53.98	1.00	25.40	500	100
SC-2 1/4	2.250	57.15	.88	22.35	500	100
SC-1365	2.250	57.15	1.00	25.40	300	60
SC-2 3/8	2.375	60.33	.88	22.35	500	100
SC-2 1/2	2.500	63.50	.88	22.35	500	100
SC-2 9/16	2.563	65.10	1.00	25.40	500	100
SC-372	2.609	66.27	1.00	25.40	1000	200
SC-2 5/8	2.625	66.68	1.00	25.40	500	100
SC-2 3/4	2.750	69.85	1.00	25.40	500	100
SC-3	3.000	76.20	1.00	25.40	450	90
SC-3 1/16	3.062	77.77	2.00	50.80	200	40
SC-3 1/8	3.125	79.38	1.38	35.05	250	50
SC-1528	3.250	82.55	1.00	25.40	800	160
SC-3 5/16	3.313	84.14	1.00	25.40	400	100
SC-1563	3.438	87.31	1.00	25.40	700	140
SC-1521	3.500	88.90	1.00	25.40	600	120
SC-3 1/2	3.500	88.90	1.38	35.05	250	50
SC-2215	3.531	89.69	2.00	50.80	300	60
SC-3 5/8	3.625	92.08	1.38	35.05	250	50
SC-3 3/4	3.750	95.25	1.38	35.05	200	40
SC-1540	4.000	101.60	1.13	28.70	500	100
SC-4	4.000	101.60	1.38	35.05	250	50
SC-4 1/8	4.125	104.78	1.50	38.10	120	24
SC-4 1/2	4.500	114.30	1.44	36.58	100	20
SC-1400	4.813	122.25	.64	16.26	500	100
SC-1363	4.875	123.83	.92	23.37	350	70
SC-5 1/8	5.125	130.18	1.63	41.40	100	20
SC-5 1/4	5.250	133.36	1.80	45.72	50	n/a
SC-324-3	8.000	203.20	2.30	58.42	40	8

MVC Series

Medical Vented Caps

Caplugs medical vented caps protect the delicate tips of sharp instruments during transportation, storage and handling. A channel design in the part walls prevents moisture from being trapped between the tip protector and the instrument. All parts are vented to ensure quick evaporation of moisture during sterilization.

- Natural color allows for full visibility of the instrument and safety of clinicians
- Available in two shapes: flat oval and round
- Vents ensure both full exposure to sterilization as well as moisture evaporation

Material: FDA Grade Thermoplastic Elastomer

Color: Natural

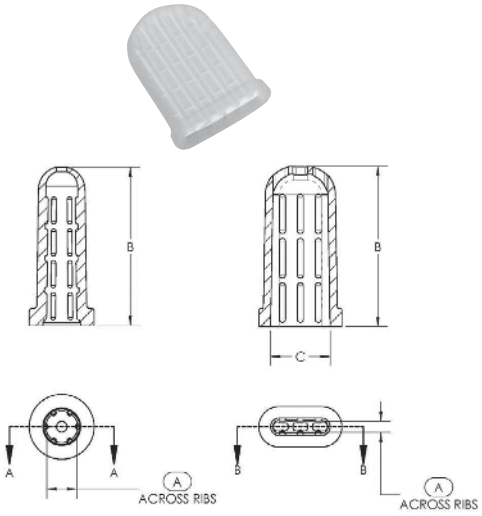

MCC Series

Medical Vented Caps – Closed Top

Caplugs closed top medical vented caps (MCC) protect the delicate tips of sharp instruments during transportation, storage and handling. This series omits a top vent hole to ensure the smallest tools remain safe inside the cap. The MCC series caps are offered in seven sizes. A channel design in the part walls prevents moisture from being trapped between the tip protector and the instrument. All parts are vented to ensure quick evaporation of moisture during sterilization.

- Natural color allows for full visibility of the instrument and safety of clinicians
- Vents ensure both full exposure to sterilization as well as moisture evaporation

Material: FDA Grade Thermoplastic Elastomer

Color: Natural

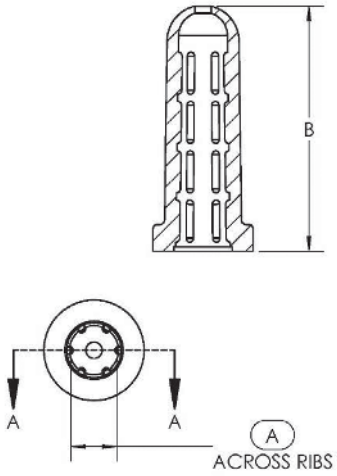

MCN-TCP Series



Plastic Tethered Caps

MCN-TCP Series caps protect tubes and ports from contamination, fitting popular 1/4" and 3/8" sizes. A tether keeps the cap in place when not in use. LDPE material with ribs provides easy grasping and removal when draining fluid.

- Meets a variety of applications
- Additional colors available

Material: Low-Density Polyethylene **Color:** Blue

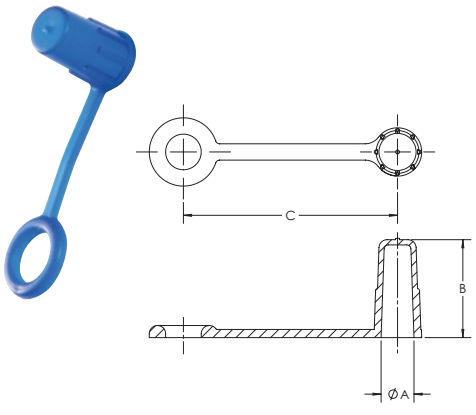

* For other material and color options, contact customer service.

*Thru holes vary
** MVC-10007 through MVC-10009 are flat oval.

Medical Vented Caps MVC Series

Caplugs No.	Dimensions						Packaging	
	A		B		C		Carton Quantity	Mini Pak Quantity
	In	mm	In	mm				
MVC-10001*	.07	1.8	.78	19.8	–	–	5000	1000
MVC-10002*	.07	1.8	.78	19.8	–	–	5000	1000
MVC-10003	.11	2.8	.81	20.5	–	–	5000	1000
MVC-10004	.14	3.5	1.05	26.7	–	–	5000	1000
MVC-10005	.20	5.1	1.05	26.7	–	–	5000	1000
MVC-10006	.40	10.1	.81	20.5	–	–	5000	1000
MVC-10007**	.07	1.8	1.06	27.0	.39	10.0	5000	1000
MVC-10008**	.06	1.5	1.10	27.9	.62	15.8	5000	1000
MVC-10009**	.12	3.0	1.10	27.9	.99	25.1	5000	1000
MVC-10010	.26	6.6	.81	20.5	–	–	5000	1000

Medical Vented Caps - Closed Top MCC Series

Caplugs No.	Dimensions				Packaging	
	A		B		Carton Quantity	Mini Pak Quantity
	In	mm	In	mm		
MCC-20001	.07	1.8	.78	19.8	5000	1000
MCC-20003	.11	2.8	.81	20.6	5000	1000
MCC-20004	.14	3.5	1.06	26.8	5000	1000
MCC-20005	.20	5.1	1.06	26.8	5000	1000
MCC-20006	.40	10.1	.81	20.5	5000	1000
MCC-20010	.26	6.6	.81	20.5	5000	1000
MCC-20011	.51	13.1	.81	20.5	5000	1000

Plastic Tethered Caps MCN-TCP Series

Caplugs No.	Description	Color	Dimensions						Carton Quantity
			A		B		C		
			In	mm	In	mm	In	mm	
MCN-TCP-100	LDPE Tethered Cap 1/4"	Blue	.252	6.40	.75	19.05	1.64	41.66	5000
MCN-TCP-200	LDPE Tethered Cap 3/8"	Blue	.377	9.58	.75	19.05	1.64	41.66	5000

MCN-TCS Series

Silicone Tethered Caps

MCN-TCS Series caps protect tubes and ports from contamination, fitting popular 1/4" and 3/8" sizes. A tether keeps the cap in place when not in use. Caps provide easy removal and reapplication when draining fluid.

- USP Class VI silicone
- Meets a variety of applications

Material: Silicone **Color:** Natural

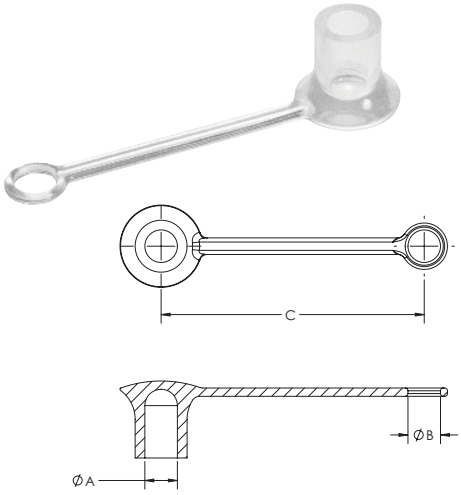

MCN-TCV Series

Vinyl Tethered Caps

MCN-TCV Series caps protect tubes and ports from contamination, fitting popular 1/4" and 3/8" sizes. A tether keeps the cap in place when not in use. The bulb design provides easy removal and reapplication when draining fluid.

- Meets a variety of applications
- Additional colors available

Material: Vinyl **Color:** Blue

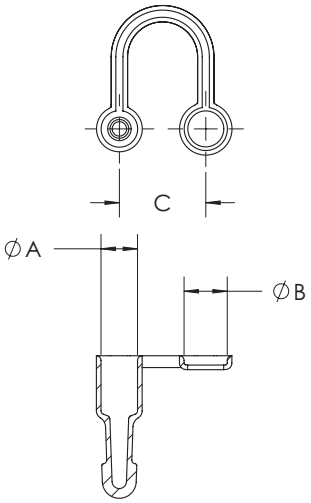

PZC Series

Sleeve Caps for Tube Ends

PZC Series sleeve caps for tube ends are designed to protect unified threads, but can also be used on both threaded and non-threaded fittings. The cap also doubles as a plug.

- Flanged for easy installation and removal

Material: Low-Density Polyethylene **Color:** Orange

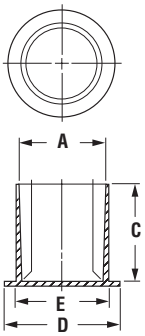

* For other material and color options, contact customer service.

Silicone Tethered Caps MCN-TCS Series

Caplugs No.	Description	Color	Dimensions						Carton Quantity
			A		B		C		
			In	mm	In	mm	In	mm	
MCN-TCS-100	Silicone Tethered Cap 1/4"	Natural	.235	5.97	.24	6.10	1.90	48.26	5000
MCN-TCS-200	Silicone Tethered Cap 3/8"	Natural	.360	9.14	.36	9.14	1.90	48.26	5000

Vinyl Tethered Caps MCN-TCV Series

Caplugs No.	Description	Color	Dimensions						Carton Quantity
			A		B		C		
			In	mm	In	mm	In	mm	
MCN-TCV-100	Vinyl Tethered Cap 1/4"	Blue	.250	6.35	.313	7.95	.75	19.05	5000
MCN-TCV-200	Vinyl Tethered Cap 3/8"	Blue	.375	9.53	.438	11.13	.75	19.05	5000

† Has four external vertical ribs. *PZC-6 is Yellow

Sleeve Caps for Tube Ends PZC Series

Caplugs No.	Dimensions									Packaging	
	To Cap Thread Size	A		C		D		E		Carton Quantity	Mini Pak Quantity
		In	mm	In	mm	In	mm	In	mm		
PZC-1	3/8	.360	9.14	.66	16.76	.53	13.49	.42	10.67	10000	2000
PZC-3 †	7/16	.430	10.92	.56	14.22	.62	15.88	.49	12.45	10000	2000
PZC-912	9/16	.551	14.00	.83	21.08	.75	19.05	.61	15.52	5000	1000
PZC-5-1	5/8	.605	15.37	.47	11.94	.81	20.65	.66	16.89	7500	1500
PZC-5 †	5/8	.605	15.37	.75	19.05	.81	20.65	.66	16.89	5000	1000
PZC-6*	11/16	.627	15.93	.47	11.94	.94	23.88	-	-	5000	1000
PZC-71	-	.785	19.94	.58	14.73	1.00	25.40	.86	21.97	4000	800
PZC-7A †	-	.780	19.81	.72	18.29	1.00	25.40	.84	21.34	3500	700
PZC-8A	13/16	.795	20.19	.63	16.00	1.05	26.59	.85	21.72	2500	500
PZC-9	-	.780	19.81	.92	23.37	1.12	28.58	.84	21.34	2500	500
PZC-10 †	7/8	.845	21.46	.83	21.08	1.14	28.98	.90	22.99	2000	400

RC Series

Caps for Threaded Connectors

RC Series caps for threaded connectors originated for the automotive and air conditioning industries, but are now suitable for a multitude of applications. The caps can be installed to fit threaded or smooth cylindrical surfaces.

• Straight cap

Material: Low-Density Polyethylene **Color:** Red

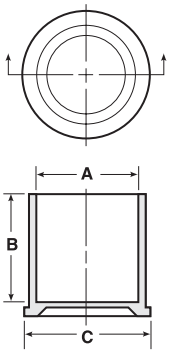

* For other material and color options, contact customer service.

† Has three internal ribs.

Caps for Threaded Connectors RC Series

Caplugs No.	Dimensions							Packaging	
	To Cap Thread Size	A		B		C		Carton Quantity	Mini Pak Quantity
		In	mm	In	mm	In	mm		
RC-FT-2211 †	5/16	.31	8.00	.84	21.34	.51	12.95	10000	2000
RC-6	3/8	.37	9.50	.47	11.94	.60	15.24	5000	1000
RC-FT-2210 †	3/8	.37	9.58	.84	21.34	.58	14.73	7500	1500
RC-7	7/16	.42	10.74	.59	14.99	.57	14.48	5000	1000
RC-M12	12mm	.47	11.99	.47	11.94	.70	17.78	5000	1000
RC-8	1/2	.49	12.67	.55	13.97	.73	18.54	5000	1000
RC-FT-2097	M14	.53	13.59	.81	20.57	.69	17.53	5000	1000
RC-9	9/16	.56	14.25	.48	12.19	.79	20.07	5000	1000
RC-10	5/8	.61	15.49	.84	21.34	.76	19.30	5000	1000
RC-FT-220	5/8	.61	15.52	.88	22.35	.75	19.05	5000	1000
RC-11	11/16	.66	16.97	.84	21.34	.83	21.08	5000	1000
RC-11-7	11/16	.67	17.12	.47	11.94	.92	23.37	5000	1000
RC-11A	-	.67	17.22	.88	22.35	.84	21.34	4500	900
RC-M18	18mm	.69	17.75	1.00	25.40	.93	23.62	3000	600
RC-12	3/4	.73	18.67	.88	22.35	.90	22.86	5000	1000
RC-12-10	3/4	.73	18.75	.65	16.51	.98	24.89	5000	1000
RC-13	13/16	.81	20.60	.56	14.22	1.04	26.42	5000	1000
RC-14	7/8	.86	21.84	.84	21.34	1.02	25.91	5000	1000
RC-14-12	7/8	.86	21.84	.75	19.05	1.11	28.19	4000	800
RC-15	-	.93	23.62	.88	22.35	1.25	31.75	2000	400
RC-FT-201	7/8	.86	22.00	.88	22.35	1.03	26.16	2500	500
RC-16	1	.99	25.35	.65	16.51	1.23	31.24	3000	600
RC-17	1-1/16	1.04	26.59	.89	22.61	1.21	30.73	2500	500
RC-FT-448-1	1-1/16	1.04	26.62	1.12	28.45	1.22	30.99	1000	200
RC-19	1-3/16	1.18	30.12	.77	19.56	1.42	36.07	2000	400
RC-21	1-5/16	1.31	33.30	.90	22.86	1.54	39.12	1000	200
RC-21-11	1-5/16	1.31	33.32	.66	16.76	1.53	38.86	2500	500
RC-23	1-7/16	1.43	36.47	.70	17.78	1.67	42.42	1000	200
RC-25	1 9/16	1.53	38.86	.48	12.19	1.71	43.43	3000	600
RC-26	1-5/8	1.63	41.45	.95	24.13	1.86	47.24	1000	200
RC-27	1-11/16	1.68	42.82	.70	17.78	1.92	48.77	1000	200
RC-30	1-7/8	1.88	47.83	1.08	27.43	2.12	53.85	800	160
RC-40	2-1/2	2.50	63.70	1.30	33.02	2.75	69.85	400	80
RC-56	3-1/2	3.50	88.90	1.34	34.04	4.09	103.89	250	50

SRC-MED Series

Medical Silicone Caps

Caplugs SRC-MED series of medical silicone caps are used to protect the ends of delicate medical instruments, tubes, and other projections from piercing sterile barriers and protect staff from sharp points during handling. The full range of sizes allow protection for a variety of tip and port dimensions.

The SRC-MED series caps are made of medical grade silicone material and produced by Caplugs in a controlled environment to ensure cleanliness and trace-ability requirements are met.

- Available in 39 sizes
- Parts are double bagged before boxing & shipping
- Clear in color to allow for full visibility of the application being protected
- The silicone is 55 durometer shore A

Material: Certified USP Class VI Silicone Rubber

Color: Natural

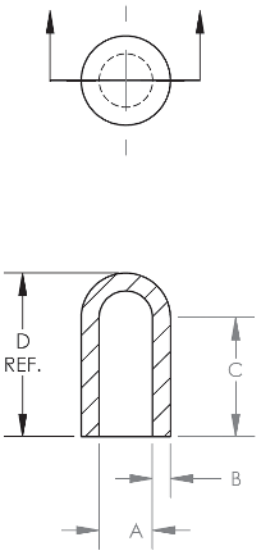

* For other material and color options, contact customer service.

Medical Silicone Caps SRC-MED Series

Caplugs No.	Dimensions								Packaging	
	A		B		C		D		Carton Quantity	Mini Pak Quantity
	In	mm	In	mm	In	mm	In	mm		
SRC-MED-035-4	.035	.889	.050	1.270	.250	6.350	.336	8.534	1000	-
SRC-MED-035-8	.035	.889	.050	1.270	.500	12.700	.570	14.478	1000	-
SRC-MED-040-12	.040	1.016	.050	1.270	.750	19.050	.830	21.082	1000	200
SRC-MED-070-16	.070	1.778	.060	1.524	1.000	25.400	1.120	28.448	1000	200
SRC-MED-080-12	.080	2.032	.060	1.524	.750	19.050	.860	21.844	1000	200
SRC-MED-086-12	.086	2.184	.060	1.524	.750	19.050	.850	21.590	1000	-
SRC-MED-093-12	.093	2.362	.050	1.270	.750	19.050	.860	21.844	1000	200
SRC-MED-100-16	.100	2.540	.060	1.524	1.000	25.400	1.130	28.702	1000	200
SRC-MED-109-12	.109	2.769	.060	1.524	.750	19.050	.880	22.352	1000	200
SRC-MED-125-8	.125	3.175	.060	1.524	.500	12.700	.620	15.748	1000	-
SRC-MED-125-16	.125	3.175	.060	1.524	1.000	25.400	1.140	28.956	1000	200
SRC-MED-137-16	.137	3.480	.060	1.524	1.000	25.400	1.140	28.956	1000	200
SRC-MED-140-16	.140	3.556	.060	1.524	1.000	25.400	1.140	28.956	1000	-
SRC-MED-148-16	.148	3.759	.060	1.524	1.000	25.400	1.150	29.210	1000	-
SRC-MED-156-16	.156	3.962	.060	1.524	1.000	25.400	1.150	29.210	1000	-
SRC-MED-172-16	.172	4.369	.060	1.524	1.000	25.400	1.160	29.464	1000	-
SRC-MED-187-16	.187	4.750	.060	1.524	1.000	25.400	1.170	29.718	1000	200
SRC-MED-218-16	.218	5.537	.060	1.524	1.000	25.400	1.180	29.972	1000	-
SRC-MED-223-16	.223	5.664	.060	1.524	1.000	25.400	1.200	30.480	1000	-
SRC-MED-234-16	.234	5.944	.060	1.524	1.000	25.400	1.190	30.226	1000	-
SRC-MED-250-16	.250	6.350	.060	1.524	1.000	25.400	1.210	30.734	1000	-
SRC-MED-281-16	.281	7.137	.060	1.524	1.000	25.400	1.220	30.988	1000	-
SRC-MED-295-24	.295	7.493	.060	1.524	1.500	38.100	1.720	43.688	1000	-
SRC-MED-312-16	.312	7.925	.060	1.524	1.000	25.400	1.240	31.496	1000	-
SRC-MED-343-16	.343	8.712	.060	1.524	1.000	25.400	1.240	31.496	1000	-
SRC-MED-355-24	.355	9.017	.060	1.524	1.500	38.100	1.740	44.196	1000	-
SRC-MED-375-16	.375	9.525	.060	1.524	1.000	25.400	1.260	32.004	1000	-
SRC-MED-406-16	.406	10.312	.060	1.524	1.000	25.400	1.280	32.512	1000	-
SRC-MED-437-16	.437	11.100	.060	1.524	1.000	25.400	1.300	33.020	1000	-
SRC-MED-480-24	.480	12.192	.060	1.524	1.500	38.100	1.820	46.228	1000	-
SRC-MED-500-24	.500	12.700	.060	1.524	1.500	38.100	1.830	46.482	1000	-
SRC-MED-535-20	.535	13.589	.060	1.524	1.250	31.750	1.580	40.132	1000	-
SRC-MED-562-24	.562	14.275	.060	1.524	1.500	38.100	1.860	47.244	1000	-
SRC-MED-625-24	.625	15.875	.060	1.524	1.500	38.100	1.890	48.006	1000	-
SRC-MED-750-24	.750	19.050	.060	1.524	1.500	38.100	1.950	49.530	1000	-
SRC-MED-812-24	.812	20.625	.060	1.524	1.500	38.100	1.970	50.038	1000	-
SRC-MED-970-24	.970	24.638	.060	1.524	1.500	38.100	2.050	52.070	1000	-
SRC-MED-1000-16	1.000	25.400	.060	1.524	1.000	25.400	1.560	39.624	500	-
SRC-MED-1250-24	1.250	31.750	.060	1.524	1.500	38.100	2.190	55.63	1000	-

RCL Series

Caps for Long-Threaded Connectors

RCL Series long-threaded connecters are ideal for protecting threaded or smooth cylindrical surfaces. The connectors were originally designed for use on hydraulic double-threaded bulkhead fittings, but are especially suitable where greater longitudinal protection is required.

Material: Low-Density Polyethylene **Color:** Red

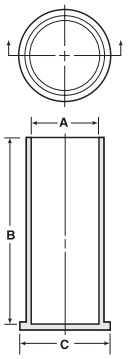

ASC Series

Threaded Aluminum Caps for Threaded Flared Fittings

ASC Series threaded aluminum caps for threaded flared fittings are designed with a nose-section that forms a low-pressure seal.

- Optional sealing discs (ASC-DN Series) for positive seal available in Neoprene, Butyl and Buna N Rubber

Material: 3003-0 Aluminum Alloy **Color:** Silver

Applicable Specs: NAS 835

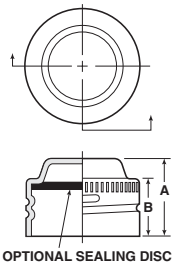

* For other material and color options, contact customer service.

† RCL-14-50 is HDPE material

Caps for Long-Threaded Connectors RCL Series

Caplugs No.	Dimensions							Packaging	
	To Cap Thread Size	A		B		C		Carton Quantity	Mini Pak Quantity
		In	mm	In	mm	In	mm		
RCL-2 (B-203-2)	5/16	.308	7.82	1.24	31.50	.46	11.68	5000	1000
RCL-3	3/8	.370	9.40	1.24	31.50	.52	13.21	5000	1000
RCL-4	7/16	.429	10.90	1.33	33.78	.58	14.73	5000	1000
RCL-5	1/2	.490	12.45	1.33	33.78	.64	16.26	5000	1000
RCL-6 (B-203-6)	9/16	.552	14.02	1.41	35.82	.70	17.78	5000	1000
RCL-8 (B-203-8)	3/4	.739	18.77	1.56	39.63	.88	22.35	2500	500
RCL-8L	3/4	.739	18.77	2.66	67.56	.88	22.35	2000	400
RCL-9	M-20 (.787)	.791	20.09	1.56	39.63	.91	23.11	2500	500
RCL-9L	-	.830	21.08	2.66	67.56	1.01	25.65	1000	200
RCL-10	7/8	.861	21.87	1.70	43.18	1.01	25.66	2500	500
RCL-10L	7/8	.861	21.87	2.66	67.56	1.01	25.66	1500	300
RCL-11	1	.995	25.27	1.80	45.72	1.15	29.21	1500	300
RCL-12	1-1/16	1.049	26.64	1.89	48.01	1.19	30.23	1000	200
RCL-12L	1-1/16	1.049	26.64	3.00	76.20	1.19	30.23	900	180
RCL-14	1-1/8	1.135	28.83	2.12	53.85	1.25	31.75	1500	300
RCL-14-50 †	1-1/8	1.131	28.73	3.10	78.74	1.44	36.58	900	180
RCL-16	1-5/16	1.299	32.99	1.89	48.01	1.44	36.58	1000	200
RCL-18	-	1.459	37.06	2.24	56.90	1.61	40.89	500	100
RCL-20	1-5/8	1.611	40.92	1.92	48.77	1.76	44.71	500	100
RCL-22 (FL-160)	1-7/8	1.861	47.24	1.94	49.28	2.01	51.05	300	60

Threaded Aluminum Caps for Threaded Flared Fittings ASC Series

Caplugs No.	Dimensions						Packaging	
	To Fit Tube Size	To Fit Thread Size	A		B		Carton Quantity	Mini Pak Quantity
			In	mm	In	mm		
ASC-2	1/8	5/16 - 24	.42	10.67	.33	9.65	5000	1000
ASC-3	3/16	3/8 - 24	.43	10.92	.30	7.62	5000	1000
ASC-4	1/4	7/16 - 20	.54	13.72	.46	11.68	5000	1000
ASC-5	5/16	1/2 - 20	.52	13.21	.43	10.92	5000	1000
ASC-6	3/8	9/16 - 18	.54	13.72	.46	11.68	6000	1000
ASC-7	7/16	5/8 - 18	.61	15.49	.52	13.21	5000	1000
ASC-8	1/2	3/4 - 16	.64	16.26	.55	13.97	6000	1000
ASC-10	5/8	7/8 - 14	.74	18.80	.65	16.51	3700	500
ASC-12	3/4	1-1/16 - 12	.85	21.59	.76	19.30	2200	500
ASC-16	1	1-5/16 - 12	.86	21.84	.78	19.81	1400	200
ASC-20	1-1/4	1-5/8 - 12	.87	22.22	.71	18.25	950	190

CD Series

Threaded Plastic Caps for Flared JIC Fittings

CD Series threaded caps for flared JIC fittings protect against dirt, moisture and other contaminants. The cap can also be used as a mask during dipping, painting and plating.

- Knurled for ease of application

Material: Low-Density Polyethylene **Color:** Red

Applicable Specs: NAS 832

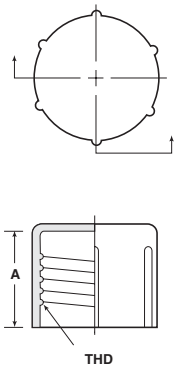

CD-M Series

Threaded Plastic Caps for Metric Fittings

CD-M Series threaded caps for metric fittings protect against dirt, moisture and other contaminants. The cap can also be used as a mask during dipping, painting and plating.

- Knurled for ease of application

Material: Low-Density Polyethylene **Color:** Green

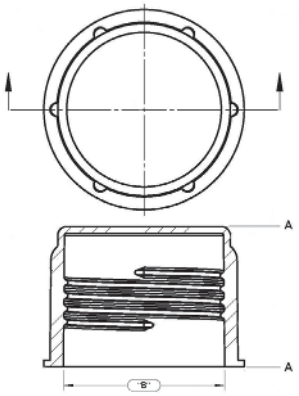

* For other material and color options, contact customer service.

Threaded Plastic Caps for Flared JIC Fittings CD Series

Caplugs No.	Dimensions					Packaging	
	To Fit Nominal Tubing Size	To Fit Thread Size	A		No. of Knurls	Carton Quantity	Mini Pak Quantity
			In	mm			
CD-2	-	1/4 - 36	.22	5.55	4	5000	1000
CD-3	3/16	3/8 - 24	.47	11.94	4	5000	1000
CD-4	1/4	7/16 - 20	.47	11.94	4	5000	1000
CD-41	1/4	7/16 - 24	.30	7.62	4	5000	1000
CD-5	5/16	1/2 - 20	.47	11.94	6	5000	1000
CD-TC-40	5/16	1/2 - 20	.31	7.87	6	5000	1000
CD-TC-42	5/16	1/2 - 20	.88	22.35	6	5000	1000
CD-6	3/8	9/16 - 18	.53	13.46	6	5000	1000
CD-TC-6	3/8	5/8 - 18	.47	11.94	6	7500	1500
CD-6A	3/8	5/8 - 18	.53	13.46	6	5000	1000
CD-TC-63	3/8	5/8 - 18	.75	19.05	6	5000	1000
CD-67	-	5/8 - 24	.41	10.41	6	5000	1000
CD-8	1/2	3/4 - 16	.57	14.48	6	5000	1000
CD-TC-8-R	1/2	3/4 - 16	.63	16.00	6	4500	900
CD-TC-82	-	3/4 - 18	.69	17.53	6	5000	1000
CD-TC-9	-	3/4 - 20	.50	12.70	6	5000	1000
CD-10	5/8	7/8 - 14	.68	17.27	6	5000	1000
CD-101	5/8	7/8 - 18	.44	11.18	6	5000	1000
CD-TC-111	5/8	7/8 - 18	.78	19.81	6	5000	1000
CD-TC-100	5/8	7/8 - 20	.72	18.29	6	4000	800
CD-11	-	1 - 14	.78	19.81	8	2500	500
CD-TC-120	-	1 - 20	.78	19.81	8	2000	400
CD-12	3/4	1-1/16 - 12	.75	19.05	8	2500	500
CD-TC-14	3/4	1-1/16 - 14	.75	19.05	8	1500	300
CD-TC-15	-	1-1/8 - 18	.47	11.94	8	2500	500
CD-14	7/8	1-3/16 - 12	.94	23.88	6	2500	500
CD-16	1	1-5/16 - 12	.84	21.34	8	1000	200
CD-TC-17	-	1-1/4 - 18	.47	11.94	8	2000	400
CD-TC-18	-	1-5/16 - 12	.88	22.35	8	1000	200
CD-TC-19	-	1-3/8 - 18	.47	11.94	8	1500	300
CD-18	-	1-1/2 - 12	.75	19.05	8	1000	200
CD-TC-20	1-1/4	1-5/8 - 12	.91	23.11	8	750	150
CD-22	-	1-3/4 - 12	.94	23.88	8	1000	200
CD-TC-21	1-1/2	1-7/8 - 12	1.00	25.40	8	700	140
CD-400	-	3 - 12	1.16	29.47	12	250	50

Threaded Plastic Caps for Metric Fittings CD-M Series

Caplugs No.	Dimensions					Packaging	
	To Cap Metric Thread Size	A		B		Carton Quantity	Mini Pak Quantity
		In	mm	In	mm		
CD-M-12X1.5	M12 x 1.5	.55	13.97	.66	16.76	5000	1000
CD-M-14X1.5	M14 x 1.5	.55	13.97	.87	22.10	5000	1000
CD-M-16X1.5	M16 x 1.5	.59	14.99	.87	22.10	5000	1000
CD-M-18X1.5	M18 x 1.5	.60	15.24	.90	22.86	5000	1000
CD-M-20X1.5	M20 x 1.5	.60	15.24	.97	24.64	5000	1000
CD-M-22X1.5	M22 x 1.5	.60	15.24	1.05	26.67	5000	1000

FUF Series

Flareless Union Fitting Caps

Caplugs Flareless Union Fitting Caps (FUF Series) are designed to protect tube fittings in high vibration hydraulic systems typically found in aerospace and military aviation applications. Designed to firmly seal any MS or AS flareless union fitting, this protective cap protects hydraulic parts and tubes during shipping. The design also includes internal ribs to protect the fitting by creating an internal seal that keeps any remnant hydraulic fluid from leaking while the parts are in transport.

- Effectively seals without the use of an o-ring
- Economical protection
- Available in a variety of sizes
- Internal ribs prevents hydraulic fluid from leaking

Material: Low-density polyethylene **Color:** Red

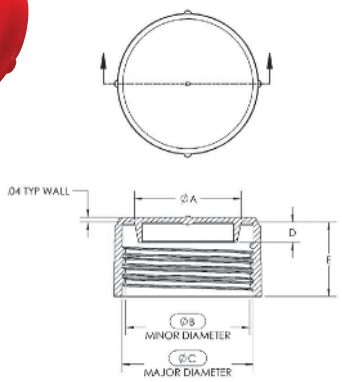

DC Series

UN/UNS Caps

DC Series UN/UNS caps seal out contaminants while protecting threads. The rolled threads allow the cap to be pushed on or threaded on.

- Threads meet UN and UNS specifications

Material: High-Density Polyethylene **Color:** Blue

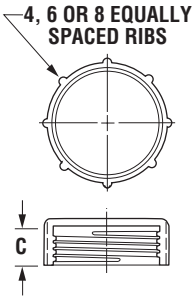

AN Series

Vinyl Hex Caps for AN-Style Fittings

AN Series vinyl hex caps for AN-Style fittings are easily installed and removed without the use of tools.

- All common hydraulic nut sizes

Material: Vinyl **Color:** Yellow
Optional Colors: White, Black, Brown, Orange, Red, Green, Gray, Blue

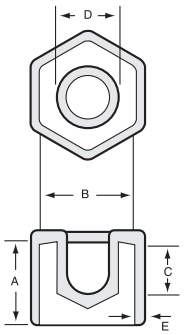

FLEX500® Several vinyl series are available in temperature-resistant Flex500.®

* For other material and color options, contact customer service.

Flareless Union Fitting Caps FUF Series

Caplugs No.	Thread Size	Dimensions										Quantity		
		A		B		C		D		E		Carton	Mini Pak	Micro
		In	mm	In	mm	In	mm	In	mm	In	mm			
FUF-4	7/16-20	.322	8.179	.410	10.414	.443	11.252	.110	2.794	.430	10.922	5000	1000	100
FUF-5	1/2-20	.386	9.804	.468	11.887	.512	13.005	.110	2.794	.430	10.922	5000	1000	100
FUF-6	9/16-18	.461	11.709	.503	12.776	.554	14.072	.110	2.794	.450	11.430	5000	1000	100
FUF-8	3/4-16	.614	15.596	.718	18.237	.768	19.507	.140	3.556	.540	13.716	5000	1000	100
FUF-10	7/8-14	.747	18.974	.837	21.260	.894	22.708	.170	4.318	.610	15.494	5000	1000	100
FUF-12	1-1/16-12	.872	22.149	1.013	25.730	1.073	27.254	.170	4.318	.610	15.494	2500	500	50
FUF-16	1-5/16-16	1.122	28.50	1.270	32.26	1.328	33.73	.170	4.318	.610	15.49	1250	250	-
FUF-16A	1-5/16-12	1.104	28.04	1.256	31.90	1.328	33.73	.170	4.318	.610	15.49	1250	250	-

UN/UNS Caps DC Series

Caplugs No.	Dimensions				Packaging	
	To Fit Tube Size	To Fit Thread Size	C		Carton Quantity	Mini Pak Quantity
			In	mm		
DC-3	3/16	3/8 - 28	.20	5.08	10000	2000
DC-4	1/4	7/16 - 24	.24	6.10	10000	2000
DC-5	5/16	1/2 - 24	.24	6.10	10000	2000
DC-6	3/8	9/16 - 20	.26	6.60	6500	1300
DC-8	1/2	23/32 - 20	.27	6.86	7500	1500
DC-10	5/8	27/32 - 18	.34	8.64	5000	1000
DC-12	3/4	1 - 16	.38	9.65	3500	700
DC-14	7/8	1-1/8 - 16	.40	10.16	3000	600
DC-16	1	1-1/4 - 14	.43	10.92	2000	400
DC-20	1-1/4	1-33/64 - 14	.43	10.92	1500	300
DC-21S	1-1/4	1-37/64 - 14	.43	10.92	1500	300
DC-22	1-1/4	1-9/16 - 12	.50	12.70	2000	400
DC-24	1-1/2	1-25/32 - 14	.50	12.70	1000	200
DC-25S	1-1/2	1-27/32 - 14	.50	12.70	1000	200

Vinyl Hex Capfor AN-Style Fittings AN Series

Caplugs No.	Dimensions										Packaging	
	A		B		C		D		E		Carton Quantity	Mini Pak Quantity
	In	mm	In	mm	In	mm	In	mm	In	mm		
AN-2	.550	13.97	.375	9.53	.250	6.35	.195	4.95	.055	1.40	5000	1000
AN-3	.625	15.88	.440	11.18	.370	9.40	.240	6.10	.060	1.52	5000	1000
AN-4	.645	16.38	.560	14.22	.435	11.05	.300	7.62	.060	1.52	5000	1000
AN-5	.690	17.53	.625	15.88	.475	12.07	.335	8.51	.060	1.52	5000	1000
AN-6	.725	18.42	.685	17.40	.500	12.70	.375	9.53	.065	1.65	2500	500
AN-8	.875	22.23	.875	22.23	.563	14.30	.490	12.45	.065	1.65	2500	500
AN-10	1.000	25.40	1.000	25.40	.700	17.78	.625	15.88	.065	1.65	1250	250
AN-12	1.000	25.40	1.250	31.75	.700	17.78	.750	19.05	.065	1.65	500	100
AN-14	1.100	27.94	1.375	34.93	.700	17.78	.860	21.84	.065	1.65	1000	200
AN-16	1.100	27.94	1.500	38.10	.750	19.05	.980	24.89	.065	1.65	1000	200
AN-20	1.250	31.75	1.815	46.10	.950	24.13	1.195	30.35	.065	1.65	500	100
AN-24	1.500	38.10	2.250	57.15	-	-	-	-	.075	1.91	400	80
AN-28	1.500	38.10	2.625	66.68	-	-	-	-	.075	1.91	200	40

MS Series

Vinyl Hex Caps for MS-Style Fittings

MS Series vinyl hex caps are available in all common hydraulic nut sizes and bright yellow for visibility purposes.

• Aerospace quality

Material: Vinyl **Color:** Yellow
Optional Colors: White, Black, Brown, Orange, Red, Green, Gray, Blue

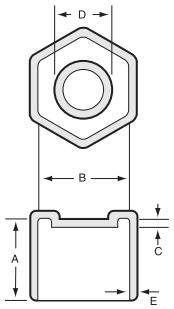

FLEX500® Several vinyl series are available in temperature-resistant Flex500.®

EZ Series



Flexible Vinyl Caps with Pull-Tabs for Easy Removal

EZ Series flexible vinyl caps with pull-tabs for easy removal provide protection against dirt, moisture and impact damage. The caps feature an extra-long tab centered at the top of the closure that allows the cap to be finger-removed easily, eliminating the use of tools that could damage threads or part surfaces.

• Flexible vinyl enables a snug fit

Material: Vinyl **Color:** Black and Red
Optional Colors: White, Brown, Orange, Gray, Blue, Yellow, Green

Note:
- For high temperature applications see our HEZ series caps.
- Only one color available when sampling.

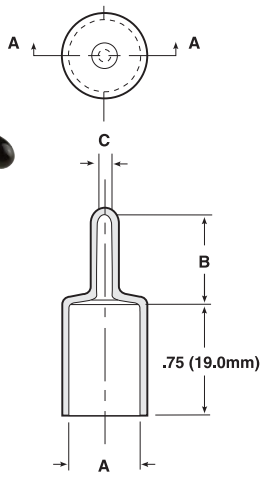

FLEX500® Several vinyl series are available in temperature-resistant Flex500.®

* For other material and color options, contact customer service.

Vinyl Hex Caps for MS-Style Fittings MS Series

Caplugs No.	Dimensions										Packaging	
	A		B		C		D		E		Carton Quantity	Mini Pak Quantity
	In	mm	In	mm	In	mm	In	mm	In	mm		
MS-2	.550	13.97	.375	9.53	.100	2.54	.190	4.83	.055	1.40	5000	1000
MS-3	.625	15.88	.440	11.18	.100	2.54	.245	6.22	.060	1.52	5000	1000
MS-4	.725	18.42	.560	14.22	.100	2.54	.250	6.35	.060	1.52	5000	1000
MS-6	.800	20.32	.685	17.40	.100	2.54	.375	9.53	.060	1.52	5000	1000
MS-8	.825	20.96	.870	22.10	.110	2.79	.500	12.70	.065	1.60	1000	200
MS-10	1.000	25.40	.995	25.27	.190	4.83	.635	16.13	.065	1.65	1000	200
MS-11	1.000	25.40	1.125	28.58	-	-	-	-	.065	1.65	1250	500
MS-12	1.020	25.91	1.250	31.75	.190	4.83	.795	20.19	.065	1.65	500	100
MS-14	1.050	26.67	1.375	34.93	.125	3.18	.860	21.84	.065	1.65	1000	200
MS-16	1.180	29.97	1.500	38.10	.125	3.18	1.000	25.40	.065	1.65	1000	200
MS-20	1.250	31.75	1.815	46.10	.125	3.18	1.225	31.12	.065	1.65	500	100
MS-24	1.500	38.10	2.250	57.15	-	-	-	-	.075	1.91	400	80
MS-28	1.500	38.10	2.625	66.68	-	-	-	-	.075	1.91	200	40

† Mini and Micro Paks available in standard color.
‡ Minimum order for Micro Paks is 2.

Flexible Vinyl Caps with Pull-Tabs for Easy Removal EZ Series

Caplugs No.	Dimensions						Packaging		
	A		B		C		Carton Quantity	Mini Pak † Quantity	Micro Pak ‡ Quantity
	In	mm	In	mm	In	mm			
EZ-187-12	.187	4.74	.500	12.70	.093	2.36	5000	1000	n/a
EZ-215-12	.215	5.46	.500	12.70	.093	2.36	5000	1000	n/a
EZ-240-12	.240	6.09	.625	15.87	.125	3.17	4000	800	50
EZ-303-12	.303	7.69	.625	15.87	.125	3.17	4000	800	50
EZ-312-12	.312	7.92	.750	19.05	.122	3.10	4000	800	n/a
EZ-360-12	.360	9.14	.750	19.05	.135	3.43	7000	1400	n/a
EZ-365-12	.365	9.27	.625	15.87	.125	3.17	3500	700	50
EZ-386-12	.386	9.80	.625	15.87	.125	3.17	4000	800	n/a
EZ-406-12	.406	10.31	.625	15.87	.125	3.17	4000	800	n/a
EZ-427-12	.427	10.84	.625	15.87	.125	3.17	3000	600	n/a
EZ-460-12	.460	11.68	.500	12.70	.100	2.54	3000	600	n/a
EZ-490-12	.490	12.44	.687	17.44	.125	3.17	2500	500	50
EZ-521-12	.521	13.23	.625	15.87	.125	3.17	2500	500	n/a
EZ-552-12	.552	14.02	.687	17.44	.125	3.17	2500	500	50
EZ-600-12	.600	15.24	.812	20.62	.187	4.75	2000	400	n/a
EZ-615-12	.615	15.62	.687	17.44	.125	3.17	2000	400	50
EZ-655-12	.655	16.63	.875	22.22	.187	4.75	2000	400	n/a
EZ-670-12	.670	17.02	.800	20.32	.190	4.83	2000	400	n/a
EZ-677-12	.677	17.19	.812	20.62	.187	4.75	2000	400	n/a
EZ-695-12	.695	17.65	.812	20.62	.187	4.75	1500	300	n/a
EZ-735-12	.735	18.66	.812	20.62	.187	4.74	1500	300	25
EZ-760-12	.760	19.30	.800	20.32	.190	4.83	2000	400	n/a
EZ-797-12	.797	20.24	.812	20.62	.187	4.75	1500	300	n/a
EZ-835-12	.835	21.20	.843	21.41	.187	4.74	1500	300	n/a
EZ-860-12	.860	21.84	.843	21.41	.187	4.74	1500	300	25
EZ-922-12	.922	23.41	.875	22.22	.187	4.74	1000	200	n/a
EZ-985-12	.985	25.01	.875	22.22	.187	4.74	1250	250	25
EZ-1048-12	1.048	27.53	1.000	25.40	.187	4.74	1000	200	n/a
EZ-1110-12	1.110	28.19	1.125	28.58	.187	4.74	1000	200	n/a
EZ-1175-12	1.175	29.85	.750	19.05	.325	8.26	1000	200	n/a
EZ-1230-12	1.230	31.24	1.125	28.58	.187	4.74	900	180	n/a
EZ-1355-12	1.355	34.41	1.125	28.58	.250	6.35	800	160	n/a
EZ-1480-12	1.480	37.59	1.000	25.40	.250	6.35	800	160	n/a

TUV Series

Flexible Tear-Tab Caps

TUV Series flexible tear-tab caps are highly durable caps that allow for a snug fit on a range of different-sized and odd-shaped fittings. The flexibility allows the caps to be pushed on, while the tear-tab design ensures ease of removal regardless of how tight fitting the cap is.

- Heat resistant up to 350° F
- Ideal for some finishing processes

Material: Vinyl **Color:** Red

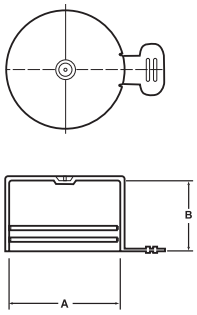

VAC Series



Vinyl Angle Caps

VAC Series vinyl angle caps are designed to protect angle iron. Caps are available in a variety of sizes to protect the corners of metal frames, reducing the risk of injury from sharp metal edges.

Material: Vinyl **Color:** Black
Optional Colors: White, Green, Brown, Orange, Red, Gray, Blue, Yellow

Note: VAC Series is available in lengths up to 2".

FLEX500® Several vinyl series are available in temperature-resistant Flex500.®

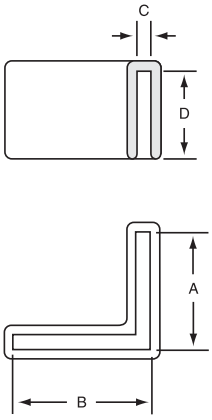

WCC Series

Vinyl Corner Caps

WCC Series vinyl corner caps are designed to protect the corner edges of plate glass and sheet metal. The durable vinyl material allows for seamless installation. The parts are color coded by size for easy recognition. The wall thickness is .060" for all sizes.

Material: Vinyl **Color:** Color coded by size

FLEX500® Several vinyl series are available in temperature-resistant Flex500.®



* For other material and color options, contact customer service.

Flexible Tear-Tab Caps TUV Series

Caplugs No.	Dimensions						Packaging	
	To Fit Thread Size	SAE/JIC Fitting Size	A		B		Carton Quantity	Mini Pak Quantity
			In	mm	In	mm		
TUV-3	3/8	3	.367	9.32	.44	11.18	7500	1500
TUV-4	7/16	4	.428	10.87	.46	11.68	5000	1000
TUV-5	1/2	5	.492	12.50	.46	11.68	5000	1000
TUV-6	9/16	6	.554	14.07	.48	12.19	3500	700
TUV-6X	5/8	–	.616	15.65	.48	12.19	3500	700
TUV-7	11/16	7	.678	17.22	.48	12.19	2500	500
TUV-8	3/4	8	.741	18.82	.56	14.22	4000	800
TUV-9	13/16	9	.803	20.40	.56	14.22	2500	500
TUV-10	7/8	10	.865	21.97	.65	16.51	2500	500
TUV-11	1	11	.990	25.15	.65	16.51	3000	600
TUV-12	1-1/16	12	1.053	26.75	.75	19.05	2500	500
TUV-13	1-3/16	13	1.178	29.92	.75	19.05	2000	400

Vinyl Angle Caps VAC Series

Caplugs No.	Dimensions								Packaging	
	A		B		C		D		Carton Quantity	Mini Pak Quantity
	In	mm	In	mm	In	mm	In	mm		
VAC-750x750-8	.750	19.05	.750	19.05	.125	3.17	.500	12.70	3000	600
VAC-1000x1000-8	1.000	25.40	1.000	25.40	.125	3.17	.500	12.70	1500	300
VAC-1125x1875-8	1.125	28.57	1.875	47.62	.125	3.17	.500	12.70	900	180
VAC-1250x1250-8	1.250	31.75	1.250	31.75	.125	3.17	.500	12.70	1000	200
VAC-1500x1500-8	1.500	38.10	1.500	38.10	.125	3.17	.500	12.70	900	180
VAC-1875x1125-8	1.875	47.63	1.125	28.58	.125	3.17	.500	12.70	900	180
VAC-2000x2000-8	2.000	50.80	2.000	50.80	.125	3.17	.500	12.70	600	120

Vinyl Corner Caps WCC Series

Caplugs No.	Dimensions					Packaging	
	Fits Plate Thickness/Color	A		B		Carton Quantity	Mini Pak Quantity
		In	mm	In	mm		
WCC-0125	1/8" - Yellow	.125	3.18	1.750	44.45	1000	200
WCC-0187	3/16 - Green	.187	4.75	1.054	26.77	1000	200
WCC-0250	1/4 - Black	.250	6.35	1.401	35.58	1000	200
WCC-0375	3/8 - Red	.375	9.53	1.755	44.58	750	150
WCC-0500	1/2 - Yellow	.500	12.70	1.755	44.58	750	150
WCC-0750	3/4 - Blue	.750	19.05	1.755	44.58	500	100

VC Series

Vinyl Caps

VC Series vinyl caps are flexible and durable protective closures that are ideal for use as thread protectors, dust and moisture seals, pipe and stud end color coding, and for masking during painting or plating operations.

- Wide range of sizes
- Easy to use
- Vast color range available

Material: Vinyl **Color:** Black
Optional Colors: White, Brown, Orange, Green, Gray, Blue, Red, Yellow

Note when purchasing:
- VC-054 is available in lengths up to .750"
- VC-062 is available in lengths up to 1.25"
- VC-080 through VC-125 are available in lengths up to 1.5"
- VC-140 through VC-250 are available in lengths up to 2"
- VC-281 through VC-24000 may be available in lengths up to 8"
- Lengths are available in 1/16" (1.6mm) increments
  Length tolerance is ±1/16" (1.6mm)
  Each 1/16" = 1 (i.e. 5 = 5/16")
- Sample requests are for parts listed in grid only

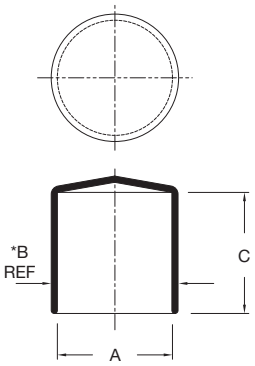

Note: "B" dimension provided for reference only. Measured approximately 1/4" from open end of part

Note: For high temperature applications, see our HVC Series caps.

Caplugs No.	Dimensions						Packaging		
	A		*B REF		C		Carton Quantity	Mini Pak † Quantity	Micro Pak‡ Quantity
	In	mm	In	mm	In	mm			
VC-054-10	.054	1.37	.09	2.29	.625	15.88	5000	1000	n/a
VC-062-10	.062	1.57	.12	3.05	.625	15.88	5000	1000	100
VC-072-10	.072	1.83	.13	3.35	.625	15.88	5000	1000	n/a
VC-080-10	.080	2.03	.14	3.56	.625	15.88	5000	1000	100
VC-093-12	.093	2.36	.15	3.81	.750	19.05	5000	1000	100
VC-109-12	.109	2.77	.18	4.57	.750	19.05	5000	1000	100
VC-125-8	.125	3.18	.20	5.08	.500	12.70	5000	1000	n/a
VC-125-16	.125	3.18	.20	5.08	1.000	25.40	5000	1000	100
VC-140-8	.140	3.56	.21	5.33	.500	12.70	5000	1000	n/a
VC-140-16	.140	3.56	.21	5.33	1.000	25.40	5000	1000	100
VC-148-8	.148	3.76	.24	6.30	.500	12.70	5000	1000	n/a
VC-148-16	.148	3.76	.24	6.30	1.000	25.40	5000	1000	n/a
VC-156-8	.156	3.96	.24	6.10	.500	12.70	5000	1000	n/a
VC-156-16	.156	3.96	.24	6.10	1.000	25.40	5000	1000	100
VC-161-8	.161	4.09	.24	6.12	.500	12.70	5000	1000	n/a
VC-161-16	.161	4.09	.24	6.12	1.000	25.40	5000	1000	n/a
VC-172-8	.172	4.37	.25	6.35	.500	12.70	5000	1000	n/a
VC-172-16	.172	4.37	.25	6.35	1.000	25.40	5000	1000	n/a
VC-180-8	.180	4.57	.26	6.60	.500	12.70	5000	1000	n/a
VC-180-16	.180	4.57	.26	6.60	1.000	25.40	5000	1000	n/a
VC-187-8	.187	4.75	.27	6.86	.500	12.70	5000	1000	n/a
VC-187-16	.187	4.75	.27	6.86	1.000	25.40	5000	1000	100
VC-187-24	.187	4.75	.27	6.86	1.500	38.10	4000	800	n/a
VC-203-8	.203	5.16	.29	7.37	.500	12.70	5000	1000	n/a
VC-203-16	.203	5.16	.29	7.37	1.000	25.40	5000	1000	100
VC-218-8	.218	5.54	.31	7.87	.500	12.70	5000	1000	n/a
VC-218-16	.218	5.54	.31	7.87	1.000	25.40	5000	1000	100
VC-224-8	.224	5.69	.31	7.87	.500	12.70	5000	1000	n/a
VC-224-16	.224	5.69	.31	7.87	1.000	25.40	5000	1000	n/a
VC-234-8	.234	5.94	.32	8.13	.500	12.70	5000	1000	n/a
VC-234-16	.234	5.94	.32	8.13	1.000	25.40	5000	1000	200
VC-240-8	.240	6.09	.33	8.38	.500	12.70	5000	1000	n/a
VC-240-16	.240	6.09	.33	8.38	1.000	25.40	5000	1000	n/a
VC-250-8	.250	6.35	.35	8.89	.500	12.70	5000	1000	n/a
VC-250-16	.250	6.35	.35	8.89	1.000	25.40	5000	1000	200
VC-270-10	.270	6.86	.37	9.39	.625	15.87	5000	1000	n/a
VC-281-8	.281	7.14	.38	9.65	.500	12.70	5000	1000	n/a
VC-281-16	.281	7.14	.38	9.65	1.000	25.40	5000	1000	200

* For other material and color options, contact customer service.

† Mini and Micro Paks available in standard color.
‡ Minimum order for Micro Paks is 2.

Vinyl Caps (cont.) VC Series

Caplugs No.	Dimensions						Packaging		
	A		*B REF		C		Carton Quantity	Mini Pak † Quantity	Micro Pak ‡ Quantity
	In	mm	In	mm	In	mm			
VC-290-8	.290	7.37	.40	10.16	.500	12.70	5000	1000	n/a
VC-290-16	.290	7.37	.40	10.16	1.000	25.40	5000	1000	n/a
VC-304-8	.304	7.72	.41	10.41	.500	12.70	5000	1000	n/a
VC-304-16	.304	7.72	.41	10.41	1.000	25.40	4000	800	n/a
VC-312-8	.312	7.93	.42	10.67	.500	12.70	5000	1000	n/a
VC-312-16	.312	7.93	.42	10.67	1.000	25.40	5000	1000	100
VC-312-24	.312	7.93	.43	10.92	1.500	38.10	2500	500	n/a
VC-343-8	.343	8.71	.45	11.43	.500	12.70	5000	1000	n/a
VC-343-16	.343	8.71	.45	11.43	1.000	25.40	2500	500	100
VC-375-8	.375	9.53	.50	12.70	.500	12.70	5000	1000	n/a
VC-375-16	.375	9.53	.50	12.70	1.000	25.40	2500	500	50
VC-406-8	.406	10.31	.53	13.46	.500	12.70	5000	1000	n/a
VC-406-16	.406	10.31	.53	13.46	1.000	25.40	2500	500	100
VC-437-8	.437	11.10	.56	14.22	.500	12.70	5000	1000	n/a
VC-437-16	.437	11.10	.56	14.22	1.000	25.40	2500	500	50
VC-460-8	.460	11.68	.58	14.73	.500	12.70	5000	1000	n/a
VC-460-16	.460	11.68	.58	14.73	1.000	25.40	2500	500	n/a
VC-467-8	.467	11.86	.58	14.73	.500	12.70	5000	1000	n/a
VC-467-16	.467	11.86	.58	14.73	1.000	25.40	2500	500	n/a
VC-485-16	.485	12.32	.55	13.84	1.000	25.40	3000	600	n/a
VC-490-8	.490	12.45	.61	15.49	.500	12.70	5000	1000	n/a
VC-490-16	.490	12.45	.61	15.49	1.000	25.40	3000	600	n/a
VC-500-8	.500	12.70	.62	15.75	.500	12.70	5000	1000	n/a
VC-500-16	.500	12.70	.62	15.75	1.000	25.40	2500	500	50
VC-531-8	.531	13.49	.65	16.51	.500	12.70	5000	1000	n/a
VC-531-16	.531	13.49	.65	16.51	1.000	25.40	2500	500	n/a
VC-562-8	.562	14.28	.69	17.53	.500	12.70	2500	500	n/a
VC-562-16	.562	14.28	.69	17.53	1.000	25.40	2500	500	n/a
VC-600-8	.600	15.24	.73	18.54	.500	12.70	3000	600	n/a
VC-600-16	.600	15.24	.73	18.54	1.000	25.40	2000	400	n/a
VC-610-8	.610	15.49	.67	17.02	.500	12.70	4000	800	n/a
VC-610-16	.610	15.49	.74	18.80	1.000	25.40	2000	400	n/a
VC-625-8	.625	15.88	.76	19.30	.500	12.70	2500	500	n/a
VC-625-16	.625	15.88	.76	19.30	1.000	25.40	2500	500	100
VC-625-24	.625	15.88	.77	19.56	1.500	38.10	2000	400	n/a
VC-640-8	.640	16.26	.77	19.56	.500	12.70	4000	800	n/a
VC-640-16	.640	16.26	.77	19.56	1.000	25.40	2000	400	n/a
VC-665-8	.665	16.89	.80	20.32	.500	12.70	4000	800	n/a
VC-665-16	.665	16.89	.80	20.32	1.000	25.40	2000	400	n/a
VC-687-8	.687	17.45	.81	20.57	.500	12.70	2500	500	n/a
VC-687-16	.687	17.45	.81	20.57	1.000	25.40	1000	200	n/a
VC-690-8	.690	17.53	.82	20.83	.500	12.70	2500	500	n/a
VC-690-16	.690	17.53	.82	20.83	1.000	25.40	1000	200	n/a
VC-725-8	.725	18.42	.86	21.84	.500	12.70	2500	500	n/a
VC-725-16	.725	18.42	.86	21.84	1.000	25.40	1000	200	n/a
VC-750-8	.750	19.05	.88	22.35	.500	12.70	2500	500	n/a
VC-750-16	.750	19.05	.88	22.35	1.000	25.40	1000	200	25
VC-812-8	.812	20.63	.94	23.88	.500	12.70	2500	500	n/a
VC-812-16	.812	20.63	.94	23.88	1.000	25.40	1000	200	n/a
VC-812-24	.812	20.63	.95	24.13	1.500	38.10	1000	200	n/a
VC-825-8	.825	20.95	.96	24.50	.500	12.70	2500	500	n/a
VC-825-16	.825	20.95	.96	24.50	1.000	25.40	1000	200	n/a
VC-843-8	.843	21.41	.98	24.89	.500	12.70	2500	500	n/a
VC-843-16	.843	21.41	.98	24.89	1.000	25.40	1000	200	n/a
VC-870-8	.870	22.10	1.01	25.65	.500	12.70	1000	200	n/a
VC-870-16	.870	22.10	1.01	25.65	1.000	25.40	1000	200	n/a
VC-875-8	.875	22.23	1.02	25.91	.500	12.70	2500	500	n/a
VC-875-16	.875	22.23	1.02	25.91	1.000	25.40	1000	200	40
VC-875-24	.875	22.23	1.02	25.91	1.500	38.10	1000	200	n/a
VC-937-8	.937	23.80	1.08	27.43	.500	12.70	2500	500	n/a

VC Series

Vinyl Caps (cont.)

Note: "B" dimension provided for reference only.
Measured approximately 1/4" from open end of part.

† Mini and Micro Paks available in standard color.
‡ Minimum order for Micro Paks is 2.

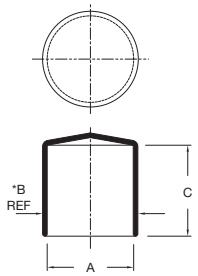

Caplugs No.	Dimensions						Packaging		
	A		*B REF		C		Carton Quantity	Mini Pak † Quantity	Micro Pak ‡ Quantity
	In	mm	In	mm	In	mm			
VC-937-16	.937	23.80	1.08	27.43	1.000	25.40	1000	200	n/a
VC-985-8	.985	25.02	1.13	28.70	.500	12.70	2000	400	n/a
VC-985-16	.985	25.02	1.13	28.70	1.000	25.40	1000	200	n/a
VC-1000-8	1.000	25.40	1.14	28.96	.500	12.70	1000	200	n/a
VC-1000-16	1.000	25.40	1.14	28.96	1.000	25.40	1000	200	40
VC-1000-24	1.000	25.40	1.14	28.96	1.500	38.10	1000	200	n/a
VC-1062-16	1.062	26.97	1.20	30.48	1.000	25.40	1200	240	n/a
VC-1090-16	1.090	27.69	1.22	30.99	1.000	25.40	1200	240	n/a
VC-1125-16	1.125	28.57	1.27	32.26	1.000	25.40	1200	240	n/a
VC-1187-16	1.187	30.14	1.33	33.78	1.000	25.40	1000	200	n/a
VC-1250-16	1.250	31.75	1.39	35.31	1.000	25.40	1000	200	n/a
VC-1250-24	1.250	31.75	1.39	35.31	1.500	38.10	500	100	n/a
VC-1312-16	1.312	33.32	1.45	36.83	1.000	25.40	800	160	n/a
VC-1312-24	1.312	33.32	1.45	36.83	1.500	38.10	600	120	n/a
VC-1375-16	1.375	34.92	1.52	38.61	1.000	25.40	800	160	n/a
VC-1375-24	1.375	34.92	1.52	38.61	1.500	38.10	400	80	n/a
VC-1437-16	1.437	36.50	1.58	40.06	1.000	25.40	750	150	n/a
VC-1500-16	1.500	38.10	1.64	41.66	1.000	25.40	750	150	25
VC-1500-24	1.500	38.10	1.64	41.66	1.500	38.10	300	60	n/a
VC-1593-16	1.593	40.46	1.72	43.76	1.000	25.40	750	150	n/a
VC-1625-16	1.625	41.27	1.77	44.96	1.000	25.40	750	150	n/a
VC-1687-16	1.687	42.84	1.83	46.48	1.000	25.40	700	140	n/a
VC-1750-16	1.750	44.45	1.89	48.01	1.000	25.40	700	140	n/a
VC-1812-16	1.812	46.02	1.95	49.58	1.000	25.40	1000	200	n/a
VC-1875-16	1.875	47.62	2.02	51.31	1.000	25.40	600	120	n/a
VC-1937-16	1.937	49.20	2.07	52.76	1.000	25.40	600	120	n/a
VC-2000-16	2.000	50.80	2.14	54.36	1.000	25.40	600	120	20
VC-2000-24	2.000	50.80	2.14	54.36	1.500	38.10	300	60	12
VC-2125-16	2.125	53.98	2.27	57.79	1.000	25.40	500	100	n/a
VC-2156-16	2.156	54.76	2.30	58.57	1.000	25.40	500	100	n/a
VC-2250-16	2.250	57.15	2.40	60.96	1.000	25.40	500	100	n/a
VC-2250-24	2.250	57.15	2.40	60.96	1.500	38.10	300	60	n/a
VC-2375-16	2.375	60.33	2.52	64.14	1.000	25.40	400	80	n/a
VC-2375-24	2.375	60.33	2.52	64.14	1.500	38.10	300	60	n/a
VC-2460-16	2.460	62.48	2.61	66.29	1.000	25.40	400	80	n/a
VC-2500-16	2.500	63.50	2.65	67.31	1.000	25.40	400	80	n/a
VC-2500-24	2.500	63.50	2.65	67.31	1.500	38.10	250	50	n/a
VC-2625-16	2.625	66.67	2.77	70.49	1.000	25.40	400	80	n/a
VC-2625-24	2.625	66.67	2.77	70.49	1.500	38.10	200	40	n/a
VC-2687-16	2.687	68.25	2.84	72.31	1.000	25.40	400	80	n/a
VC-2750-16	2.750	69.85	2.91	73.91	1.000	25.40	300	60	n/a
VC-2750-24	2.750	69.85	2.91	73.91	1.500	38.10	200	40	n/a
VC-2875-16	2.875	73.03	3.03	77.09	1.000	25.40	250	50	n/a
VC-3000-16	3.000	76.20	3.16	80.26	1.000	25.40	250	50	n/a
VC-3000-24	3.000	76.20	3.16	80.26	1.500	38.10	250	50	n/a
VC-3125-16	3.125	79.37	3.28	83.44	1.000	25.40	250	n/a	n/a
VC-3125-24	3.125	79.37	3.28	83.44	1.500	38.10	300	n/a	n/a
VC-3250-18	3.250	82.55	3.41	86.61	1.125	28.58	200	n/a	n/a
VC-3375-18	3.375	85.73	3.53	89.79	1.125	28.58	250	n/a	n/a
VC-3500-18	3.500	88.90	3.66	92.96	1.125	28.58	225	n/a	n/a
VC-3500-24	3.500	88.90	3.66	92.96	1.500	38.10	200	n/a	n/a
VC-3625-18	3.625	92.08	3.78	96.14	1.125	28.58	200	n/a	n/a
VC-3750-18	3.750	92.25	3.91	99.31	1.125	28.58	200	n/a	n/a
VC-3875-18	3.875	98.43	4.03	102.49	1.125	28.58	200	n/a	n/a
VC-4000-20	4.000	101.60	4.16	105.66	1.250	31.75	100	n/a	n/a
VC-4125-20	4.125	104.78	4.28	108.84	1.250	31.75	150	n/a	n/a
VC-4187-20	4.187	106.35	4.34	110.41	1.250	31.75	100	n/a	n/a

* For other material and color options, contact customer service.

† Mini and Micro Paks available in standard color.

Caplugs No.	Dimensions						Packaging		
	A		*B REF		C		Carton Quantity	Mini Pak † Quantity	Micro Pak ‡ Quantity
	In	mm	In	mm	In	mm			
VC-4250-20	4.250	107.95	4.41	112.01	1.250	31.75	150	n/a	n/a
VC-4375-20	4.375	111.13	4.53	115.19	1.250	31.75	150	n/a	n/a
VC-4500-20	4.500	114.30	4.66	118.36	1.250	31.75	150	n/a	n/a
VC-4625-8	4.625	117.48	4.80	121.29	.500	12.70	200	n/a	n/a
VC-4625-16	4.625	117.48	4.80	121.29	1.000	25.40	150	n/a	n/a
VC-4750-20	4.750	120.65	4.91	124.71	1.250	31.75	100	n/a	n/a
VC-4813-32	4.813	122.25	4.99	126.75	2.000	50.80	100	n/a	n/a
VC-4875-32	4.875	123.83	5.04	128.14	2.000	50.80	100	n/a	n/a
VC-5000-22	5.000	127.00	5.18	131.57	1.375	34.93	125	n/a	n/a
VC-5187-22	5.187	131.75	5.36	136.32	1.375	34.93	125	n/a	n/a
VC-5250-16	5.250	133.35	5.40	137.16	1.000	25.40	100	n/a	n/a
VC-5375-22	5.375	136.53	5.55	141.10	1.375	34.93	100	n/a	n/a
VC-5500-22	5.500	139.70	5.68	144.27	1.375	34.93	100	n/a	n/a
VC-5625-32	5.625	142.88	5.81	147.57	2.000	50.80	50	n/a	n/a
VC-5750-22	5.750	146.05	5.93	150.62	1.375	34.93	50	n/a	n/a
VC-6000-24	6.000	152.40	6.18	156.97	1.500	38.10	90	n/a	n/a
VC-6125-32	6.125	155.58	6.31	160.27	2.000	50.80	50	n/a	n/a
VC-6250-24	6.250	158.75	6.43	163.32	1.500	38.10	90	n/a	n/a
VC-6500-24	6.500	165.10	6.68	169.67	1.500	38.10	80	n/a	n/a
VC-6750-24	6.750	171.45	6.93	176.02	1.500	38.10	70	n/a	n/a
VC-6875-32	6.875	174.63	7.06	179.32	2.000	50.80	50	n/a	n/a
VC-7000-24	7.000	177.80	7.18	182.37	1.500	38.10	50	n/a	n/a
VC-7250-24	7.250	184.15	7.43	188.72	1.500	38.10	70	n/a	n/a
VC-7375-32	7.375	187.33	7.56	192.02	2.000	50.80	50	n/a	n/a
VC-7500-24	7.500	190.50	7.68	195.07	1.500	38.10	50	n/a	n/a
VC-7750-28	7.750	196.85	7.93	201.42	1.750	44.45	50	n/a	n/a
VC-8000-28	8.000	203.20	8.18	207.77	1.750	44.45	50	n/a	n/a
VC-8250-16	8.250	209.55	8.40	213.36	1.000	25.40	50	n/a	n/a
VC-8250-24	8.250	209.55	8.40	213.36	1.500	38.10	25	n/a	n/a
VC-8500-28	8.500	215.90	8.68	220.47	1.750	44.45	50	n/a	n/a
VC-8750-28	8.750	222.25	8.93	226.82	1.750	44.45	50	n/a	n/a
VC-9000-28	9.000	228.60	9.20	233.68	1.750	44.45	50	n/a	n/a
VC-9250-28	9.250	234.95	9.45	240.03	1.750	44.45	40	n/a	n/a
VC-9375-28	9.375	238.13	9.57	243.21	1.750	44.45	40	n/a	n/a
VC-9500-28	9.500	241.30	9.70	246.38	1.750	44.45	40	n/a	n/a
VC-9625-28	9.625	244.48	9.82	249.56	1.750	44.45	40	n/a	n/a
VC-9875-28	9.875	250.83	10.07	255.91	1.750	44.45	40	n/a	n/a
VC-10000-32	10.000	254.00	10.20	259.08	2.000	50.80	35	n/a	n/a
VC-10312-32	10.312	261.92	10.51	267.00	2.000	50.80	25	n/a	n/a
VC-10750-32	10.750	273.05	10.95	278.13	2.000	50.80	25	n/a	n/a
VC-11000-32	11.000	279.40	11.20	284.48	2.000	50.80	25	n/a	n/a
VC-11375-32	11.375	288.93	11.57	294.01	2.000	50.80	25	n/a	n/a
VC-11750-32	11.750	298.45	11.95	303.53	2.000	50.80	25	n/a	n/a
VC-12000-32	12.000	304.80	12.20	309.88	2.000	50.80	25	n/a	n/a
VC-12250-32	12.250	311.15	12.45	316.23	2.000	50.80	25	n/a	n/a
VC-12500-32	12.500	317.50	12.70	322.58	2.000	50.80	25	n/a	n/a
VC-12625-32	12.625	320.68	12.82	325.76	2.000	50.80	25	n/a	n/a
VC-12875-32	12.875	327.03	13.07	332.11	2.000	50.80	25	n/a	n/a
VC-13250-32	13.250	336.55	13.47	342.14	2.000	50.80	25	n/a	n/a
VC-13500-32	13.500	342.90	13.72	348.49	2.000	50.80	25	n/a	n/a
VC-13600-32	13.600	345.44	13.82	351.03	2.000	50.80	25	n/a	n/a
VC-14000-32	14.000	355.60	14.22	361.19	2.000	50.80	18	n/a	n/a
VC-14250-32	14.250	361.95	14.47	367.54	2.000	50.80	25	n/a	n/a
VC-14500-32	14.500	368.30	14.72	373.89	2.000	50.80	25	n/a	n/a
VC-15000-32	15.000	381.00	15.22	386.59	2.000	50.80	25	n/a	n/a
VC-15625-32	15.625	396.88	15.84	402.46	2.000	50.80	25	n/a	n/a
VC-15875-32	15.875	403.23	16.11	409.32	2.000	50.80	25	n/a	n/a
VC-16000-32	16.000	406.40	16.24	412.50	2.000	50.80	20	n/a	n/a
VC-16500-32	16.500	419.10	16.74	425.20	2.000	50.80	25	n/a	n/a
VC-17375-40	17.375	441.33	17.61	447.42	2.500	63.50	25	n/a	n/a
VC-18000-40	18.000	457.20	18.24	463.30	2.500	63.50	15	n/a	n/a
VC-19000-40	19.000	482.60	19.24	488.70	2.500	63.50	15	n/a	n/a
VC-20000-40	20.000	508.00	20.24	514.10	2.500	63.50	15	n/a	n/a
VC-21000-40	21.000	533.40	21.24	539.50	2.500	63.50	15	n/a	n/a
VC-21250-40	21.250	539.75	21.80	542.93	2.500	63.50	15	n/a	n/a
VC-22000-48	22.000	558.80	22.80	563.25	3.000	76.20	5	n/a	n/a
VC-22000-64	22.000	558.80	22.80	563.25	4.000	101.60	5	n/a	n/a
VC-24000-48	24.000	609.60	24.24	615.70	3.000	76.20	20	n/a	n/a

VCF Series



Vinyl Caps with Flanges

VCF Series caps are designed for easy removal with a flange at the closed end large enough to grasp, yet small enough to not interfere with the application.

- Wide range of sizes and colors

Material: Vinyl **Color:** Black
Optional Colors: White, Brown, Orange, Green, Gray, Blue, Red

Note when purchasing:
- VCF-125 is available in lengths up to 1.5"
- VCF-140 through VCF-250 are available in lengths up to 2"
- VCF-281 through VCF-3000 are available in lengths up to 8"

* Sample requests are for parts listed in grid only.

Note: For high temperature applications, see our HVC Series caps.

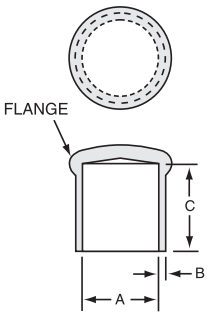

Caplugs No.	Dimensions						Packaging	
	A		B		C		Carton Quantity	Mini Pak Quantity
	In	mm	In	mm	In	mm		
VCF-125-8	.125	3.17	.035	.89	.500	12.70	5000	1000
VCF-125-16	.125	3.17	.035	.89	1.000	25.40	5000	1000
VCF-140-8	.140	3.55	.040	1.02	.500	12.70	5000	1000
VCF-140-16	.140	3.55	.040	1.02	1.000	25.40	5000	1000
VCF-156-8	.156	3.96	.040	1.02	.500	12.70	5000	1000
VCF-156-16	.156	3.96	.040	1.02	1.000	25.40	5000	1000
VCF-172-8	.172	4.36	.040	1.02	.500	12.70	5000	1000
VCF-172-16	.172	4.36	.040	1.02	1.000	25.40	5000	1000
VCF-187-8	.187	4.74	.040	1.02	.500	12.70	5000	1000
VCF-187-16	.187	4.74	.040	1.02	1.000	25.40	5000	1000
VCF-187-24	.187	4.74	.040	1.02	1.500	38.10	4000	800
VCF-203-8	.203	5.15	.045	1.14	.500	12.70	5000	1000
VCF-203-16	.203	5.15	.045	1.14	1.000	25.40	5000	1000
VCF-218-8	.218	5.53	.045	1.14	.500	12.70	5000	1000
VCF-218-16	.218	5.53	.045	1.14	1.000	25.40	5000	1000
VCF-224-8	.224	5.69	.045	1.14	.500	12.70	5000	1000
VCF-224-16	.224	5.69	.045	1.14	1.000	25.40	5000	1000
VCF-234-8	.234	5.94	.045	1.14	.500	12.70	5000	1000
VCF-234-16	.234	5.94	.045	1.14	1.000	25.40	5000	1000
VCF-250-8	.250	6.35	.050	1.27	.500	12.70	5000	1000
VCF-250-16	.250	6.35	.050	1.27	1.000	25.40	5000	1000
VCF-281-8	.281	7.13	.050	1.27	.500	12.70	5000	1000
VCF-281-16	.281	7.13	.050	1.27	1.000	25.40	5000	1000
VCF-304-8	.304	7.72	.055	1.40	.500	12.70	5000	1000
VCF-304-16	.304	7.72	.055	1.40	1.000	25.40	4000	800
VCF-312-8	.312	7.92	.055	1.40	.500	12.70	5000	1000
VCF-312-16	.312	7.92	.055	1.40	1.000	25.40	5000	1000
VCF-312-24	.312	7.92	.055	1.40	1.500	38.10	5000	1000
VCF-343-8	.343	8.71	.055	1.40	.500	12.70	5000	1000
VCF-343-16	.343	8.71	.055	1.40	1.000	25.40	2500	500
VCF-375-8	.375	9.52	.060	1.52	.500	12.70	5000	1000
VCF-375-16	.375	9.52	.060	1.52	1.000	25.40	2500	500
VCF-406-8	.406	10.31	.060	1.52	.500	12.70	5000	1000
VCF-406-16	.406	10.31	.060	1.52	1.000	25.40	2500	500
VCF-437-8	.437	11.09	.060	1.52	.500	12.70	5000	1000
VCF-437-16	.437	11.09	.060	1.52	1.000	25.40	2500	500
VCF-467-8	.467	11.86	.060	1.52	.500	12.70	5000	1000

* For other material and color options, contact customer service.

* Sample requests are for parts listed in grid only.

Vinyl Caps with Flanges (cont.) VCF Series

Caplugs No.	Dimensions						Packaging	
	A		B		C		Carton Quantity	Mini Pak Quantity
	In	mm	In	mm	In	mm		
VCF-467-16	.467	11.86	.060	1.52	1.000	25.40	2500	500
VCF-500-8	.500	12.70	.060	1.52	.500	12.70	5000	1000
VCF-500-16	.500	12.70	.060	1.52	1.000	25.40	2500	500
VCF-531-8	.531	13.48	.060	1.52	.500	12.70	5000	1000
VCF-531-16	.531	13.48	.060	1.52	1.000	25.40	2500	500
VCF-562-8	.562	14.27	.065	1.65	.500	12.70	2500	500
VCF-562-16	.562	14.27	.065	1.65	1.000	25.40	2500	500
VCF-600-8	.600	15.24	.065	1.65	.500	12.70	3000	600
VCF-600-16	.600	15.24	.065	1.65	1.000	25.40	2000	400
VCF-625-8	.625	15.87	.065	1.65	.500	12.70	2500	500
VCF-625-16	.625	15.87	.065	1.65	1.000	25.40	2500	500
VCF-625-24	.625	15.87	.065	1.65	1.500	38.10	2000	400
VCF-640-8	.640	16.26	.065	1.65	.500	12.70	4000	800
VCF-640-16	.640	16.26	.065	1.65	1.000	25.40	2000	400
VCF-665-8	.665	16.89	.065	1.65	.500	12.70	4000	800
VCF-665-16	.665	16.89	.065	1.65	1.000	25.40	2000	400
VCF-687-8	.687	17.44	.065	1.65	.500	12.70	2500	500
VCF-687-16	.687	17.44	.065	1.65	1.000	25.40	1000	200
VCF-750-8	.750	19.05	.065	1.65	.500	12.70	2500	500
VCF-750-16	.750	19.05	.065	1.65	1.000	25.40	1000	200
VCF-812-8	.812	20.62	.065	1.65	.500	12.70	2500	500
VCF-812-16	.812	20.62	.065	1.65	1.000	25.40	1000	200
VCF-812-24	.812	20.62	.065	1.65	1.500	38.10	1000	200
VCF-843-8	.843	21.41	.070	1.79	.500	12.70	2500	500
VCF-843-16	.843	21.41	.070	1.79	1.000	25.40	1000	200
VCF-875-8	.875	22.22	.070	1.79	.500	12.70	2500	500
VCF-875-16	.875	22.22	.070	1.79	1.000	25.40	1000	200
VCF-875-24	.875	22.22	.070	1.79	1.500	38.10	1000	200
VCF-937-8	.937	23.79	.070	1.79	.500	12.70	2500	500
VCF-937-16	.937	23.79	.070	1.79	1.000	25.40	1000	200
VCF-985-8	.985	25.02	.070	1.79	.500	12.70	2000	400
VCF-985-16	.985	25.02	.070	1.79	1.000	25.40	1000	200
VCF-1000-8	1.000	25.40	.070	1.79	.500	12.70	1000	200
VCF-1000-16	1.000	25.40	.070	1.79	1.000	25.10	1000	200
VCF-1000-24	1.000	25.40	.070	1.79	1.500	38.10	1000	200
VCF-1062-16	1.062	26.97	.070	1.79	1.000	25.40	1200	240
VCF-1125-16	1.125	28.57	.070	1.79	1.000	25.40	1200	240
VCF-1187-16	1.187	30.15	.070	1.79	1.000	25.40	1000	200
VCF-1250-16	1.250	31.75	.070	1.79	1.000	25.40	1000	200
VCF-1250-24	1.250	31.75	.070	1.79	1.500	38.10	500	100
VCF-1312-16	1.312	33.32	.070	1.79	1.000	25.40	800	160
VCF-1312-24	1.312	33.32	.070	1.79	1.500	38.10	600	120
VCF-1375-16	1.375	34.92	.070	1.79	1.000	25.40	800	160
VCF-1375-24	1.375	34.92	.070	1.79	1.500	38.10	400	80
VCF-1500-16	1.500	38.10	.070	1.79	1.000	25.40	750	150
VCF-1500-24	1.500	38.10	.070	1.79	1.500	38.10	300	60
VCF-1625-16	1.625	41.27	.070	1.79	1.000	25.40	750	150
VCF-1687-16	1.687	42.84	.070	1.79	1.000	25.40	700	140
VCF-1750-16	1.750	44.45	.070	1.79	1.000	25.40	700	140
VCF-1875-16	1.875	47.62	.070	1.79	1.000	25.40	600	120
VCF-2000-16	2.000	50.80	.070	1.79	1.000	25.40	600	120
VCF-2000-24	2.000	50.80	.070	1.79	1.500	38.10	300	60
VCF-2125-16	2.125	53.98	.070	1.79	1.000	25.40	500	100
VCF-2250-16	2.250	57.15	.070	1.79	1.000	25.40	500	100
VCF-2250-24	2.250	57.15	.070	1.79	1.500	38.10	300	60
VCF-2375-16	2.375	60.33	.070	1.79	1.000	25.40	400	80
VCF-2375-24	2.375	60.33	.070	1.79	1.500	38.10	300	60
VCF-2500-16	2.500	63.50	.070	1.79	1.000	25.40	400	80
VCF-2500-24	2.500	63.50	.070	1.79	1.500	38.10	300	60
VCF-2625-16	2.625	66.68	.070	1.79	1.000	25.40	400	80
VCF-2625-24	2.625	66.68	.070	1.79	1.500	38.10	200	40
VCF-2750-16	2.750	69.85	.070	1.79	1.000	25.40	300	60
VCF-2750-24	2.750	69.85	.070	1.79	1.500	28.10	200	40
VCF-3000-16	3.000	76.20	.070	1.79	1.000	25.40	250	50
VCF-3000-24	3.000	76.20	.070	1.79	1.500	38.10	250	50

VFC Series



Flexible Vinyl Caps with Flat Pull-Tab for Easy Removal

VFC Series vinyl caps feature a long flat tab centered at the top of the closure, which allows for easy removal of the cap.

Material: Vinyl **Color:** Black and Red
Optional Colors: White, Brown, Orange, Green, Gray, Blue, Yellow

Note when purchasing:
- VFC-140 through VFC-240 are available in lengths up to 1.5".
- VFC-396-8 through VFC-1605 are available in lengths up to 4", with the exception of VFC-522 (2") and VFC-735 (2").

* Sample requests are for parts listed in grid only.

Note: For high temperature applications, see our HFC Series caps.

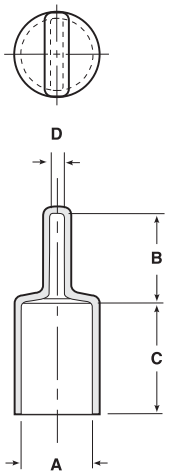

* For other material and color options, contact customer service.

† Mini and Micro Paks available in standard color.
‡ Minimum order for Micro Paks is 2.

Flexible Vinyl Caps with Flat Pull-Tab for Easy Removal

VFC Series

Caplugs No.	Dimensions								Packaging		
	A		B		C		D		Carton Quantity	Mini Pak † Quantity	Micro Pak ‡ Quantity
	In	mm	In	mm	In	mm	In	mm			
VFC-140-8	.140	3.56	.500	12.70	.500	12.70	.062	1.57	5000	1000	n/a
VFC-140-16	.140	3.56	.500	12.70	1.000	25.40	.062	1.57	5000	1000	n/a
VFC-180-8	.180	4.57	.500	12.70	.500	12.70	.062	1.57	5000	1000	n/a
VFC-180-16	.180	4.57	.500	12.70	1.000	25.40	.062	1.57	5000	1000	100
VFC-207-8	.207	5.25	.625	15.88	.500	12.70	.125	3.18	5000	1000	n/a
VFC-207-16	.207	5.25	.625	15.88	1.000	25.40	.125	3.18	5000	1000	n/a
VFC-240-8	.240	6.09	.625	15.88	.500	12.70	.125	3.18	5000	1000	n/a
VFC-240-16	.240	6.09	.625	15.88	1.000	25.40	.125	3.18	5000	1000	n/a
VFC-302-8	.302	7.67	.625	15.88	.500	12.70	.125	3.18	4000	800	n/a
VFC-302-16	.302	7.67	.625	15.88	1.000	25.40	.125	3.18	4000	800	n/a
VFC-365-8	.365	9.27	.625	15.88	.500	12.70	.125	3.18	5000	1000	n/a
VFC-365-12	.365	9.27	.625	15.88	.750	19.05	.125	3.18	3000	600	n/a
VFC-365-16	.365	9.27	.625	15.88	1.000	25.40	.125	3.18	2500	500	n/a
VFC-396-8	.396	10.05	.625	15.88	.500	12.70	.125	3.18	3000	600	n/a
VFC-396-16	.396	10.05	.625	15.88	1.000	25.40	.125	3.18	3000	600	n/a
VFC-410-8	.410	10.41	.687	17.45	.500	12.70	.500	3.18	3000	600	n/a
VFC-410-16	.410	10.41	.687	17.45	1.000	25.40	1.000	3.18	2000	400	50
VFC-427-8	.427	10.84	.625	15.88	.500	12.70	.125	3.18	3000	600	n/a
VFC-427-16	.427	10.84	.625	15.88	1.000	25.40	.125	3.18	2500	500	50
VFC-470-8	.470	11.93	.625	15.88	.500	12.70	.125	3.18	2000	400	n/a
VFC-470-16	.470	11.93	.625	15.88	1.000	25.40	.125	3.18	2000	400	n/a
VFC-490-8	.490	12.44	.625	15.88	.500	12.70	.125	3.18	2500	500	n/a
VFC-490-16	.490	12.44	.625	15.88	1.000	25.40	.125	3.18	1500	300	n/a
VFC-521-8	.521	13.23	.625	15.88	.500	12.70	.125	3.18	2000	400	n/a
VFC-521-16	.521	13.23	.625	15.88	1.000	25.40	.125	3.18	1500	300	50
VFC-552-8	.552	14.02	.687	17.45	.500	12.70	.125	3.18	3000	600	n/a
VFC-552-12	.552	14.02	.687	17.45	.750	19.05	.125	3.18	2000	400	n/a
VFC-552-16	.552	14.02	.687	17.45	1.000	25.40	.125	3.18	1500	300	n/a
VFC-590-8	.590	14.98	.625	15.88	.500	12.70	.125	3.18	1500	300	n/a
VFC-590-16	.590	14.98	.625	15.88	1.000	25.40	.125	3.18	1500	300	50
VFC-615-8	.615	15.62	.687	17.45	.500	12.70	.125	3.18	2000	400	n/a
VFC-615-16	.615	15.62	.687	17.45	1.000	25.40	.125	3.18	2000	400	n/a
VFC-677-8	.677	17.19	.687	17.45	.500	12.70	.125	3.18	1000	200	n/a
VFC-677-16	.677	17.19	.687	17.45	1.000	25.40	.125	3.18	1000	200	25
VFC-735-8	.735	18.66	.812	20.63	.500	12.70	.187	4.75	1000	200	n/a
VFC-735-12	.735	18.66	.812	20.63	.750	19.05	.187	4.75	1250	250	n/a
VFC-735-16	.735	18.66	.812	20.63	1.000	25.40	.187	4.75	1000	200	n/a
VFC-797-8	.797	20.24	.812	20.63	.500	12.70	.187	4.75	900	180	n/a
VFC-797-16	.797	20.24	.812	20.63	1.000	25.40	.187	4.75	900	180	25
VFC-865-8	.865	21.97	.843	21.41	.500	12.70	.187	4.75	1000	200	n/a
VFC-865-16	.865	21.97	.843	21.41	1.000	25.40	.187	4.75	800	160	n/a
VFC-990-8	.990	25.14	.875	22.23	.500	12.70	.187	4.75	600	120	n/a
VFC-990-16	.990	25.14	.875	22.23	1.000	25.40	.187	4.75	600	120	25
VFC-1230-16	1.230	31.24	1.125	28.58	1.000	25.40	.187	4.75	500	100	n/a
VFC-1230-24	1.230	31.24	1.125	28.58	1.500	38.10	.187	4.75	500	100	n/a
VFC-1605-16	1.605	40.76	1.250	31.75	1.000	25.40	2.500	6.35	400	80	n/a
VFC-1605-24	1.605	40.76	1.250	31.75	1.500	38.10	2.500	6.35	400	80	n/a

VFT Series

Vinyl Caps with Flat Ergonomic Pull-Tab

VFT Series vinyl caps with flat ergonomic pull-tab feature the standard vinyl part in a second vinyl material that offers a textured finish for an even greater degree of control. The second coat of vinyl grips to hands or gloves 80% better than traditional pull tabs.

- Wide range of sizes

Material: Vinyl **Color:** Red with Black Texture
Optional Colors: White, Brown, Orange, Green, Gray, Blue, Yellow, Black with Black Texture. Textured second coat is only available in black.

Note: Only one color available when sampling.

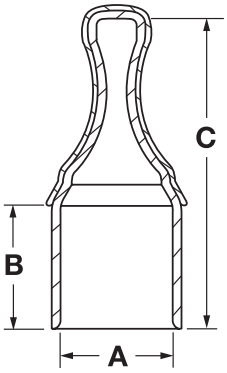

* For other material and color options, contact customer service.

Vinyl Caps with Flat Ergonomic Pull-Tab VFT Series

Caplugs No.	Dimensions						Packaging	
	A		B		C		Carton Quantity	Mini Pak Quantity
	In	mm	In	mm	In	mm		
VFT-187-12	.187	4.75	.750	19.05	1.228	31.19	10000	2000
VFT-218-12	.218	5.54	.750	19.05	1.254	31.85	5000	1000
VFT-240-12	.240	6.10	.750	19.05	1.270	32.26	5000	1000
VFT-250-12	.250	6.35	.750	19.05	1.278	32.46	5000	1000
VFT-312-8	.312	7.92	.500	12.70	1.245	31.62	5000	1000
VFT-320-10	.320	8.13	.625	15.88	1.325	33.66	8000	1000
VFT-365-12	.365	9.27	.750	19.05	1.625	41.28	4000	800
VFT-375-8	.375	9.53	.500	12.70	1.425	36.20	5000	1000
VFT-386-12	.386	9.80	.750	19.05	1.625	41.28	3000	600
VFT-406-8	.406	10.31	.500	12.70	1.150	29.21	4000	800
VFT-420-10	.420	10.67	.625	15.88	1.365	34.67	5000	1000
VFT-427-12	.427	10.85	.750	19.05	1.625	41.28	3000	600
VFT-437-8	.437	11.10	.500	12.70	1.255	31.88	5000	1000
VFT-450-6	.450	11.43	.375	9.53	1.275	32.39	8000	1000
VFT-460-12	.460	11.68	.750	19.05	1.625	41.28	3000	600
VFT-470-8	.470	11.94	.500	12.70	1.280	32.51	3000	600
VFT-490-12	.490	12.45	.750	19.05	1.625	41.28	2500	500
VFT-500-8	.500	12.70	.500	12.70	1.425	36.20	5000	1000
VFT-521-12	.521	13.23	.750	19.05	1.750	44.45	2000	400
VFT-530-10	.530	13.46	.625	15.88	1.125	28.58	4000	800
VFT-552-12	.552	14.02	.750	19.05	1.750	44.45	2000	400
VFT-562-12	.562	14.27	.750	19.05	1.813	46.05	2000	400
VFT-595-10	.595	15.11	.625	15.88	1.525	38.74	2500	500
VFT-615-12	.615	15.62	.750	19.05	1.813	46.05	1000	200
VFT-625-12	.625	15.88	.750	19.05	1.813	46.05	1500	300
VFT-656-12	.656	16.66	.750	19.05	1.813	46.05	1500	300
VFT-677-12	.677	17.20	.750	19.05	1.813	46.05	1500	300
VFT-687-12	.687	17.45	.750	19.05	1.813	46.05	1500	300
VFT-695-12	.695	17.65	.750	19.05	1.813	46.05	1500	300
VFT-703-12	.703	17.86	.750	19.05	1.813	46.05	1000	200
VFT-717-16	.717	18.21	1.000	25.40	2.130	54.10	1000	200
VFT 735-12	.735	18.67	.750	19.05	1.813	46.05	1000	200
VFT 740-12	.740	18.80	.750	19.05	1.813	46.05	1000	200
VFT-750-12	.750	19.05	.750	19.05	1.635	41.53	3000	600
VFT 797-12	.797	20.24	.750	19.05	1.813	46.05	1000	200
VFT 812-12	.812	20.62	.750	19.05	1.938	49.23	1000	200
VFT 835-12	.835	21.21	.750	19.05	1.938	49.23	1000	200
VFT 843-12	.843	21.41	.750	19.05	1.938	49.23	1000	200
VFT 865-12	.865	21.97	.750	19.05	1.938	49.23	1000	200
VFT 875-12	.875	22.23	.750	19.05	1.938	49.23	1000	200
VFT 950-14	.950	24.13	.875	22.23	2.140	54.36	750	150
VFT 990-12	.990	25.15	.750	19.05	2.062	52.37	900	180
VFT-1000-10	1.000	25.40	.625	15.88	1.600	40.64	2500	500
VFT 1048-12	1.048	26.62	.750	19.05	2.125	53.98	750	150
VFT 1062-12	1.062	26.97	.750	19.05	2.125	53.98	700	140
VFT-1125-12	1.125	28.58	.750	19.05	1.775	45.09	2000	400
VFT 1240-12	1.240	31.50	.750	19.05	2.125	53.98	600	120
VFT 1250-12	1.250	31.75	.750	19.05	2.125	53.98	600	120
VFT 1500-12	1.500	38.10	.750	19.05	2.125	53.98	500	100
VFT 1625-12	1.625	41.28	.750	19.05	2.125	53.98	400	80

VFE Series

Vinyl Caps with Flat Ergonomic Pull-Tab

VFE Series vinyl caps with a flat ergonomic pull-tab offer an easier gripping surface and require less pull for removal.

Material: Vinyl **Color:** Black, Red
Optional Colors: White, Brown, Orange, Green, Gray, Blue, Yellow

Note:
The VFE Series is available in all sizes shown on previous page under the VFT Series.

Only one color per part number available when sampling.

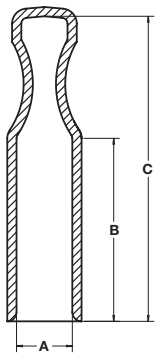

VIF Series

Vinyl "I" Metal Frame Caps

VIF Series vinyl "I" metal frame caps feature a unique design that offers exceptional protection for metal "I" shaped frames. The caps greatly reduce the risk of injury from sharp metal edges.

Material: Vinyl **Color:** Green
Optional Colors: White, Black, Brown, Orange, Red, Gray, Blue, Yellow

FLEX500® Several vinyl series are available in temperature-resistant Flex500.®

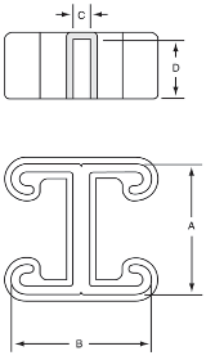

VMF Series

Vinyl "U" Metal Frame Caps

VMF Series vinyl "U" metal frame caps feature a unique design that offers exceptional protection for metal "U" shaped frames. The caps greatly reduce the risk of injury from sharp metal edges.

Material: Vinyl **Color:** Green
Optional Colors: White, Black, Brown, Orange, Red, Gray, Blue, Yellow

FLEX500® Several vinyl series are available in temperature-resistant Flex500.®

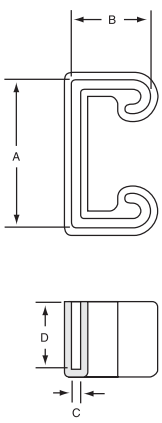

* For other material and color options, contact customer service.

Vinyl Caps with Flat Ergonomic Pull-Tab VFE Series

Caplugs No.	Dimensions						Packaging	
	A		B		C		Carton Quantity	Mini Pak Quantity
	In	mm	In	mm	In	mm		
VFE-312-8	.312	7.92	.500	12.70	1.245	31.62	5000	1000
VFE-320-10	.320	8.13	.625	15.88	1.325	33.66	8000	1000
VFE-375-8	.375	9.53	.500	12.70	1.425	36.20	5000	1000
VFE-406-8	.406	10.31	.500	12.70	1.150	29.21	5000	1000
VFE-420-10	.420	10.67	.625	15.88	1.365	34.67	5000	1000
VFE-437-8	.437	11.10	.500	12.70	1.255	31.88	5000	1000
VFE-450-6	.450	11.43	.375	9.53	1.275	32.39	8000	1000
VFE-470-8	.470	11.94	.500	12.70	1.280	32.51	5000	1000
VFE-500-8	.500	12.70	.500	12.70	1.425	36.20	5000	1000
VFE-530-10	.530	13.46	.625	15.88	1.125	28.58	4000	800
VFE-595-10	.595	15.11	.625	15.88	1.525	38.73	2500	500
VFE-717-16	.717	18.21	1.000	15.88	2.130	54.10	2000	400
VFE-750-12	.750	19.05	.750	19.05	1.635	41.53	3000	600
VFE-875-12	.875	22.23	.750	19.05	1.940	49.28	1500	300
VFE-950-14	.950	24.13	.875	15.88	2.140	54.36	1250	250
VFE-1000-10	1.000	25.40	.625	15.88	1.600	40.64	2500	500
VFE-1125-12	1.125	28.58	.750	19.05	1.775	45.09	2000	400

Vinyl "I" Metal Frame Caps VIF Series

Caplugs No.	Dimensions								Packaging	
	A		B		C		D		Carton Quantity	Mini Pak Quantity
	In	mm	In	mm	In	mm	In	mm		
VIF-1625x1625x14-12	1.625	41.27	1.625	41.27	.080	2.03	.750	19.05	300	60
VIF-1625x1750x12-12	1.625	41.27	1.750	44.45	.080	2.03	.750	19.05	300	60
VIF-1625x2750x12-12	1.625	41.27	2.750	69.85	.080	2.03	.750	19.05	300	60
VIF-1625x3250x12-12	1.625	41.27	3.250	82.55	.080	2.03	.750	19.05	200	40

Vinyl "U" Metal Frame Caps VMF Series

Caplugs No.	Dimensions								Packaging	
	A		B		C		D		Carton Quantity	Mini Pak Quantity
	In	mm	In	mm	In	mm	In	mm		
VMF-1250x750x14-12	1.250	31.75	.750	19.05	.080	2.03	.750	19.05	700	140
VMF-1250x1250x14-12	1.250	31.75	1.250	31.75	.080	2.03	.750	19.05	500	100
VMF-1625x812x14-12	1.625	41.27	.812	20.62	.080	2.03	.750	19.05	600	120
VMF-1625x875x12-12	1.625	41.27	.875	22.22	.080	2.03	.750	19.05	600	120
VMF-1625x1375x12-12	1.625	41.27	1.375	34.92	.080	2.03	.750	19.05	500	100
VMF-1625x1625x12-12	1.625	41.27	1.625	41.27	.080	2.03	.750	19.05	400	80
VMF-1625x2437x12-12	1.625	41.27	2.430	61.72	.080	2.03	.750	19.05	300	60
VMF-1625x3250x12-12	1.625	41.27	3.250	82.55	.080	2.03	.750	19.05	300	60

VRF Series

Vinyl Rectangular Caps and Grips (flat end)

VRF Series vinyl rectangular finishing caps and grips (flat end) slip on quickly and maintain a snug fit. The caps have many applications including handle grips, paint shields, end caps and electronics covers.

- Printing is available
- New sizes are always being added

Material: Vinyl **Color:** Black
Optional Colors: White, Brown, Orange, Red, Green, Gray, Blue, Yellow

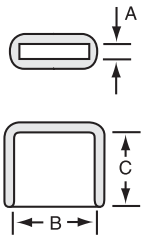

Note when purchasing:
- VRF-040x250 through VRF-062x500 are available in lengths up to 1".
- VRF-062x875 through VRF-062x3000 are available in lengths up to 3-1/2".
- VRF-080x375 through VRF-3000x4000 are available in lengths up to 8".
- Lengths (C Dimension) are available in 1/16" (1.6mm) increments. Length tolerance is ±1/16" (1.6mm).
- Sample requests are for parts listed in chart only.

FLEX500® Several vinyl series are available in temperature-resistant Flex500.®

Note: Most VRF parts can be pad printed with your company logo or product name in a variety of colors.

Caplugs No.	Dimensions						Packaging	
	A		B		C		Carton Quantity	Mini Pak Quantity
	In	mm	In	mm	In	mm		
VRF-040x250-8	.040	1.01	.250	6.35	.500	12.70	5000	1000
VRF-040x990-16	.040	1.01	.990	25.15	1.000	25.40	5000	1000
VRF-062x250-16	.062	1.57	.250	6.35	1.000	25.40	5000	1000
VRF-062x375-16	.062	1.57	.375	9.52	1.000	25.40	5000	1000
VRF-062x500-16	.062	1.57	.500	12.70	1.000	25.40	4000	800
VRF-062x650-16	.062	1.57	.650	16.51	1.000	25.40	1000	200
VRF-062x875-16	.062	1.57	.875	22.23	1.000	25.40	1000	200
VRF-062x1125-16	.062	1.57	1.125	28.58	1.000	25.40	2500	500
VRF-062x1170-16	.062	1.57	1.170	29.71	1.000	25.40	1500	300
VRF-062x3000-16	.062	1.57	3.000	76.20	1.000	25.40	900	180
VRF-062x3500-16	.062	1.57	3.500	88.90	1.000	25.40	500	100
VRF-080x375-16	.080	2.03	.375	9.52	1.000	25.40	5000	1000
VRF-090x800-16	.090	2.28	.800	20.32	1.000	25.40	2500	500
VRF-090x1000-16	.090	2.28	1.000	25.40	1.000	25.40	2000	400
VRF-100x1145-16	.100	2.54	1.145	29.08	1.000	25.40	2000	400
VRF-125x250-16	.125	3.17	.250	6.35	1.000	25.40	5000	1000
VRF-125x468-16	.125	3.17	.468	11.89	1.000	25.40	4000	800
VRF-125x500-16	.125	3.17	.500	12.70	1.000	25.40	4000	800
VRF-125x750-16	.125	3.17	.750	19.05	1.000	25.40	2000	400
VRF-125x875-16	.125	3.17	.875	22.22	1.000	25.40	2000	400
VRF-125x1000-16	.125	3.17	1.000	25.40	1.000	25.40	2000	400
VRF-125x1250-16	.125	3.17	1.250	31.75	1.000	25.40	1500	300
VRF-125x1500-16	.125	3.17	1.500	38.10	1.000	25.40	1000	200
VRF-125x2000-16	.125	3.17	2.000	50.80	1.000	25.40	1000	200
VRF-187x500-16	.187	4.74	.500	12.70	1.000	25.40	3000	600
VRF-187x625-16	.187	4.74	.625	15.87	1.000	25.40	3000	600
VRF-187x687-16	.187	4.74	.687	17.44	1.000	25.40	2500	500
VRF-187x1000-16	.187	4.74	1.000	25.40	1.000	25.40	1500	300
VRF-187x1250-16	.187	4.74	1.250	31.75	1.000	25.40	1500	300
VRF-187x1500-16	.187	4.74	1.500	38.10	1.000	25.40	1000	200
VRF-187x1937-16	.187	4.74	1.937	49.19	1.000	25.40	1000	200
VRF-235x795-8**	.235	5.97	.795	20.19	.500	12.70	3000	600
VRF-250x500-16	.250	6.35	.500	12.70	1.000	25.40	3000	600
VRF-250x562-16	.250	6.35	.562	14.27	1.000	25.40	2500	500
VRF-250x625-16	.250	6.35	.625	15.87	1.000	25.40	2500	500
VRF-250x750-16	.250	6.35	.750	19.05	1.000	25.40	2000	400

* For other material and color options, contact customer service.

**Radius edges †Can be used for waveguide protection.

Vinyl Rectangular Caps and Grips (flat end) (cont.) VRF Series

Caplugs No.	Dimensions						Packaging	
	A		B		C		Carton Quantity	Mini Pak Quantity
	In	mm	In	mm	In	mm		
VRF-250x875-16	.250	6.35	.875	22.22	1.000	25.40	2000	400
VRF-250x1000-16	.250	6.35	1.000	25.40	1.000	25.40	1500	300
VRF-250x1125-16	.250	6.35	1.125	28.58	1.000	25.40	1500	300
VRF-250x1250-16	.250	6.35	1.250	31.75	1.000	25.40	1000	200
VRF-250x1312-16	.250	6.35	1.312	33.32	1.000	25.40	1000	200
VRF-250x1500-16	.250	6.35	1.500	38.10	1.000	25.40	1000	200
VRF-250x1750-16	.250	6.35	1.750	44.45	1.000	25.40	1000	200
VRF-250x2000-16	.250	6.35	2.000	50.80	1.000	25.40	900	180
VRF-290x344-8	.290	7.37	.344	48.74	.500	12.70	5000	1000
VRF-290x344-16	.290	7.37	.344	8.74	1.000	25.40	3000	600
VRF-312x1250-16	.312	7.92	1.250	31.75	1.000	25.40	1000	200
VRF-312x1500-16	.312	7.92	1.500	38.10	1.000	25.40	1000	200
VRF-350x2900-16	.350	8.89	2.900	73.66	1.000	25.40	600	120
VRF-375x625-16	.375	9.52	.625	15.87	1.000	25.40	2000	400
VRF-375x1000-16	.375	9.52	1.000	25.40	1.000	25.40	1500	300
VRF-375x1125-16	.375	9.52	1.125	28.12	1.000	25.40	1000	200
VRF-375x1250-16	.375	9.52	1.250	31.75	1.000	25.40	1000	200
VRF-375x1500-16	.375	9.52	1.500	38.10	1.000	25.40	1000	200
VRF-375x7875-16	.375	9.52	7.875	200.03	1.000	25.40	250	50
VRF-500x625-16	.500	12.70	.625	15.87	1.000	25.40	1500	300
VRF-500x750-16	.500	12.70	.750	19.05	1.000	25.40	1500	300
VRF-500x1250-16	.500	12.70	1.250	31.75	1.000	25.40	1000	200
VRF-500x1500-16	.500	12.70	1.500	38.10	1.000	25.40	1000	200
VRF-500x2000-16	.500	12.70	2.000	50.80	1.000	25.40	800	160
VRF-500x3375-16	.500	12.70	3.375	85.72	1.000	25.40	500	100
VRF-625x1750-16	.625	15.87	1.750	44.45	1.000	25.40	800	160
VRF-625x2000-16	.625	15.87	2.000	50.80	1.000	25.40	1000	200
VRF-625x6500-16	.625	15.87	6.500	165.10	1.000	25.40	300	60
VRF-750x1000-16	.750	19.05	1.000	25.40	1.000	25.40	1000	200
VRF-750x1125-16	.750	19.05	1.125	28.57	1.000	25.40	1000	200
VRF-750x1500-16	.750	19.05	1.500	38.10	1.000	25.40	1500	300
VRF-750x2500-16	.750	19.05	2.500	63.50	1.000	25.40	500	100
VRF-750x3125-20	.750	19.05	3.125	79.38	1.250	31.80	500	100
VRF-750x4000-20	.750	19.05	4.000	101.60	1.250	31.80	250	50
VRF-825x1900-16	.825	20.19	1.900	48.26	1.000	25.40	1000	200
VRF-960x3350-16	.960	24.38	3.350	85.09	1.000	25.40	250	50
VRF-1000x1500-16	1.000	25.40	1.500	38.10	1.000	25.40	1000	200
VRF-1000x2000-16	1.000	25.40	2.000	50.80	1.000	25.40	600	120
VRF-1062x2500-16	1.062	26.97	2.500	63.50	1.000	25.40	500	100
VRF-1375x2020-8†	1.375	34.93	2.020	51.31	.500	12.70	1000	200
VRF-1500x2400-16	1.500	38.10	2.400	60.96	1.000	25.40	250	50
VRF-1500x2750-16	1.500	38.10	2.750	69.85	1.000	25.40	400	80
VRF-1500x3000-16**	1.500	38.10	3.000	76.20	1.000	25.40	400	80
VRF-1500x3125-16	1.500	38.10	3.125	79.38	1.000	25.40	250	50
VRF-1530x2280-8†	1.530	38.86	2.280	57.91	.500	12.70	750	150
VRF-1750x2500-8†	1.750	44.45	2.500	63.50	.500	12.70	750	150
VRF-1780x2780-8†	1.780	45.21	2.780	70.61	.500	12.70	500	100
VRF-1940x2690-8†	1.940	49.28	2.690	68.33	.500	12.70	500	100
VRF-2000x3160-8†	2.000	50.80	3.160	60.26	.500	12.70	500	100
VRF-2000x3000-16	2.000	50.80	3.000	76.20	1.000	25.40	300	60
VRF-2000x3500-16	2.000	50.80	3.500	88.90	1.000	25.40	250	50
VRF-2000x4000-16	2.000	50.80	4.000	101.60	1.000	25.40	250	50
VRF-2000x6000-24	2.000	50.80	6.000	152.40	1.500	38.10	150	30
VRF-2340x3840-8†	2.340	59.44	3.480	88.39	.500	12.70	250	50
VRF-2500x3500-8†	2.500	63.50	3.500	88.90	.500	12.70	250	50
VRF-2500x3000-16	2.500	63.50	3.000	76.20	1.000	25.40	250	50
VRF-2750x3880-8†	2.750	69.85	3.880	98.55	.500	12.70	250	50
VRF-3000x4500-8†	3.000	76.20	4.500	114.30	.500	12.70	250	50
VRF-3000x4000-24**	3.000	76.20	4.000	101.60	1.500	38.10	150	30

VRR Series



Vinyl Rectangular Caps and Grips (round end)

VRR Series vinyl rectangular finishing caps and grips (round end) slip on quickly and maintain a snug fit. The caps have many applications including handle grips, paint shields, end caps and electronics covers.

- Printing is available
- New sizes are always being added

Material: Vinyl **Color:** Black
Optional Color: White, Brown, Orange, Red, Green, Gray, Blue, Yellow

Note when purchasing:
- VRR-062x312 through VRR-062x1188 are available in lengths up to 4".
- VRR-090x875 through VRR-500x1000 are available in lengths up to 7-1/2".
- Lengths (C Dimension) are available in 1/16" (1.6mm) increments. Length tolerance is ±1/16" (1.6mm).
- Sample requests are for parts listed in chart only.

FLEX500® Several vinyl series are available in temperature-resistant Flex500.®

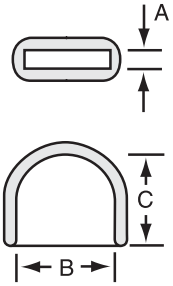

Note: Most VRR parts can be pad printed with your company logo or product name in a variety of colors.

VS Series

Vinyl Squeeze Pull Caps

VS Series vinyl squeeze pull caps are used extensively in the aircraft industry to protect UNJF threads. The removal process is made easier by squeezing the uniquely engineered pull-tab, which opens the bottom of the cap slightly.

Material: Vinyl **Color:** Green

FLEX500® Several vinyl series are available in temperature-resistant Flex500.®

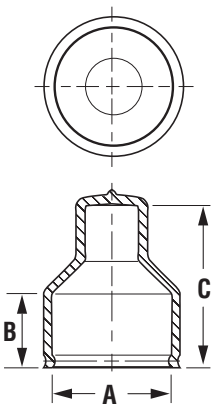

* For other material and color options, contact customer service.

Vinyl Rectangular Caps and Grips (round end) VRR Series

Caplugs No.	Dimensions						Packaging	
	A		B		C		Carton Quantity	Mini Pak Quantity
	In	mm	In	mm	In	mm		
VRR-062x312-16	.062	1.57	.312	7.92	1.000	25.40	5000	1000
VRR-062x375-16	.062	1.57	.375	9.52	1.000	25.40	5000	1000
VRR-062X437-16	.062	1.57	.437	11.09	1.000	25.40	5000	1000
VRR-062x468-16	.062	1.57	.468	11.88	1.000	25.40	5000	1000
VRR-062x500-16	.062	1.57	.500	12.70	1.000	25.40	4000	800
VRR-062x625-16	.062	1.57	.625	15.87	1.000	25.40	4000	800
VRR-062x750-16	.062	1.57	.750	19.05	1.000	25.40	3000	600
VRR-062x875-16	.062	1.57	.875	22.22	1.000	25.40	2500	500
VRR-062x1000-16	.062	1.57	1.000	25.40	1.000	25.40	1500	300
VRR-062x1188-16	.062	1.57	1.188	30.17	1.000	25.40	1500	300
VRR-090x875-16	.090	2.28	.875	22.22	1.000	25.40	2000	400
VRR-125X375-16	.125	3.17	.375	9.52	1.000	25.40	5000	1000
VRR-125x500-16	.125	3.17	.500	12.70	1.000	25.40	4000	800
VRR-125x625-16	.125	3.17	.625	15.87	1.000	25.40	3000	600
VRR-125x750-16	.125	3.17	.750	19.05	1.000	25.40	2000	400
VRR-125x875-16	.125	3.17	.875	22.22	1.000	25.40	2000	400
VRR-125x1000-16	.125	3.17	1.000	25.40	1.000	25.40	2000	400
VRR-125x1250-16	.125	3.17	1.250	31.75	1.000	25.40	1500	300
VRR-160X1250-16	.160	4.06	1.250	31.75	1.000	25.40	1500	300
VRR-187x375-16	.187	4.74	.375	9.52	1.000	25.40	4000	800
VRR-187x625-16	.187	4.74	.625	15.87	1.000	25.40	3000	600
VRR-187x1000-16	.187	4.74	1.000	25.40	1.000	25.40	1500	300
VRR-187x1500-16	.187	4.74	1.500	38.10	1.000	25.40	1000	200
VRR-187x2000-16	.187	4.74	2.000	50.80	1.000	25.40	1000	200
VRR-250x375-16	.250	6.35	.375	9.52	1.000	25.40	4000	800
VRR-250x500-16	.250	6.35	.500	12.70	1.000	25.40	3000	600
VRR-250x750-16	.250	6.35	.750	19.12	1.000	25.40	2000	400
VRR-250x1000-16	.250	6.35	1.000	25.40	1.000	25.40	1500	300
VRR-250x1250-16	.250	6.35	1.250	31.75	1.000	25.40	1000	200
VRR-250x1500-16	.250	6.35	1.500	38.10	1.000	25.40	1000	200
VRR-312x625-16	.312	7.92	.625	15.87	1.000	25.40	2000	400
VRR-312x1781-16	.312	7.92	1.781	45.23	1.000	25.40	1000	200
VRR-375x500-16	.375	9.52	.500	12.70	1.000	25.40	2500	500
VRR-375x875-16	.375	9.52	.875	22.22	1.000	25.40	1500	300
VRR-500x1000-16	.500	12.70	1.000	25.40	1.000	25.40	1000	200
VRR-500x1500-16	.500	12.70	1.500	38.10	1.000	25.40	1000	200
VRR-1170x1340-16	1.170	29.72	1.340	34.04	1.000	25.40	1000	200

Vinyl Squeeze Pull Caps VS Series

Caplugs No.	Dimensions							Packaging	
	To Cap Thread Size	A		B		C		Carton Quantity	Mini Pak Quantity
		In	mm	In	mm	In	mm		
VS-875	7/8	.857	21.77	.60	15.24	1.26	32.00	1750	350
VS-1063	1-1/16	1.041	26.44	.64	16.26	1.38	35.05	1250	250
VS-1313	1-5/16	1.307	33.20	.70	17.78	1.61	40.89	750	150
VS-1625	1-5/8	1.591	40.41	.76	19.30	1.63	41.40	600	120

VSC Series



Vinyl Square Caps

VSC Series vinyl square caps are designed for use with square tubing. The caps are strong and tough, yet flexible enough to stretch out for a perfect fit.

- Available in a wide range of sizes
- Excellent finishing parts

Material: Vinyl **Color:** Black
Optional Colors: White, Brown, Orange, Green, Gray, Blue, Yellow, Red

Note when purchasing:
- VSC-250 through VSC-750 are available in lengths up to 4".
- VSC-1000 through VSC-4000 are available in lengths up to 8".
- Sample requests are for parts listed in chart only.

FLEX500® Several vinyl series are available in temperature-resistant Flex500.®



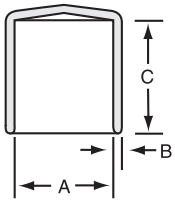

* For other material and color options, contact customer service.

**Radius edges †Can be used for waveguide protection

Vinyl Square Caps VSC Series

Caplugs No.	Dimensions						Packaging	
	A		B		C		Carton Quantity	Mini Pak Quantity
	In	mm	In	mm	In	mm		
VSC-250-8	.250	6.35	.050	1.27	.500	12.70	5000	1000
VSC-250-16	.250	6.35	.050	1.27	1.000	25.40	5000	1000
VSC-312-8	.312	7.92	.050	1.27	.500	12.70	5000	1000
VSC-312-16	.312	7.92	.050	1.27	1.000	25.40	5000	1000
VSC-375-8	.375	9.53	.050	1.27	.500	12.70	2500	500
VSC-375-16	.375	9.53	.050	1.27	1.000	25.40	2500	500
VSC-437-8	.437	11.10	.065	1.65	.500	12.70	5000	1000
VSC-437-16	.437	11.10	.065	1.65	1.000	25.40	5000	1000
VSC-500-8	.500	12.70	.065	1.65	.500	12.70	3000	600
VSC-500-16	.500	12.70	.065	1.65	1.000	25.40	2000	400
VSC-625-8	.625	15.87	.065	1.65	.500	12.70	2500	500
VSC-625-16	.625	15.87	.065	1.65	1.000	25.40	1500	300
VSC-750-8†	.750	19.05	.065	1.65	.500	12.70	2000	400
VSC-750-16	.750	19.05	.065	1.65	1.000	25.40	1000	200
VSC-875-8†	.870	22.22	.065	1.65	.500	12.70	1000	200
VSC-875-14	.870	22.22	.065	1.65	.870	22.22	1000	200
VSC-1000-8	1.000	25.40	.065	1.65	.500	12.70	1500	300
VSC-1000-16	1.000	25.40	.065	1.65	1.000	25.40	900	180
VSC-1250-8	1.250	31.75	.065	1.65	.500	12.70	1000	200
VSC-1250-16	1.250	31.75	.065	1.65	1.000	25.40	700	140
VSC-1310-8†	1.310	33.27	.065	1.65	.500	12.70	1000	200
VSC-1375-8	1.375	34.93	.065	1.65	.500	12.70	1000	200
VSC-1375-16	1.375	34.93	.065	1.65	1.000	25.40	750	150
VSC-1500-8†	1.500	38.10	.065	1.65	.500	12.70	900	180
VSC-1500-16	1.500	38.10	.065	1.65	1.000	25.40	600	120
VSC-1625-8†**	1.625	41.28	.065	1.65	.500	12.70	1000	200
VSC-1625-16**	1.625	41.28	.065	1.65	1.000	25.40	500	100
VSC-1750-8	1.750	44.45	.065	1.65	.500	12.70	700	140
VSC-1750-16	1.750	44.45	.065	1.65	1.000	25.40	500	100
VSC-1875-8†	1.875	47.62	.065	1.65	.500	12.70	600	120
VSC-1875-16	1.875	47.62	.065	1.65	1.000	25.40	400	80
VSC-2000-8	2.000	50.80	.065	1.65	.500	12.70	600	120
VSC-2000-16	2.000	50.80	.065	1.65	1.000	25.40	400	80
VSC-2500-16	2.500	63.50	.065	1.65	1.000	25.40	300	60
VSC-3000-16	3.000	76.20	.080	2.03	1.000	25.40	200	40
VSC-3500-16	3.500	88.90	.080	2.03	1.000	25.40	200	40
VSC-4000-16	4.000	101.60	.080	2.03	1.000	25.40	100	20
VSC-8000-24	8.000	203.20	.085	2.16	1.500	38.10	10	n/a

VTC Series

Vinyl Tethered Caps

VTC Series vinyl tethered caps are ideal for applications that need removable and reusable protection. The soft vinyl keeps fittings protected while the tethered design allows the cap to remain on the application when not actively being used.

- Can be reused
- Easy to use

Material: Vinyl **Color:** Black
Optional Colors: White, Brown, Orange, Green, Gray, Blue, Yellow, Red



* For other material and color options, contact customer service.

Vinyl Tethered Caps VTC Series

Caplugs No.	Dimensions								Packaging	
	A		B		C		D		Carton Quantity	Mini Pak Quantity
	In	mm	In	mm	In	mm	In	mm		
VTC-437-8	.437	11.10	.500	12.70	.400	10.16	.500	12.70	3000	600
VTC-500-8	.500	12.70	.500	12.70	.463	11.76	.500	12.70	3500	700
VTC-562-8	.562	14.27	.500	12.70	.593	15.06	.500	12.70	3000	600
VTC-625-8	.625	15.87	.500	12.70	.588	14.93	.500	12.70	3000	600
VTC-725-8	.725	18.41	.500	12.70	.712	18.08	.500	12.70	2500	500
VTC-750-8	.750	19.05	.500	12.70	.781	19.83	.500	12.70	2000	400
VTC-812-8	.812	20.62	.500	12.70	.843	21.41	.500	12.70	2000	400
VTC-812-16	.812	20.62	1.000	25.40	.843	21.40	.500	12.70	1500	300
VTC-850-8	.850	21.58	.500	12.70	.813	20.64	.500	12.70	2000	400
VTC-875-8	.875	22.22	.500	12.70	.838	21.28	.500	12.70	2000	400
VTC-875-16	.875	22.22	1.000	25.40	.838	21.28	.500	12.70	1500	300
VTC-937-8	.937	23.80	.500	12.70	.968	24.59	.500	12.70	2000	400
VTC-937-16	.937	23.80	1.000	25.40	.968	24.58	.750	19.05	1250	250
VTC-1000-16	1.000	25.40	1.000	25.40	1.026	26.05	.750	19.05	1000	200
VTC-1062-8	1.062	26.96	.500	12.70	1.125	28.56	.750	19.05	1500	300
VTC-1103-16	1.103	28.01	1.000	25.40	1.129	28.67	.750	19.05	1000	200
VTC-1125-8	1.125	28.58	.500	12.70	1.188	30.18	.750	19.05	1000	200
VTC-1125-16	1.125	28.56	1.000	25.40	1.188	30.16	.750	19.05	1250	250
VTC-1250-8	1.250	31.75	.500	12.70	1.313	33.35	.750	19.05	1000	200
VTC-1250-16	1.250	31.74	1.000	25.40	1.313	33.34	.750	19.05	1000	200
VTC-1312-16	1.312	33.31	1.000	25.40	1.318	33.46	.750	19.05	1000	200
VTC-1375-8	1.375	34.91	.500	12.70	1.438	36.51	.750	19.05	900	180
VTC-1437-8	1.437	36.49	.500	12.70	1.500	38.09	.750	19.05	800	160
VTC-1500-16	1.500	38.09	1.000	25.40	1.526	38.75	.750	19.05	800	160
VTC-1687-8	1.687	42.83	.500	12.70	1.750	44.43	.750	19.05	700	140
VTC-1750-12	1.750	44.43	.750	19.05	1.693	42.99	.750	19.05	700	140
VTC-1875-12	1.875	47.61	.750	19.05	1.938	49.21	.750	19.05	600	120
VTC-2000-12	2.000	50.78	.750	19.05	2.063	52.38	.750	19.05	600	120
VTC-2125-12	2.125	53.98	.750	19.05	2.068	52.53	.750	19.05	500	100
VTC-2375-12	2.375	60.30	.750	19.05	2.438	61.90	.750	19.05	500	100
VTC-2625-12	2.625	66.65	.750	19.05	2.688	68.25	.750	19.05	400	80
VTC-2750-12	2.750	69.82	.750	19.05	2.813	71.42	.750	19.05	400	80
VTC-2875-12	2.875	73.00	.750	19.05	2.938	74.60	.750	19.05	300	60
VTC-3125-12	3.125	79.34	.750	19.05	3.188	80.94	.750	19.05	300	60
VTC-3625-12	3.625	92.04	.750	19.05	3.688	93.64	.750	19.05	250	50

MC Series

Medical Caps

Our medical caps are designed to protect valuable instruments from breaking and chipping during sterilization and handling. These protective caps help to eliminate reprocessing costs caused by torn pouches or wrap, and protect staff from sharp points during handling. Medical caps are available in size-specific colors for easy size identification and organization. Colors are available in both solid and translucent colors for easier instrument identification; clear is also available in every size.

- Caps are available vented and non-vented to meet your storage and sterilization needs.
- Vinyl medical caps are made from FDA-grade material and are suitable for steam and EtO sterilization methods.

Material: Non-Phthalate FDA Vinyl

Color: See chart

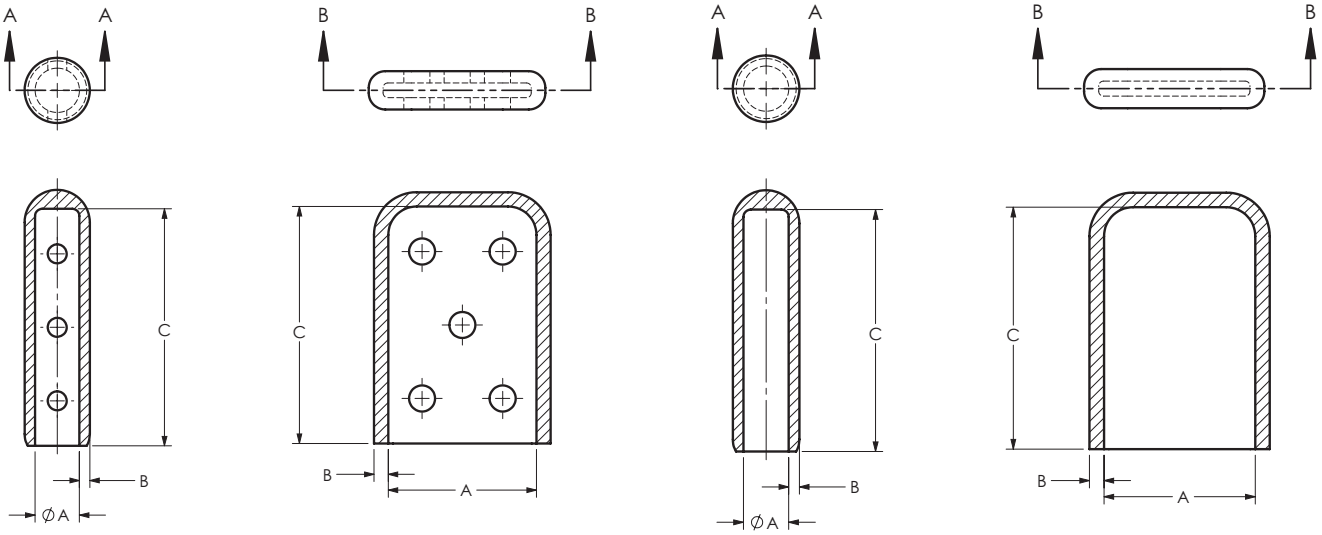

MCD Series

Dual Medical Caps

Our dual medical caps (MCD series) are designed to protect valuable tools from breaking and chipping during sterilization and handling. They are specially designed for instruments with more than one tip – such as forceps, scissors, clamps, or dilators. The protective caps help to eliminate reprocessing costs caused by torn pouches or wrap; reduce repair or replacement costs; and protect staff from sharp points during handling. Medical caps are available in translucent, size-specific colors for easy size identification and organization. All parts are vented to ensure quick evaporation of moisture or gas during sterilization.

Vinyl medical caps are made from FDA-grade material and are suitable for steam and EtO sterilization methods.

Material: Non-Phthalate FDA Vinyl

Color: See chart

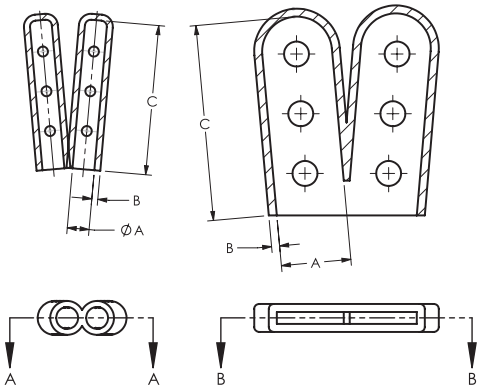

* For other material and color options, contact customer service.

Medical Vinyl Caps MC Series

	Caplugs No.	Dimensions						Color	Packaging	
		A		B		C			Carton Quantity	Mini Pak Quantity
		In	mm	In	mm	In	mm			
NON-VENTED	MC-10001 CLR	.062	1.575	.030	.762	.750	19.050	Clear	5000	1000
	MC-10001 WHT	.062	1.575	.030	.762	.750	19.050	White	5000	1000
	MC-10002 CLR	.080	2.032	.030	.762	.750	19.050	Clear	5000	1000
	MC-10002 BLU	.080	2.032	.030	.762	.750	19.050	Blue	5000	1000
	MC-10003 CLR	.109	2.769	.040	1.016	.750	19.050	Clear	5000	1000
	MC-10003 GRN	.109	2.769	.040	1.016	.750	19.050	Green	5000	1000
	MC-10004 CLR	.125	3.175	.050	1.270	1.000	25.400	Clear	5000	1000
	MC-10004 RED	.125	3.175	.050	1.270	1.000	25.400	Red	5000	1000
	MC-10005 CLR	.187	4.750	.040	1.016	1.000	25.400	Clear	5000	1000
	MC-10005 YEL	.187	4.750	.040	1.016	1.000	25.400	Yellow	5000	1000
	MC-10006 CLR	.406	10.312	.060	1.524	.900	22.860	Clear	5000	1000
	MC-10006 MAR	.406	10.312	.060	1.524	.900	22.860	Maroon	5000	1000
	MC-10007 CLR	.375	9.525	.060	1.524	1.000	25.400	Clear	5000	1000
	MC-10007 ORG	.375	9.525	.060	1.524	1.000	25.400	Orange	5000	1000
	MC-10008 CLR	.625	15.875	.060	1.524	1.000	25.400	Clear	5000	1000
	MC-10008 BRN	.625	15.875	.060	1.524	1.000	25.400	Brown	5000	1000
	MC-10009 CLR	1.000	25.400	.060	1.524	1.000	25.400	Clear	5000	1000
	MC-10009 BLK	1.000	25.400	.060	1.524	1.000	25.400	Black	5000	1000
VENTED	MC-20001 CLR	.062	1.575	.030	.762	.750	19.050	Clear	5000	1000
	MC-20001 WHT	.062	1.575	.030	.762	.750	19.050	White	5000	1000
	MC-20002 CLR	.080	2.032	.030	.762	.750	19.050	Clear	5000	1000
	MC-20002 BLU	.080	2.032	.030	.762	.750	19.050	Blue	5000	1000
	MC-20003 CLR	.109	2.769	.040	1.016	.750	19.050	Clear	5000	1000
	MC-20003 GRN	.109	2.769	.040	1.016	.750	19.050	Green	5000	1000
	MC-20004 CLR	.125	3.175	.050	1.270	1.000	25.400	Clear	5000	1000
	MC-20004 RED	.125	3.175	.050	1.270	1.000	25.400	Red	5000	1000
	MC-20005 CLR	.187	4.750	.040	1.016	1.000	25.400	Clear	5000	1000
	MC-20005 YEL	.187	4.750	.040	1.016	1.000	25.400	Yellow	5000	1000
	MC-20006 CLR	.406	10.312	.060	1.524	.900	22.860	Clear	5000	1000
	MC-20006 MAR	.406	10.312	.060	1.524	.900	22.860	Maroon	5000	1000
	MC-20007 CLR	.375	9.525	.060	1.524	1.000	25.400	Clear	5000	1000
	MC-20007 ORG	.375	9.525	.060	1.524	1.000	25.400	Orange	5000	1000
	MC-20008 CLR	.625	15.875	.060	1.524	1.000	25.400	Clear	5000	1000
	MC-20008 BRN	.625	15.875	.060	1.524	1.000	25.400	Brown	5000	1000
	MC-20009 CLR	1.000	25.400	.060	1.524	1.000	25.400	Clear	5000	1000
	MC-20009 BLK	1.000	25.400	.060	1.524	1.000	25.400	Black	5000	1000

Duo Medial Caps MCD Series

Caplugs No.	Dimensions						Color	Packaging	
	A		B		C			Carton Quantity	Mini Pak Quantity
	In	mm	In	mm	In	mm			
MCD-20001 CLR	.78	19.81	.030	.76	.75	19.05	Clear	5000	1000
MCD-20002 BLU TINT	.78	19.81	.030	.76	.75	19.05	Blue Tint	5000	1000
MCD-20003 GRN TINT	.79	19.94	.035	.89	.75	19.05	Green Tint	5000	1000
MCD-20004 RED TINT	1.04	26.42	.035	.89	1.00	25.40	Red Tint	5000	1000
MCD-20005 YEL TINT	1.04	26.42	.040	1.02	1.00	25.40	Yellow Tint	5000	1000
MCD-20006 ORG TINT	1.04	26.42	.040	1.02	1.00	25.40	Orange Tint	5000	1000

VVC Series

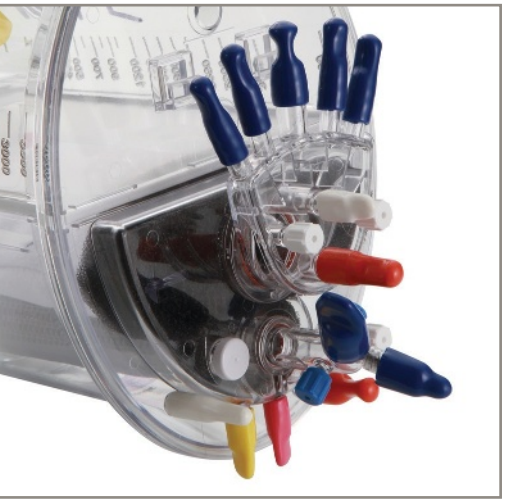

Vent-A-Cap™ Vinyl Caps

VVC Series Vent-A-Cap™ vinyl caps include several styles of caps that are used to protect the ends of tubing connectors and instrument tips. The venting allows for air flow during high-pressure processes ensuring the caps remain secure and provides easy removal. The caps are most commonly used in a range of medical applications.

- Series 20, Series 22 and Series 26 are tapered to fit multiple sizes of tubing and instruments
- Series 29 is offered in straight wall

Material: Vinyl **Color:** Black
Optional Colors: White, Brown, Orange, Green, Gray, Blue, Yellow, Red

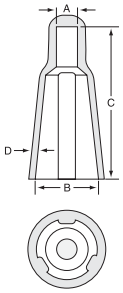

20 Series

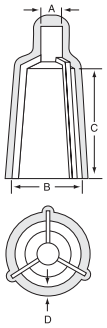

22 Series

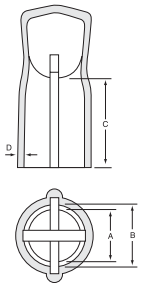

26 Series

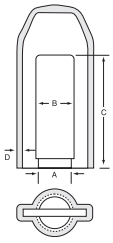

29 Series

* For other material and color options, contact customer service.

Note: VVC Series is available in standard catalog length only.

Vented Vinyl Caps VVC Series

Caplugs No.	Tube Size	Dimensions								Packaging	
		A		B		C		D		Carton Quantity	Mini Pak Quantity
		In	mm	In	mm	In	mm	In	mm		
20 Series											
VVC-2071	1/4 x 1/16	.200	5.08	.425	10.80	1.600	40.64	.055	1.40	5000	1000
VVC-2072	1/4 x 3/32	.250	6.35	.500	12.70	1.600	40.64	.055	1.40	5000	1000
VVC-2073	3/8 x 1/16	.250	6.35	.525	13.34	1.600	40.64	.055	1.40	5000	1000
VVC-2074	3/8 x 3/32	.250	6.35	.610	15.49	1.600	40.64	.055	1.40	5000	1000
VVC-2075	1/2 x 1/16	.250	6.35	.650	16.51	1.600	40.64	.055	1.40	5000	1000
VVC-2076	1/2 x 3/32	.275	6.99	.735	18.67	1.600	40.64	.055	1.40	4000	800
22 Series											
VVC-2220	1/8 x 1/32	.080	2.03	.190	4.83	.430	10.92	.045	1.14	10000	1000
VVC-2221	1/8 x 1/16	.156	3.96	.310	7.87	1.075	37.31	.055	1.40	5000	1000
VVC-2222	3/16 x 1/16	.156	3.96	.340	8.64	1.075	27.31	.055	1.40	5000	1000
VVC-2223	1/4 x 1/16	.200	5.08	.400	10.16	1.075	27.31	.055	1.40	5000	1000
VVC-2224	1/4 x 1/32	.240	6.10	.450	11.43	1.075	27.31	.055	1.40	5000	1000
VVC-2225	3/8 x 1/16	.250	6.35	.510	12.95	1.075	27.31	.055	1.40	5000	1000
VVC-2226	3/8 x 3/32	.250	6.35	.590	14.99	1.175	29.85	.055	1.40	4000	800
VVC-2227	1/2 x 1/16	.312	7.92	.650	16.51	1.175	29.85	.060	1.52	4000	800
VVC-2228	1/2 x 3/32	.312	7.92	.700	17.78	1.175	29.85	.060	1.52	3000	600
VVC-2229	1/2 x 1/8	.312	7.92	.750	19.05	1.175	29.85	.060	1.52	3000	600
VVC-2230	5/8 x 3/32	.330	8.38	.880	23.35	1.175	29.85	.065	1.65	3000	600
26 Series											
VVC-2600	1/8 x 1/32	.160	4.06	.210	5.33	.400	10.16	.045	1.14	10000	1000
VVC-2601	1/8 x 1/16	.190	4.83	.275	6.99	.650	16.25	.055	1.40	10000	1000
VVC-2602	3/16 x 1/16	.240	6.10	.340	8.64	.650	16.25	.055	1.40	8000	1000
VVC-2603	1/4 x 1/16	.325	8.26	.400	10.16	.750	19.05	.055	1.40	5000	1000
VVC-2604	1/4 x 3/32	.375	9.53	.470	11.94	.750	19.05	.055	1.40	5000	1000
VVC-2605	3/8 x 1/16	.440	11.18	.525	13.34	.750	19.05	.055	1.40	5000	1000
VVC-2606	3/8 x 3/32	.475	12.07	.585	14.86	.750	19.05	.055	1.40	5000	1000
VVC-2607	1/2 x 1/16	.550	13.97	.650	16.51	.800	20.32	.060	1.52	3000	600
VVC-2608	1/2 x 3/32	.630	16.00	.710	18.03	.800	20.32	.060	1.52	3000	600
VVC-2609	1/2 x 1/8	.650	16.51	.775	19.69	.800	20.32	.060	1.52	3000	600
VVC-2610	5/8 x 3/32	.775	19.69	.840	21.34	.800	20.32	.060	1.52	3000	600
29 Series											
VVC-2920	1/8 x 1/16	.230	5.84	.281	7.14	.700	17.78	.045	1.14	5000	1000
VVC-2922	3/16 x 1/16	.292	7.45	.343	8.71	.650	16.51	.050	1.27	5000	1000
VVC-2924	1/4 x 1/16	.355	9.02	.415	10.54	.750	19.05	.055	1.40	5000	1000
VVC-2926	1/4 x 3/32	.417	10.59	.477	12.12	.750	19.05	.055	1.40	5000	1000
VVC-2928	3/8 x 1/16	.480	12.19	.540	13.72	.850	21.59	.060	1.52	5000	1000
VVC-2930	3/8 x 3/32	.542	13.77	.602	15.29	.900	22.86	.060	1.52	5000	1000
VVC-2932	1/2 x 3/32	.667	16.94	.737	18.72	.875	22.23	.060	1.52	3000	600
VVC-2934	5/8 x 3/32	.792	20.12	.875	22.23	.875	22.23	.065	1.65	3000	600

VHF Series

Vinyl Hanger Tips (flat)

VHF Series vinyl hanger tips (flat) are rectangular caps with a flat hanger tip that provides a snug fit to ensure caps remain secure. They are ideal for tools that need to be hung.

Material: Vinyl **Color:** Black
Optional Colors: White, Brown, Orange, Red, Green, Gray, Blue, Yellow

Note when purchasing:
VHF Series is available in lengths up to 1.75".

• Sample requests are for parts listed in chart only.

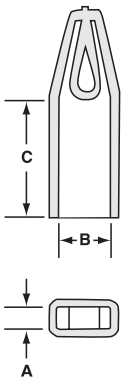

COF Series

Caps for Round Tubing and Rods

COF Series finishing caps for round tubing and rods are economical, attractive glides for everything from household and patio furniture to exercise equipment. The caps cover any scratches, burrs or distortions that may result from cutting operations. In addition, they provide protection against injury from sharp rod and tubing edges.

Material: Low-Density Polyethylene **Color:** Black

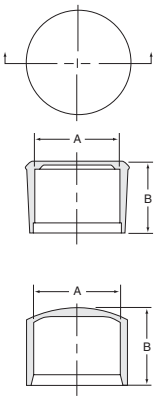

COF-7/8 DOME only

FCR Series

Finishing Caps for Round Tubing

FCR Series finishing caps can be used on numerous products such as furniture, lawn equipment, tools and appliances. The heavy wall construction also makes them ideal for threaded connections where extra protection is required.

• Firm grip prevents accidental removal

• Designed for easy installation

Material: Low-Density Polyethylene **Color:** Black

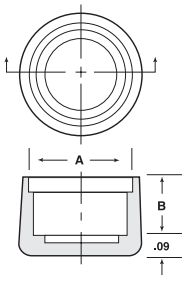

* For other material and color options, contact customer service.

Vinyl Hanger Tips (flat) VHF Series

Caplugs No.	Dimensions						Packaging	
	A		B		C		Carton Quantity	Mini Pak Quantity
	In	mm	In	mm	In	mm		
VHF-125x750-16	.125	3.17	.750	19.05	1.000	25.40	1500	300
VHF-250x750-16	.250	6.35	.750	19.05	1.000	25.40	1000	200
VHF-250x1000-16	.250	6.35	1.000	25.40	1.000	25.40	900	180
VHF-375x1000-16	.375	9.52	1.000	25.40	1.000	25.40	800	160
VHF-500x1000-16	.500	12.70	1.000	25.40	1.000	25.40	700	140

Caps for Round Tubing and Rods COF Series

Caplugs No.	Dimensions				Packaging	
	A		B		Carton Quantity	Mini Pak Quantity
	In	mm	In	mm		
COF-1/4	.250	6.35	.46	12.00	10000	1000
COF-3/8	.375	9.53	.46	12.00	10000	1000
COF-1/2	.500	12.70	.59	15.00	7000	1000
COF-5/8	.625	15.88	.59	15.00	5000	1000
COF-3/4	.750	19.05	.71	18.00	4000	800
COF-7/8	.875	22.23	.71	18.00	2500	500
COF-7/8-DOME	.875	22.23	.84	21.00	2500	500
COF-1	1.000	25.40	.85	22.00	1500	300
COF-1-1/8	1.125	28.58	.85	22.00	1200	300
COF-1-1/4	1.250	31.75	.98	25.00	1000	200
COF-1-1/2	1.500	38.10	.98	25.00	500	100
COF-1-3/4	1.750	44.45	1.10	28.00	500	100

Finishing Caps for Roung Tubing FCR Series

Caplugs No.	Dimensions				Packaging	
	A		B		Carton Quantity	Mini Pak Quantity
	In	mm	In	mm		
FCR-12	.75	19.05	.50	12.70	5000	1000
FCR-14	.88	22.35	.50	12.70	2500	500
FCR-16	1.00	25.40	.50	12.70	2500	500
FCR-18	1.13	28.70	.62	15.75	2500	500
FCR-20	1.25	31.75	.62	15.75	2500	500

RH & RHW Series

Finishing Caps and Washers for Raised Head Screws

RH Series finishing caps for raised head screws are a combination finishing and protective cap that snaps over a flanged steel washer, replacing the conventional washer. The cap provides dual protection by preventing injury from scraping against sharp fastener edges and by keeping screw head slots free of foreign matter and paint.

RHW Series washers are designed to work with the RH Series Caps

- Adds attractive finish to protruding screw heads

Material: Low-Density Polyethylene (washer - steel, zinc plate)
Color: Black or White (white available in carton only)

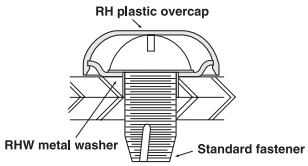

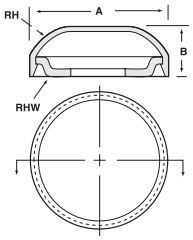

RH-10 – Dome Only

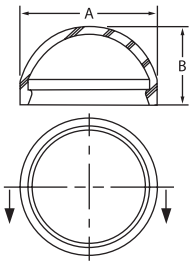

* For other material and color options, contact customer service.

Finishing Caps and Washers for Raised Head Screws RH & RHW Series

Caplugs No.	Dimensions					Packaging	
	SCREW SIZE	A		B		Carton Quantity	Mini Pak Quantity
		In	mm	In	mm		
RH-06	4, 6, 8	.48	12.19	.15	3.81	5000	1000
RH-06 WHT*	4, 6, 8	.48	12.19	.15	3.81	5000	-
RH-08	8, 10, 12	.50	12.70	.21	5.21	5000	1000
RH-08 WHT*	8, 10, 12	.50	12.70	.21	5.21	5000	-
The following metal washers are for use with RH-06 & RH-08							
RHW-061	4	-	-	-	-	5000	1000
RHW-062	6	-	-	-	-	5000	1000
RHW-063	8	-	-	-	-	5000	1000
RHW-081	12	-	-	-	-	5000	1000
RH-10	8, 10, 12, 1/4	.71	18.03	.21	5.33	5000	1000
RH-10 WHT*	8, 10, 12, 1/4	.71	18.03	.21	5.33	5000	-
RH-10-DOME	8, 10, 12, 1/4	.71	18.03	.41	10.41	5000	1000
The following metal washers are for use with RH-10 and RH-10-DOME							
RHW-102	8	-	-	-	-	5000	1000
RHW-103	10	-	-	-	-	5000	1000
RHW-104	12	-	-	-	-	5000	1000
RHW-105	1/4	-	-	-	-	5000	1000
RHW-106	5/16	-	-	-	-	5000	1000
RH-20	1/4, 5/16, 3/8, 7/16, 1/2	1.19	30.23	.37	9.40	2000	400
RH-20 WHT*	1/4, 5/16, 3/8, 7/16, 1/2	1.19	30.23	.37	9.40	2000	-
The following metal washers are for use with RH-20							
RHW-202	10	-	-	-	-	2000	400
RHW-203	1/4	-	-	-	-	2000	400
RHW-204	5/16	-	-	-	-	2000	400
RHW-205	3/8	-	-	-	-	2000	400
RHW-206	7/16	-	-	-	-	2000	400
RHW-207	1/2	-	-	-	-	2000	400

Screw Size		#4	#6	#8	#8	#10	#12	1/4"	5/16"	3/8"	7/16"	1/2"
RH Cap No.		-06			-10, -10 Dome			-20				
Round	RHW Washer No.	-061	-062	-063	-102	-103	-104	-203	-204	-205	-206	-207
Pan		-061	-062	-063	-102	-103	-104	-203	-204	-205	-	-
Fillister		-061	-062	-	-102	-103	-	-203	-204	-	-	-
Truss		-061	-062	-	-102	-103	-	-203	-204	-205	-	-
Binding		-061	-062	-	-102	-103	-104	-203	-204	-205	-	-
Hex		-061	-062	-063	-102	-103	-104	-105 -203	-204	-205	-206	-207

NOTE: When ordering, select the RH Cap and RHW Washer for your size screw. Order as two separate items.

NOTE: RHW washers are also available for orders in stainless steel.*

Plugs

Caplugs plastic plugs protect fabricated components from damage and contaminants during shipping and storage. The plugs are also designed to firmly conceal open ports and unfinished edging.

Thousands of plastic plugs are in stock and ready to ship. Select a desired style, size, color and quantity with the comfort in knowing your selected items will be shipped right away.

Caplugs stocks more than 450,000,000 parts to meet your needs, when you need it.

CPT Series

Center Pull-Tab Tapered Plugs

CPT Series pull-tab plugs have the same configuration of standard tapered plugs, with an integral center pull-tab feature which facilitates insertion and removal of the plug.

- Ergonomically friendly to use
- Mimics standard tapered design
- Molded one piece part
- Can be used with O-ring fittings

Material: Low-Density Polyethylene **Color:** Red

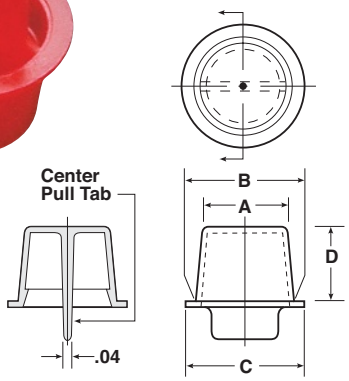

* For other material and color options, contact customer service.

* Extra long pull-tab

Center Pull-Tab Tapered Plugs CPT Series

Caplugs No.	Dimensions								Packaging	
	A		B		C		D		Carton Quantity	Mini Pak Quantity
	In	mm	In	mm	In	mm	In	mm		
CPT-0	.209	5.31	.269	6.83	.38	9.65	.34	8.64	5000	1000
CPT-1	.239	6.07	.303	7.70	.47	11.94	.38	9.65	5000	1000
CPT-1X	.267	6.78	.335	8.51	.47	11.94	.41	10.41	5000	1000
CPT-2	.299	7.59	.367	9.32	.50	12.70	.38	9.65	5000	1000
CPT-2X	.331	8.41	.397	10.08	.56	14.22	.38	9.65	5000	1000
CPT-2XW	.330	8.38	.396	10.06	.73	18.54	.38	9.65	5000	1000
CPT-3	.362	9.19	.428	10.87	.56	14.22	.38	9.65	5000	1000
CPT-3X	.392	9.96	.459	11.66	.59	14.99	.41	10.41	5000	1000
CPT-4	.422	10.72	.486	12.34	.62	15.75	.41	10.41	5000	1000
CPT-4WT	.425	10.80	.486	12.34	.77	19.43	.35	8.89	5000	1000
CPT-4X	.465	11.81	.524	13.31	.76	19.30	.41	10.41	5000	1000
CPT-5	.472	11.99	.548	13.92	.69	17.53	.47	11.94	5000	1000
CPT-5X	.500	12.70	.568	14.43	.72	18.29	.47	11.94	5000	1000
CPT-5XL*	.500	12.70	.568	14.43	.72	18.29	.47	11.94	5000	1000
CPT-6	.533	13.54	.608	15.44	.75	19.05	.47	11.94	5000	1000
CPT-6W-LT	.549	13.94	.598	15.19	1.00	25.40	.35	8.89	5000	1000
CPT-6X	.550	13.97	.631	16.03	.75	19.05	.47	11.94	5000	1000
CPT-6XW	.580	14.73	.625	15.88	.78	19.81	.22	5.59	5000	1000
CPT-7	.580	14.73	.688	17.48	.84	21.34	.53	13.46	5000	1000
CPT-7X	.610	15.49	.695	17.65	.84	21.34	.53	13.46	5000	1000
CPT-8	.640	16.26	.727	18.47	.88	22.35	.47	11.94	5000	1000
CPT-8X	.678	17.22	.755	19.18	.88	22.35	.53	13.46	5000	1000
CPT-9	.690	17.53	.788	20.02	.94	23.88	.56	14.22	5000	1000
CPT-9LT	.690	17.53	.788	20.02	.94	23.88	.56	14.22	5000	1000
CPT-9Y	.725	18.42	.770	19.56	.86	21.84	.22	5.59	5000	1000
CPT-9X	.727	18.47	.825	20.96	1.00	25.40	.59	14.99	5000	1000
CPT-10	.752	19.10	.849	21.56	1.00	25.40	.59	14.99	5000	1000
CPT-11	.803	20.40	.912	23.16	1.06	26.92	.66	16.76	2500	500
CPT-12L	.869	22.07	.973	24.71	1.12	28.45	.72	18.29	2500	500
CPT-12	.869	22.07	.973	24.71	1.12	28.45	.66	16.76	2500	500
CPT-12X	.915	23.24	1.040	26.42	1.16	29.46	.72	18.29	5000	1000
CPT-13	.967	24.56	1.092	27.74	1.25	31.75	.78	19.81	1500	300
CPT-13S	1.026	26.06	1.146	29.11	1.34	34.04	.75	19.05	1500	300
CPT-14	1.093	27.76	1.219	30.96	1.41	35.81	.78	19.81	1500	300
CPT-14S	1.100	27.94	1.210	30.73	1.34	34.04	.50	12.70	2500	500
CPT-14X	1.150	29.21	1.274	32.36	1.55	39.37	.50	12.70	2000	400
CPT-14Y	1.179	29.95	1.286	32.66	1.44	36.58	.75	19.05	1500	300
CPT-15	1.224	31.09	1.355	34.42	1.50	38.10	.75	19.05	1000	200
CPT-15X	1.235	31.37	1.360	34.54	1.53	38.86	.75	19.05	1000	200
CPT-15S	1.292	32.82	1.356	34.44	1.50	38.10	.78	19.81	1500	300
CPT-16	1.312	33.32	1.465	37.21	1.62	41.15	.75	19.05	1000	200
CPT-16A	1.326	33.68	1.419	36.04	1.65	41.91	.55	13.97	1000	200
CPT-16X	1.344	34.14	1.527	38.79	1.75	44.45	.88	22.35	1000	200
CPT-16S	1.360	34.54	1.420	36.07	1.72	43.69	.53	13.46	1500	300
CPT-17	1.451	36.86	1.601	40.67	1.75	44.45	.75	19.05	1000	200
CPT-18	1.563	39.70	1.455	36.96	1.91	48.51	.72	18.29	1000	200
CPT-18X	1.633	41.48	1.750	44.45	1.94	49.28	.78	19.81	1000	200
CPT-19	1.735	44.07	1.784	45.31	1.94	49.28	.50	12.70	1000	200
CPT-19X	1.760	44.70	1.815	46.10	1.95	49.53	.50	12.70	3500	700
CPT-20	1.797	45.64	1.938	49.23	2.16	54.86	1.00	25.40	500	100
CPT-210S	1.820	46.23	1.835	46.61	2.03	51.56	.50	12.70	1000	200
CPT-221	2.067	52.50	2.243	56.97	2.44	61.98	1.03	26.16	350	70
CPT-24S	2.230	56.64	2.270	57.66	2.50	63.50	.50	12.70	1000	200
CPT-240	2.300	58.42	2.464	62.59	2.66	67.56	1.00	25.40	250	50
CPT-250	2.425	61.59	2.632	66.85	2.88	73.15	1.00	25.40	250	50
CPT-44S	2.698	68.53	2.866	72.80	2.97	75.44	.50	12.70	500	100
CPT-500	2.850	72.39	2.982	75.74	3.28	83.31	.75	19.05	250	50
CPT-501	3.320	84.33	3.452	87.68	3.62	91.95	.75	19.05	250	50

CPT-NF Series

Center Pull-Tab Tapered Plugs without Flange

CPT-NF Series pull-tab tapered plugs are ideal for use in tight places or when two or more openings need to be plugged close together and there is no room for a flange.

- Follows standard taper design
- Flangeless
- Easy to install and remove using tab feature

Material: Low-Density Polyethylene **Color:** Orange

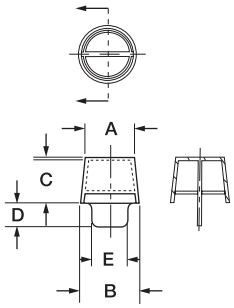

CT Series



Plugs for Type L and Type M Tubing

CT Series plugs protect Type L and M copper tubing. A tapered body with reinforced cross-braces provides exceptional protection for the tube configuration.

- Durable
- Raised pull tab for easy installation and removal

Material: Low-Density Polyethylene **Color:** Blue

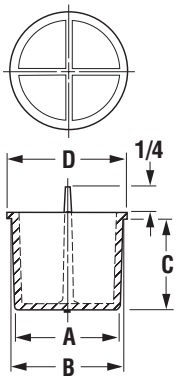

ECP Series

Ergonomic Center Pull-Tab Plugs

ECP Series ergonomic center pull-tab plugs offer the convenience of a center-pull tab plug in an ergonomic material. This series is an excellent alternative to threaded plugs because it saves time and labor during installation and removal of plugs. The tab is molded fully into the end and sidewalls of the plug so it does not break off during plug removal.

- Fit all metric thread pitches for the given diameter
- Color coded for size identification

Material: FlexTemp (Thermoplastic Rubber)
Color: See chart

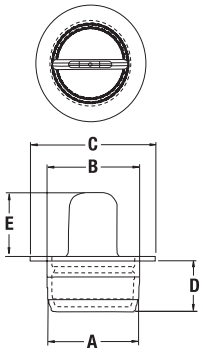

* For other material and color options, contact customer service.

Center Pull-Tab Tapered Plugs without Flange CPT-NF Series

Caplugs No.	Dimensions										Packaging	
	A		B		C		D		E		Carton Quantity	Mini Pak Quantity
	In	mm	In	mm	In	mm	In	mm	In	mm		
CPT-NF-3	.362	9.19	.434	11.02	.41	10.41	.34	8.64	.25	6.35	5000	1000
CPT-NF-5X	.500	12.70	.573	14.55	.47	11.94	.34	8.64	.38	9.65	5000	1000
CPT-NF-6X	.551	14.00	.639	16.23	.50	12.70	.25	6.35	.38	9.65	5000	1000
CPT-NF-8X	.678	17.22	.760	19.30	.53	13.46	.25	6.35	.50	12.70	5000	1000
CPT-NF-9X	.727	18.47	.831	21.11	.59	14.99	.25	6.35	.50	12.70	5000	1000
CPT-NF-11	.803	20.40	.918	23.32	.66	16.76	.25	6.35	.50	12.70	5000	1000
CPT-NF-13	.967	24.56	1.097	27.86	.78	19.81	.25	6.35	.75	19.05	1500	300

Plugs for Type L and Type M Tubing CT Series

Caplugs No.	Dimensions									Packaging	
	Tubing O.D.	A		B		C		D		Carton Quantity	Mini Pak Quantity
		In	mm	In	mm	In	mm	In	mm		
CT-4	3/8	.320	8.13	.330	8.38	.38	9.65	.38	9.65	7500	1500
CT-8	1/2	.420	10.67	.440	11.18	.38	9.65	.50	12.70	7500	1500
CT-12	5/8	.540	13.72	.560	14.22	.50	12.70	.63	16.00	9000	1800
CT-16	3/4	.660	16.76	.690	17.53	.62	15.75	.75	19.05	5000	1000
CT-20	7/8	.780	19.81	.810	20.57	.75	19.05	.88	22.35	3000	600
CT-24	1-1/8	1.020	25.91	1.050	26.67	.88	22.35	1.13	28.70	1500	300
CT-28	1-3/8	1.260	32.00	1.300	33.02	1.00	25.40	1.38	35.05	1000	200
CT-32	1-5/8	1.500	38.10	1.540	39.12	1.00	25.40	1.63	41.40	700	140
CT-36	2-1/8	1.970	50.04	2.020	51.31	1.00	25.40	2.13	54.10	500	100
CT-40	2-5/8	2.450	62.23	2.500	63.50	1.00	25.40	2.63	66.80	250	50
CT-44	3-1/8	2.930	74.42	2.990	75.95	1.00	25.40	3.13	79.50	200	40
CT-48	3-5/8	3.410	86.61	3.450	87.63	1.00	25.40	3.63	92.20	100	20
CT-52	4-1/8	3.890	98.81	3.930	99.82	1.00	25.40	4.13	104.90	250	50

Ergonomic Center Pull-Tab Plugs ECP Series

Caplugs No.	Dimensions											Packaging	
	Color	A		B		C		D		E		Carton Quantity	Mini Pak Quantity
		In	mm	In	mm	In	mm	In	mm	In	mm		
ECP-3/8	Blue	.342	8.67	.35	8.89	.58	14.73	.28	7.11	.40	10.16	5000	1000
ECP-M10	Green	.367	9.33	.38	9.58	.59	15.00	.27	7.00	.39	10.00	5000	1000
ECP-7/16	Yellow	.397	10.08	.41	10.41	.64	16.26	.28	7.11	.40	10.16	5000	1000
ECP-1/2	Natural	.450	11.53	.46	11.68	.67	17.02	.28	7.11	.40	10.16	5000	1000
ECP-M12	Red	.441	11.20	.45	11.45	.67	17.00	.27	7.00	.39	10.00	5000	1000
ECP-M14	Orange	.520	13.20	.53	13.45	.75	19.00	.31	8.00	.39	10.00	5000	1000
ECP-M16	Black	.598	15.20	.61	15.45	.83	21.00	.31	8.00	.39	10.00	5000	1000
ECP-M18	Blue	.663	16.86	.67	17.06	.88	22.40	.34	8.70	.39	10.00	5000	1000
ECP-M20	Red	.748	19.01	.76	19.25	.97	24.60	.35	8.80	.38	9.70	5000	1000
ECP-M22	Yellow	.833	21.18	.84	21.25	1.05	26.70	.39	10.00	.39	10.00	4000	800
ECP-M24	Orange	.888	22.58	.90	22.80	1.10	28.00	.38	9.70	.39	10.00	4000	800
ECP-M27	Black	1.012	25.72	1.03	26.10	1.22	31.10	.46	11.70	.39	10.00	3000	600
ECP-1-1/2	Green	1.420	36.07	1.44	36.58	1.74	44.20	.50	12.70	.40	10.16	2000	400

CXT Series

Center Cross Pull-Tab Plug

The CXT Series tapered plugs have the same configuration and dimensions of standard tapered plugs but with an integral cross-design pull tab which facilitates insertion and removal of the plug. The tab extends well above the plug body, making it easy to grasp. Since the tab is molded fully into the end and side walls of the plug, it will not break off during plug removal. Additionally, the cross tabs and wide flange design prevent final connections being made without first removing the plug.

Material: Low-Density Polyethylene **Color:** Orange

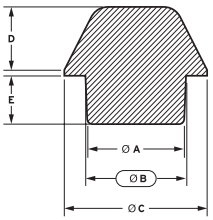

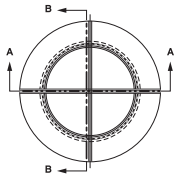

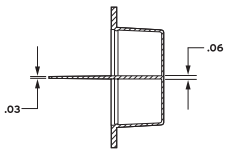

WPT Series

Extra-Wide Flange Center Pull Tab

WPT Series tapered plugs feature a center pull-tab design that extends above the flange for easy removal. The extra-wide flange protects more surface area.

- Wide flange
- Tapered design
- Pull tab feature

Material: Low-Density Polyethylene **Color:** Orange

Note: "B" dimension should be at least .02" more than diameter to be plugged. Larger diameters may require more interference.

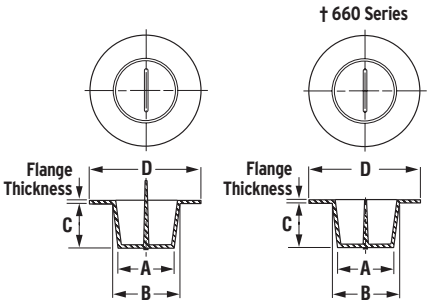

EZP Series

NPT Plugs

EZP Series is designed to plug NPT fittings, but can be used to protect a variety of items. The heavy-duty, tapered, multi-use plug has a flange for easy insertion and removal.

Material: Low-Density Polyethylene **Color:** Orange

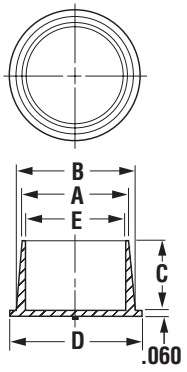

* For other material and color options, contact customer service.

Center Cross Pull-Tab Plug CXT Series

Caplugs No.	Dimensions										Packaging
	A		B		C		D		E		Carton Quantity
	In	mm	In	mm	In	mm	In	mm	In	mm	
CXT-21	1.202	30.53	1.297	32.94	1.880	47.750	1.000	25.40	.750	19.05	500
CXT-23	1.312	33.32	1.465	37.21	2.000	50.800	1.000	25.40	.660	16.76	500
CXT-26	1.519	38.58	1.602	40.69	2.250	55.130	1.000	25.40	.750	19.05	500
CXT-44F	2.638	67.01	2.759	70.08	3.120	79.250	1.000	25.40	.690	17.53	500

†660 Series have a tab flush with flange (see drawing)

Extra-Wide Flange Center Pull Tab WPT Series

Caplugs No.	Dimensions – To Plug Thread Sizes												Packaging	
	NPT/BSP	Standard	Metric	Hole	A		B		C		D		Carton Quantity	Mini Pak Quantity
					In	mm	In	mm	In	mm	In	mm		
WPT-662 †	-	9/16	-	1/2	.480	12.19	.540	13.72	.53	13.46	1.25	31.75	5000	1000
WPT-242-WP	-	11/16	M18 x 1.5	5/8	.590	14.99	.647	16.43	.50	12.70	1.06	26.92	5000	1000
WPT-663 †	1/2	-	-	3/4	.730	18.54	.790	20.07	.50	12.70	1.50	38.10	3000	600
WPT-246-WP	-	7/8	M24	-	.752	19.10	.849	21.56	.50	12.70	1.31	33.27	2500	500
WPT-664 †	3/4	-	-	1	.980	24.89	1.040	26.42	.53	13.46	1.88	47.75	1500	300
WPT-248-WP	-	1-1/16	M27 x 2	-	.921	23.39	1.075	27.31	.75	19.05	1.62	41.15	1500	300
WPT-153-2-WP	-	-	-	-	1.069	27.15	1.188	30.18	.69	17.53	1.73	43.94	1000	200
WPT-250-WP	-	1-15/16	M33 x 2/M36	-	1.202	30.53	1.297	32.94	.75	19.05	1.88	47.75	1000	200
WPT-665 †	-	-	-	1-1/4	1.230	31.24	1.290	32.77	.50	12.70	2.00	50.80	1200	240
WPT-666 †	-	-	-	1-1/2	1.460	37.08	1.550	39.37	.75	19.05	2.38	60.45	500	100
WPT-194-WP	1-1/4	1-5/8	-	-	1.519	38.58	1.602	40.69	.75	19.05	2.25	57.15	500	100
WPT-196-3-WP	-	-	-	-	1.807	45.90	1.932	49.07	.75	19.05	2.53	64.26	500	100
WPT-667 †	2	-	-	2	1.960	49.78	2.050	52.07	.75	19.05	2.75	69.85	500	100
WPT-668 †	-	-	-	2-1/2	2.460	62.48	2.550	64.77	.75	19.05	3.25	82.55	250	50

NPT Plugs EZP Series

Caplugs No.	NPT Thread Size	Dimensions										Packaging	
		A		B		C		D		E		Carton Quantity	Mini Pak Quantity
		In	mm	In	mm	In	mm	In	mm	In	mm		
EZP-151	1/8	.331	8.41	.397	10.08	.28	7.11	.52	13.21	.27	6.88	25000	5000
EZP-152	1/4	.422	10.72	.486	12.34	.29	7.37	.61	15.49	.36	9.19	20000	4000
EZP-153	3/8	.550	13.97	.640	16.26	.50	12.70	.77	19.56	.49	12.45	7500	1500
EZP-154	1/2	.691	17.55	.787	19.99	.50	12.70	.91	23.11	.62	15.77	5000	1000
EZP-155	3/4	.870	22.10	.974	24.74	.62	15.75	1.09	27.69	.80	20.32	2500	500
EZP-156	1	1.093	27.76	1.219	30.96	.66	16.76	1.34	34.04	1.02	25.98	1500	300
EZP-157	1-1/4	1.450	36.83	1.585	40.26	.75	19.05	1.72	43.69	1.37	34.80	1000	200
EZP-162	1-1/2	1.742	44.25	1.822	46.28	.75	19.05	2.03	51.56	1.66	42.21	500	100
EZP-163	2	2.232	56.69	2.262	57.45	.86	21.84	2.47	62.74	2.15	54.66	500	100

L Series

Lift-Tab Tapered Plugs

L Series plugs have a tapered design with a lift-tab feature to facilitate easy removal. Great for small size openings and in tight areas where a side tab would not be preferred. Pulling the tab exerts an off-center force which breaks the seal between the plug and wall of the opening.

Material: Low-Density Polyethylene **Color:** Red

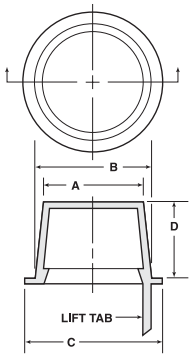

* For other material and color options, contact customer service.

Lift-Tab Tapered Plugs **L Series**

Caplugs No.	Dimensions								Packaging	
	A		B		C		D		Carton Quantity	Mini Pak Quantity
	In	mm	In	mm	In	mm	In	mm		
L-1	.236	5.99	.302	7.67	.44	11.18	.38	9.65	5000	1000
L-1X	.267	6.78	.335	8.51	.47	11.94	.38	9.65	5000	1000
L-2	.299	7.59	.365	9.27	.50	12.70	.38	9.65	5000	1000
L-2X	.330	8.38	.396	10.06	.53	13.46	.38	9.65	5000	1000
L-3	.361	9.17	.427	10.85	.56	14.22	.38	9.65	5000	1000
L-3X	.390	9.91	.456	11.58	.59	14.99	.38	9.65	5000	1000
L-4	.419	10.64	.485	12.32	.62	15.75	.38	9.65	5000	1000
L-4X	.447	11.35	.513	13.03	.66	16.76	.38	9.65	5000	1000
L-5	.471	11.96	.547	13.89	.69	17.53	.44	11.18	5000	1000
L-5X	.500	12.70	.576	14.63	.72	18.29	.44	11.18	5000	1000
L-6	.532	13.51	.608	15.44	.75	19.05	.44	11.18	5000	1000
L-6X	.550	13.97	.631	16.03	.75	19.05	.47	11.94	5000	1000
L-7	.580	14.73	.667	16.94	.81	20.57	.50	12.70	5000	1000
L-7X	.610	15.49	.695	17.65	.84	21.34	.50	12.70	5000	1000
L-8	.640	16.26	.727	18.47	.88	22.35	.50	12.70	5000	1000
L-8W	.643	16.33	.726	18.44	1.03	26.16	.50	12.70	5000	1000
L-8X	.675	17.15	.755	19.18	.88	22.35	.50	12.70	5000	1000
L-9	.690	17.53	.788	20.02	.94	23.88	.56	14.22	5000	1000
L-9X	.725	18.42	.823	20.91	.97	24.64	.56	14.22	5000	1000
L-10	.750	19.05	.848	21.54	1.00	25.40	.56	14.22	5000	1000
L-11	.802	20.37	.911	23.14	1.06	26.93	.62	15.75	5000	1000
L-11X	.815	20.70	.930	23.62	1.09	27.69	.62	15.75	5000	1000
L-12	.866	21.99	.975	24.77	1.12	28.45	.62	15.75	5000	1000
L-12X	.915	23.24	1.040	26.42	1.16	29.47	.68	17.27	5000	1000
L-13A	.960	24.38	1.047	26.59	1.19	30.23	.50	12.70	5000	1000
L-13	.964	24.49	1.090	27.69	1.25	31.75	.75	19.05	2500	500
L-13X	.995	25.27	1.145	29.08	1.31	33.28	.75	19.05	2500	500
L-14	1.094	27.79	1.215	30.86	1.41	35.82	.75	19.05	2500	500
L-14X	1.175	29.85	1.284	32.61	1.44	36.58	.62	15.75	2500	500
L-ST 250	1.179	29.95	1.286	32.66	1.44	36.58	.75	19.05	1500	300
L-15X	1.235	31.37	1.360	34.55	1.50	38.10	.81	20.57	2500	500
L-16	1.312	33.33	1.465	37.21	1.62	41.15	.88	22.35	1000	200
L-17	1.447	36.76	1.600	40.64	1.75	44.45	.88	22.35	1000	200
L-ST 254	1.451	36.86	1.601	40.67	1.75	44.45	.75	19.05	1000	200
L-18	1.560	39.63	1.682	42.72	1.88	47.75	.75	19.05	1000	200
L-18X	1.630	41.40	1.750	44.45	1.94	49.28	.75	19.05	1000	200
L-ST 255	1.633	41.48	1.750	44.45	1.84	46.74	.75	19.05	750	150
L-19	1.750	44.45	1.880	47.75	2.00	50.80	.75	19.05	1000	200
L-20	1.780	45.21	1.950	49.53	2.12	53.85	1.00	25.40	1000	200
L-210	1.844	46.84	2.000	50.80	2.12	53.85	1.00	25.40	1000	200
L-21	1.900	48.26	2.076	52.73	2.25	57.15	1.00	25.40	1000	200

OT Series



Plugs for Type K Style Tubing

OT Series are designed to protect Type K-Style copper tubing. Tapered body with reinforced cross-braces provides exceptional protection for the tube configuration.

Material: Low-Density Polyethylene **Color:** Green

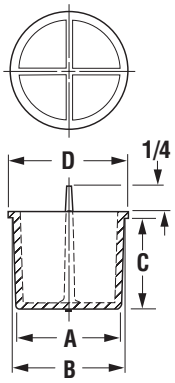

PZP Series

Unified Plugs

PZP Series tapered plugs are designed to protect hydraulic and air-hose fittings, but are versatile enough to fit a variety of applications. The thick flange enables easy installation and removal.

- For Unified Thread
- Plugs tube ends

Material: Low-Density Polyethylene **Color:** Orange

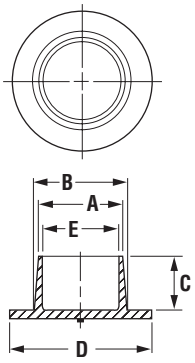

K Series

Plugs for Round Tubing

K Series plugs are specially designed for applications where the outside diameter of the closure should not exceed the outside diameter of the tubing. Flange sits flush with outer wall of the tubing, providing positive protection against moisture and debris.

- For Type K Copper Tubing
- Fits round tubing applications

Material: Low-Density Polyethylene **Color:** Red

Applicable Specs: NAS 843

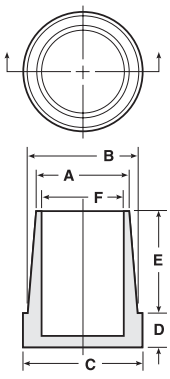

* For other material and color options, contact customer service.

Plugs for Type K Style Tubing **OT Series**

Caplugs No.	Dimensions									Packaging	
	Tubing O.D.	A		B		C		D		Carton Quantity	Mini Pak Quantity
		In	mm	In	mm	In	mm	In	mm		
OT-4	3/8	.302	7.67	.312	7.92	.38	9.65	.38	9.65	7500	1500
OT-8	1/2	.394	10.01	.414	10.52	.38	9.65	.50	12.70	7500	1500
OT-12	5/8	.523	13.28	.543	13.79	.50	12.70	.63	16.00	9000	1800
OT-16	3/4	.646	16.41	.676	17.17	.62	15.75	.75	19.05	5000	1000
OT-20	7/8	.740	18.80	.770	19.56	.75	19.05	.88	22.35	3000	600
OT-24	1-1/8	.990	25.15	1.020	25.91	.88	22.35	1.12	28.45	1500	300
OT-28	1-3/8	1.240	31.50	1.280	32.51	1.00	25.40	1.38	35.05	1000	200
OT-32	1-5/8	1.477	37.52	1.517	38.53	1.00	25.40	1.62	41.15	500	100
OT-36	2-1/8	1.960	49.78	2.010	51.05	1.00	25.40	2.13	54.10	500	100
OT-40	2-5/8	2.420	61.47	2.470	62.74	1.00	25.40	2.63	66.80	250	50
OT-44	3-1/8	2.892	73.46	2.952	74.98	1.00	25.40	3.13	79.50	200	40

Unified Plugs **PZP Series**

Caplugs No.	Dimensions											Packaging	
	Standard Thread Size	Hole Size	A		B		C		D		E		Carton Quantity	Mini Pak Quantity
			In	mm	In	mm	In	mm	In	mm	In	mm		
PZP-201	-	9/16	.550	13.97	.590	14.99	.50	12.70	.75	19.05	.49	12.45	10000	2000
PZP-100	3/4	-	.658	16.71	.738	18.75	.50	12.70	1.09	27.69	.59	15.09	3500	700
PZP-101	7/8	-	.755	19.18	.870	22.10	.50	12.70	1.19	30.23	.69	17.55	3000	600
PZP-111	1-1/16	-	.940	23.88	1.044	26.52	.62	15.75	1.62	41.15	.88	22.35	1500	300
PZP-202	-	1-1/16	1.040	26.42	1.100	27.94	.62	15.75	1.31	33.27	.97	24.64	2500	500
PZP-104	1-1/4	-	1.188	30.18	1.305	33.15	.69	17.53	1.91	48.51	1.12	28.40	1000	200
PZP-107	1-3/4	-	1.475	37.47	1.636	41.55	.69	17.53	2.27	57.66	1.41	35.69	500	100
PZP-204	-	1-5/8	1.600	40.64	1.660	42.16	.75	19.05	1.88	47.75	1.53	38.86	1000	200
PZP-205	-	1-7/8	1.850	46.99	1.910	48.51	.75	19.05	2.13	54.10	1.78	45.21	500	100

† K-2.5mm is for fiber optic connectors, and also available in black.

Plugs for Round Tubing **K Series**

Caplugs No.	Dimensions													Packaging	
	Will Plug SAE J-528 Tubing or O.D. Inches	A		B		C		D		E		F		Carton Quantity	Mini Pak Quantity
		In	mm	In	mm	In	mm	In	mm	In	mm	In	mm		
K-2.5mm†	-	.160	4.06	.165	4.19	.22	5.59	.12	3.05	.26	6.60	.10	2.64	5000	1000
K-3	3/16	.105	2.67	.138	3.51	.19	4.83	.19	4.83	.31	7.87	.08	1.78	5000	1000
K-3S	3/16	.105	0.27	.138	3.51	.19	4.83	.06	1.52	.31	7.87	.08	1.78	5000	1000
K-RP-2	3/16	.105	2.67	.140	3.56	.19	4.83	.13	3.30	.25	6.35	-	-	15000	3000
K-4	1/4	.160	4.06	.202	5.13	.24	6.10	.14	3.56	.38	9.65	.14	3.30	5000	1000
K-RP-3	1/4	.165	4.19	.210	5.33	.25	6.35	.13	3.30	.25	6.35	-	-	35000	7000
K-5	5/16	.227	5.77	.272	6.91	.31	7.87	.14	3.56	.38	9.65	.20	5.08	5000	1000
K-6	3/8	.290	7.37	.340	8.64	.37	9.40	.16	4.06	.38	9.65	.26	6.60	5000	1000
K-RP-45	3/8	.290	7.37	.330	8.38	.38	9.65	.13	3.30	.54	13.72	-	-	10000	2000
K-RP-5	3/8	.290	7.37	.345	8.76	.38	9.65	.13	3.30	.50	12.70	-	-	10000	2000
K-8	1/2	.411	10.44	.466	11.84	.50	12.70	.16	4.06	.38	9.65	.38	9.65	5000	1000
K-10	5/8	.530	13.46	.587	14.91	.62	15.75	.19	4.83	.56	14.22	.50	12.70	5000	1000
K-RP-75	11/16	.550	13.97	.640	16.26	.69	17.53	.13	3.30	.50	12.70	-	-	7500	1500
K-11S	5/8	.530	13.46	.580	14.73	.67	17.02	.37	9.40	.56	14.22	.51	12.95	5000	1000
K-12	3/4	.650	16.51	.712	18.09	.75	19.05	.19	4.83	.56	14.22	.62	15.75	5000	1000
K-12S	-	.609	15.47	.664	16.87	.73	18.54	.38	9.65	.56	14.22	.58	14.73	5000	1000
K-RP-9	29/32	.734	18.64	.834	21.18	.91	23.11	.13	3.30	.62	15.75	-	-	3500	700

SPT Series

Side Pull-Tab Plugs

SPT Series side pull-tab plugs have shallow plugs with small flanges, ideal for plugging open ports in areas with limited space. The pull-tab is molded with a small bead to enable easy gripping and removal, and the plugs are color coded by size for your convenience.

Material: Low-Density Polyethylene **Color:** See chart

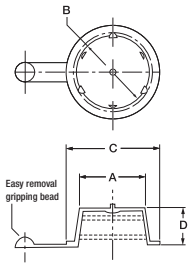

STC Series

Snap-to-Connect Plugs

STC Series plugs are for use on coupling ports on hydraulic motors, pumps and other control devices. Designed with a tab feature to reduce installation and removal time.

- Easy to use
- Multiple applications
- Provides a tight fit with a sealing bead

Material: Flex Temp (Thermoplastic rubber) **Color:** Black

Note: C dimension includes bead

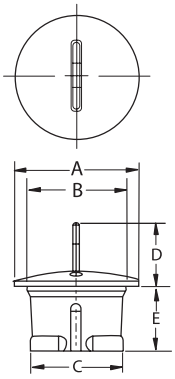

TP Series



Tapered Vinyl Plugs

TP Series tapered vinyl plugs are designed with a distinct tapered configuration, making them ideal for plugging small holes, ranging in diameter from .07" to .34".

- Flexibility of the vinyl allows these plugs to push in and pull out easily
- Color coded for easy size identification

Material: Vinyl **Color:** See chart

Note: For high temperature needs, see our HTP Series.

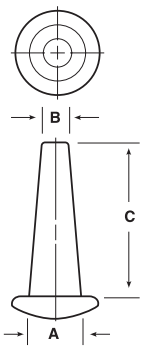

* For other material and color options, contact customer service.

* SPT-9CR has cross ribs on the inside diameter.

Side Pull-Tab Plugs SPT Series

Caplugs No.	Dimensions										Packaging	
	To Fit Thread Size	Color	A		B		C		D		Carton Quantity	Mini Pak Quantity
			In	mm	In	mm	In	mm	In	mm		
SPT-6	3/8 - 18 NPT	Blue	.546	13.89	.64	16.38	.78	19.81	.28	7.11	12000	1000
SPT-8	3/4 - 18 UN	Yellow	.637	16.18	.75	19.23	.86	21.84	.24	6.10	12000	1000
SPT-9	1/2 - 14 NPT	Green	.691	17.55	.79	20.29	.86	21.84	.24	6.10	12000	1000
SPT-9CR*	1/2 - 14 NPT	Red	.691	17.55	.79	20.29	.86	21.84	.24	6.1	8000	1600

Snap-to-Connect Plugs STC Series

Caplugs No.	Dimensions										Packaging	
	A		B		C		D		E		Carton Quantity	Mini Pak Quantity
	In	mm	In	mm	In	mm	In	mm	In	mm		
STC-06	.57	14.48	.43	10.92	.38	9.65	.56	14.22	.47	11.94	5000	1000
STC-08	.70	17.78	.59	14.99	.51	12.95	.56	14.22	.60	15.24	5000	1000
STC-10	.86	21.84	.72	18.29	.64	16.26	.56	14.22	.61	15.49	5000	1000
STC-12	1.11	28.19	.89	22.61	.83	21.08	.56	14.22	.59	14.99	4000	800
STC-16	1.36	34.54	1.13	28.70	1.07	27.18	.56	14.22	.99	25.15	2000	800

† Mini and Micro Paks only available in standard color.
‡ Minimum order for Micro Paks is 2.

Tapered Vinyl Plugs TP Series

Caplugs No.	Color	Dimensions						Packaging		
		A		B *REF		C		Carton Quantity	Mini Pak † Quantity	Micro Pak ‡ Quantity
		In	mm	In	mm	In	mm			
TP-4	Red	.15	3.81	.07	1.78	.500	12.70	5000	1000	50
TP-6	Blue	.20	5.08	.10	2.54	.500	12.70	5000	1000	50
TP-8	Green	.25	6.35	.14	3.56	.750	19.05	5000	1000	50
TP-9	Brown	.30	7.62	.14	3.56	1.000	25.40	5000	1000	50
TP-10	Orange	.31	7.87	.16	4.06	.750	19.05	5000	1000	50
TP-11	Gray	.31	7.87	.19	4.83	1.000	25.40	5000	1000	50
TP-12	Red	.34	8.64	.19	4.83	.750	19.05	5000	1000	50

UPP Series



Universal Pull Plug Series

UPP Series plugs for threaded ports protect against dirt, debris, and other contaminants during shipping and/or production. Designed with a flexible pull tab, they can be installed and removed quickly and easily without fastening or hand tools. Commonly used in the automotive and hydraulic markets. Size configurations to cover 25 different thread specifications including UN, Metric and BSP.

Material: Low-Density Polyethylene **Color:** Red

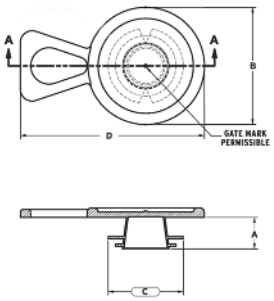

VTP Series

Flexible Vinyl Tapered Plugs

VTP Series vinyl plugs provide a snug yet flexible fit when pushed into open ports, ensuring a tight closure that will not pop out accidentally during processing or shipping. A simple tug on the flanged lip of an installed VTP breaks the seal for easy removal. The plugs are molded from a specially formulated, non-shredding vinyl that offers an attractive, high-gloss finish to products.

Material: Vinyl **Color:** Red

Optional Colors: White, brown, orange, green, gray, blue, yellow

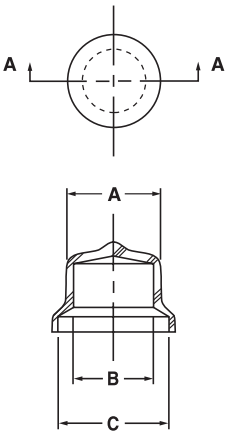

ADP Series

Threaded Aluminum Plugs for Flareless Tube and Hose Assemblies

ADP Series threaded aluminum plugs offer a dimpled nose section to form a low-pressure seal with tube ends and hose assemblies.

- Optional Gaskets: Neoprene, Butyl, Buna N Rubber
- Specs: MIL-C-5501/2, NAS 842

Material: 3003-0 Aluminum Alloy **Color:** Silver

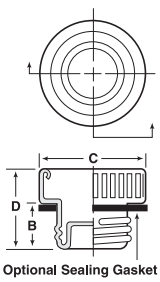

* For other material and color options, contact customer service.

Universal Pull Plug Series UPP Series

Caplugs No.	Dimensions								Packaging
	A		B		C		D		Carton Quantity
	In	mm	In	mm	In	mm	In	mm	
UPP-10-12	.354	8.99	.748	19.00	.504	12.802	1.339	34.01	5000
UPP-14-16	.276	7.01	.894	22.71	.650	16.510	1.550	39.37	5000
UPP-18-20	.315	8.00	1.181	30.00	.756	19.202	1.850	47.00	5000
UPP-22-24	.476	12.09	1.350	34.29	.924	23.460	2.024	51.41	2500
UPP-26-28	.374	9.50	1.575	40.00	1.071	27.203	2.244	57.00	2500
UPP-30-32	.394	10.00	1.772	45.01	1.346	34.180	2.441	62.00	1000

† Mini and Micro Paks only available in standard color.
‡ Minimum order for Micro Paks is 2 Paks.

Flexible Vinyl Tapered Plugs VTP Series

Caplugs No.	Dimensions								Packaging		
	To Fit Thread Size		A		B		C		Carton Quantity	Mini Pak Quantity	Micro Pak Quantity
	NPT	Standard	In	mm	In	mm	In	mm			
VTP-05	-	1/4	.195	4.95	.125	3.18	.300	7.62	5000	1000	100
VTP-1	-	5/16	.290	7.37	.210	5.33	.406	10.31	5000	1000	100
VTP-2	1/8	3/8	.400	10.16	.290	7.37	.437	11.10	5000	1000	100
VTP-25	-	7/16	.445	11.30	.340	8.64	.500	12.70	5000	1000	100
VTP-3	1/4	1/2	.530	13.46	.365	9.27	.555	14.10	5000	1000	100
VTP-35	-	9/16	.570	14.48	.445	11.30	.625	15.88	2500	500	50
VTP-4	3/8	5/8	.640	16.26	.520	13.21	.750	19.05	2500	500	50
VTP-5	1/2	3/4	.800	20.32	.682	17.32	.937	23.80	2500	500	50
VTP-55	3/4	7/8	.870	22.10	.732	18.59	1.000	25.40	1000	200	25
VTP-6	3/4	1-1/16	1.025	28.04	.891	22.63	1.188	30.18	1000	200	25
VTP-7	1	1-3/16, 1-1/4, 1-5/16	1.275	32.39	1.147	29.13	1.453	36.91	1000	200	25

Threaded Aluminum Plugs for Flareless Tube and Hose Assemblies ADP Series

Caplugs No.	Dimensions								Packaging	
	To Fit Tube Size	To Fit Thread Size	B		C		D		Carton Quantity	Mini Pak Quantity
			In	mm	In	mm	In	mm		
ADP-2	5/32	5/16 - 24	.34	8.64	.47	11.94	.52	13.21	5500	1000
ADP-3	3/16	3/8 - 24	.28	7.11	.57	14.48	.52	13.21	5000	1000
ADP-4	1/4	7/16 - 20	.29	7.37	.61	15.49	.54	13.72	7000	1000
ADP-5	5/16	1/2 - 20	.32	8.13	.70	17.78	.55	13.97	5500	1000
ADP-6	3/8	9/16 - 18	.33	8.38	.76	19.30	.60	15.24	4000	1000
ADP-7	7/16	5/8 - 18	.31	7.87	.90	22.86	.59	14.99	5000	1000
ADP-8	1/2	3/4 - 16	.43	10.92	.94	23.88	.72	18.29	4700	800
ADP-10	5/8	7/8 - 14	.49	12.45	1.11	28.20	.74	18.80	3500	500
ADP-12	3/4	1-1/16 - 12	.47	11.94	1.38	35.05	.81	20.57	1900	500
ADP-16	1	1-5/16 - 12	.45	11.43	1.53	38.86	.82	20.83	1200	200
ADP-24	1-1/2	1-7/8 - 12	.63	16.00	2.52	64.01	.93	23.62	500	100

AFO Series

Threaded Aluminum Plugs for Flat-Faced O-Ring Hydraulic Fittings

AFO Series threaded aluminum plugs are designed for positive, metal-to-metal threaded protection.

- Optional Gaskets: Neoprene (GN), Butyl (GB), Buna (GA) Rubber

Material: 3003-0 Aluminum Alloy **Color:** Silver

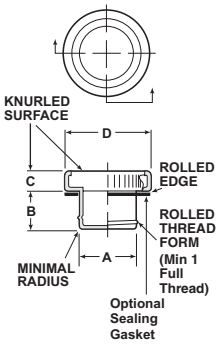

ASP Series

Threaded Aluminum Plugs for 37° Flared Fittings and Straight-Threaded Ports

ASP Series threaded aluminum plugs protect 37° flared fittings and straight-threaded ports.

- Nose section seals on flared fittings with no gasket
- Optional Gaskets: Neoprene (GN), Butyl (GB), Buna (GA) Rubber
- Specs: MIL-C-5501/1, NAS-818, NAS-836

Material: 3003-0 Aluminum Alloy **Color:** Silver

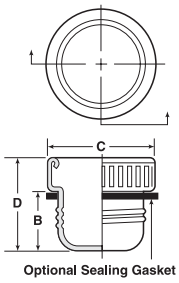

BSP Series

Threaded Plugs for British Standard Pipe Fittings



BSP Series threaded plugs provide positive protective sealing on ports threaded for British Standard Pipe fittings. The series has a unique flange compression seal which prevents leakage of residual fluid.

- Designed for easy finger installation
- 12-point head enables socket or wrench tightening for positive seal

Material: Polypropylene **Color:** Yellow

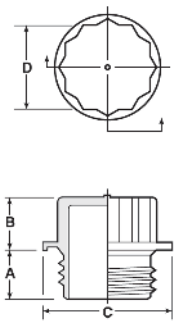

* For other material and color options, contact customer service.

Threaded Aluminum Plugs for Flat-Faced O-Ring Hydraulic Fittings **AFO Series**

Caplugs No.	Dimensions									Packaging	
	To Fit Thread Size	A		B		C		D		Carton Quantity	Mini Pak Quantity
		In	mm	In	mm	In	mm	In	mm		
AFO-60	11/16 - 16	.607	15.42	.48	12.20	.29	7.37	.94	23.88	4500	1000
AFO-80	13/16 - 16	.730	18.54	.53	13.50	.29	7.37	1.11	28.20	3200	400
AFO-100	1 - 14	.907	23.04	.63	16.00	.31	7.87	1.38	35.05	1700	300
AFO-120	1-3/16 - 12	1.080	27.43	.70	17.80	.31	7.87	1.38	35.05	1400	300
AFO-160	1-7/16 - 12	1.330	33.78	.70	17.80	.43	10.92	2.00	50.80	650	100
AFO-180	1-11/16 - 12	1.582	40.17	.89	22.60	.35	8.89	2.31	58.65	500	100

Threaded Aluminum Plugs for 37° Flared Fittings and Straight-Threaded Ports **ASP Series**

Caplugs No.	Dimensions							Packaging	
	To Fit Thread Size	B		C		D		Carton Quantity	Mini Pak Quantity
		In	mm	In	mm	In	mm		
ASP-3	3/8 - 24	.37	9.40	.57	14.48	.61	15.49	4500	1000
ASP-4	7/16 - 20	.46	11.70	.61	15.49	.71	18.03	5000	1000
ASP-5	1/2 - 20	.47	11.90	.70	17.78	.70	17.78	5000	1000
ASP-6	9/16 - 18	.50	12.70	.76	19.30	.77	19.56	5000	1000
ASP-7	5/8 - 18	.50	12.70	.90	22.86	.78	19.81	5000	1000
ASP-8	3/4 - 16	.61	15.50	.94	23.88	.90	22.86	4000	800
ASP-10	7/8 - 14	.70	17.80	1.11	28.20	.95	24.13	3000	500
ASP-12	1-1/16 - 12	.65	16.50	1.38	35.05	.99	25.15	1700	500
ASP-16	1-5/16 - 12	.71	18.00	1.53	38.86	1.08	27.43	1150	200
ASP-24	1-7/8 - 12	.88	22.40	2.50	63.50	1.24	31.50	400	80

Threaded Plugs for British Standard Pipe Fittings **BSP Series**

Caplugs No.	Dimensions								Packaging	
	To Fit Thread Size	A		B		C		12-Point Socket Size D	Carton Quantity	Mini Pak Quantity
		In	mm	In	mm	In	mm			
BSP-1/4	G 1/4	.36	9.14	.33	8.38	.728	18.49	11	5000	1000
BSP-3/8	G 3/8	.36	9.14	.33	8.38	.886	22.51	14	4000	800
BSP-1/2	G 1/2	.43	10.92	.44	11.18	1.043	26.49	18	2000	400
BSP-3/4	G 3/4	.43	10.92	.44	11.18	1.339	33.78	24	2000	400

BT Series

Sealing Plugs for British Standard Pipe Fittings

BT Series sealing plugs are designed to protect British Standard Pipe fittings. The plugs are engineered with five complete threads to provide a tight fit.

- Easily installed with a screwdriver, socket wrench, power tool or manually
- "Sealing lip" enables each plug to provide a secure seal

Material: Nylon 6 **Color:** Yellow

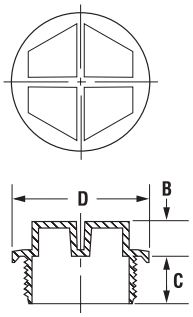

DPN Series

Threaded (UN and UNS) Plugs

DPN Series threaded plugs were designed for use in aircraft and hydraulic equipment applications to seal out contaminants while protecting threads. A rolled thread allows the plug to be pushed or threaded on.

- Meet UN/UNS specifications
- External ribs aid in installation and removal
- Flanged to create a tight seal

Material: High-Density Polyethylene **Color:** Blue

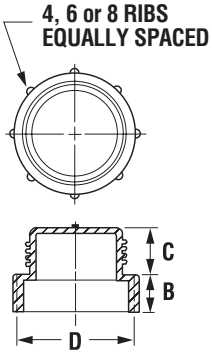

MSP Series

Slotted-Head Plastic Plugs for Metric-Threaded Ports

MSP Series plugs feature two concentric raised rings on the underside of the flange to provide a positive seal for metric-threaded parts. Cross-slotted head makes it easy to tighten or remove with a screwdriver.

Material: High-Density Polyethylene **Color:** Green

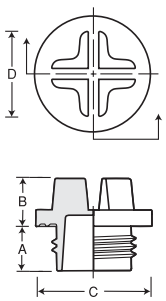

* For other material and color options, contact customer service.

Sealing Plugs for British Standard Pipe Fittings **BT Series**

Caplugs No.	Dimensions							Packaging	
	To Plug BSP Thread Size	B		C		D		Carton Quantity	Mini Pak Quantity
		In	mm	In	mm	In	mm		
BT-0250	G 1/4	.39	9.91	.35	8.89	.76	19.30	7000	1400
BT-0375	G 3/8	.43	10.92	.35	8.89	.87	22.10	4000	800
BT-0500	G 1/2	.51	12.95	.47	11.94	1.07	27.18	2500	500
BT-0750	G 3/4	.51	12.95	.47	11.94	1.27	32.26	1600	320
BT-1000	G 1	.55	13.97	.59	14.99	1.57	39.88	900	180
BT-1250	G 1-1/4	.59	14.99	.59	14.99	1.98	50.29	550	110
BT-1500	G 1-1/2	.59	14.99	.59	14.99	2.18	55.37	450	90
BT-2000	G 2	.59	14.99	.59	14.99	2.69	68.33	250	50

Threaded (UN and UNS) Plugs **DPN Series**

Caplugs No.	Dimensions								Packaging	
	To Fit Tube Size	To Fit Thread Size	B		C		D		Carton Quantity	Mini Pak Quantity
			In	mm	In	mm	In	mm		
DPN-3	3/16	3/8 - 28	.25	6.35	.28	7.11	.44	11.18	10000	2000
DPN-4	1/4	7/16 - 24	.31	7.87	.30	7.62	.56	14.22	7000	1400
DPN-5	5/16	1/2 - 24	.31	7.87	.30	7.62	.62	15.75	10000	2000
DPN-6	3/8	9/16 - 20	.31	7.87	.32	8.13	.69	17.53	10000	2000
DPN-8	1/2	23/32 - 20	.31	7.87	.32	8.13	.88	22.35	5000	1000
DPN-10	5/8	27/32 - 18	.31	7.87	.40	10.16	1.00	25.40	3500	700
DPN-12	3/4	1 - 16	.31	7.87	.42	10.67	1.12	28.45	2500	500
DPN-14	7/8	1-1/8 - 16	.25	6.35	.45	11.43	1.25	31.75	2500	500
DPN-16	1	1-1/4 - 14	.25	6.35	.45	11.43	1.38	35.05	2000	400
DPN-20	1-1/4	1-33/64 - 14	.25	6.35	.45	11.43	1.62	41.15	1000	200
DPN-21S	1-1/4	1-37/64 - 14	.25	6.35	.46	11.68	1.75	44.45	1000	200
DPN-24	1-1/2	1-25/32 - 14	.25	6.35	.55	13.97	2.00	50.80	1000	200
DPN-25S	1-1/2	1-27/32 - 14	.25	6.35	.55	13.97	2.12	53.85	1000	200

Slotted-Head Plastic Plugs for Metric-Threaded Ports **MSP Series**

Caplugs No.	Dimensions									Packaging	
	To Plug Thread Size	A		B		C		D		Carton Quantity	Mini Pak Quantity
		In	mm	In	mm	In	mm	In	mm		
MSP-14x1.5	14mm x 1.5mm	.33	8.30	.32	8.20	.86	21.80	.59	15.00	4000	800
MSP-16x1.5	16mm x 1.5mm	.33	8.50	.24	9.00	.86	21.80	.63	16.00	4000	800

MT Series

Metric Sealing Plugs

MT Series are designed to protect metric fittings with five complete threads to provide a tight fit and secure seal. May be applied or removed with a screwdriver, socket wrench or manually.

Material: Nylon 6 **Color:** Yellow

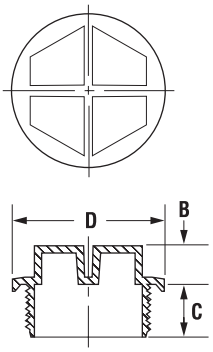

P Series

Plastic Threaded Plugs for Pipe Fittings

P Series plastic threaded plugs are available in six different styles for tapered and straight threads. Designed to keep out moisture, dirt and other contaminants in pipe fittings.

Material: High-Density Polyethylene **Color:** Red

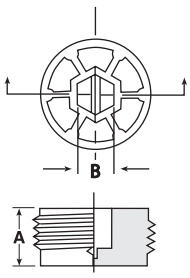

Caplugs No. **P-68VH**

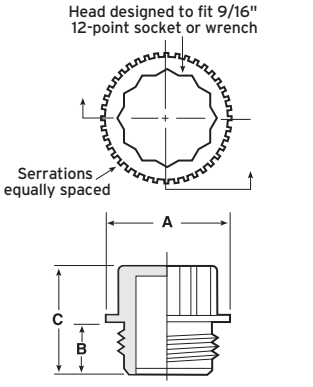

This style is suitable for optional gasketing.

Caplugs Nos. **P-18B** thru **P-68B**

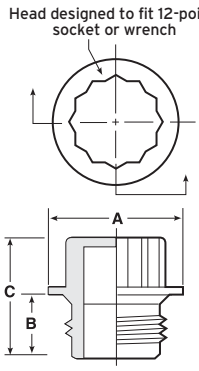

† Material: Polypropylene

Caplugs No. **P-48C**

Straight Threads

* For other material and color options, contact customer service.

Metric Sealing Plugs MT Series

Caplugs No.	Dimensions				Packaging	
	To Plug Metric Thread Size	B mm	C mm	D mm	Carton Quantity	Mini Pak Quantity
MT-10	M10 x 1	9.91	7.11	14.22	10000	2000
MT-12	M12 x 1.5	9.91	9.91	17.27	8000	1600
MT-14	M14 x 1.5	9.91	9.91	19.30	6000	1200
MT-16	M16 x 1.5	9.91	9.91	22.10	4500	900
MT-18	M18 x 1.5	10.92	9.91	23.88	4000	800
MT-20	M20 x 1.5	13.97	9.91	25.91	2800	560
MT-22	M22 x 1.5	13.97	9.91	27.18	2500	500
MT-24	M24 x 1.5	13.97	12.00	31.50	2200	440
MT-26	M26 x 1.5	13.97	9.91	32.00	1700	340
MT-27	M27 x 2	13.97	12.95	32.26	1500	300
MT-33	M33 x 2	13.97	12.95	40.39	900	180
MT-42	M42 x 2	15.00	13.00	50.00	550	n/a

* Meets NAS 840 specifications.
† Polypropylene

Plastic Threaded Plugs for Pipe Fittings P Series

Caplugs No.	Dimensions							Packaging	
	To Fit Thread Size	A		B		C		Carton Quantity	Mini Pak Quantity
		In	mm	In	mm	In	mm		
P-18	1/8 NPT	.44	11.18	.28	7.11	.25	6.35	5000	1000
P-28	1/4 NPT	.50	12.70	.37	9.40	.25	6.35	5000	1000
P-38	3/8 NPT	.56	14.22	.44	11.18	.25	6.35	5000	1000
P-48	1/2 NPT	.59	14.99	.56	14.22	.25	6.35	2500	500
P-108	1-1/4 NPT	.75	19.05	1.00	25.40	.25	6.35	800	160
P-128	1-1/2 NPT	.97	24.64	1.25	31.75	.38	9.65	700	140
P-68H	3/4 NPT	.62	15.75	.62	15.75	.25	6.35	1000	200
P-88H	1 NPT	.72	18.29	.81	20.57	.31	7.87	1000	200
P-68V	3/4 NPT	.62	15.75	.50	12.70	-	-	1000	200
P-68VH	3/4 NPT	.50	12.70	.31	7.87	-	-	2500	500
P-18B	1/8 NPT	.56	14.22	.27	6.85	.58	14.73	5000	1000
P-28B	1/4 NPT	.74	18.80	.37	9.39	.68	17.27	5000	1000
P-38B*	3/8 NPT	.83	21.08	.33	8.38	.71	10.03	2500	500
P-48B	1/2 NPT	1.04	26.42	.55	13.97	.92	23.37	1000	200
P-68B	3/4 NPT	1.31	33.28	.63	16.00	1.04	26.42	1000	200
P-48C †	1/2 -14 NPT	1.04	26.41	.50	12.70	.94	23.87	3000	600
P-88B	1 NPT	.72	18.29	.81	20.57	.31	7.87	1000	200

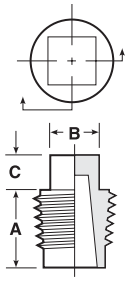

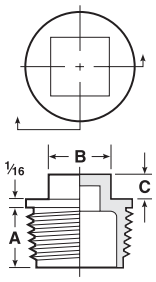

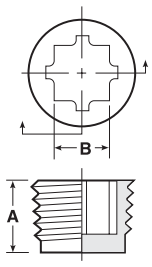

Caplugs Nos. **P-18** thru **P-128**

Caplugs Nos. **P-68H** and **P-88H**

Caplugs No. **P-68V**

Tapered Threads

NPT Series

Threaded Plug for NPT Fitting

NPT Series threaded plugs are designed to be used as dust plugs to keep out contaminants and moisture, and to protect against thread damage during shipping and storage.

- Easy to install and remove
- Fully threaded to ensure a secure fit
- Locks tight to keep out moisture and debris
- Lightweight and durable

Material: High-Density Polyethylene

Colors: White **Optional Colors:** Red

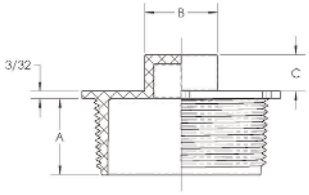

PD Series



Threaded Plastic Plugs for Flared JIC Fittings

PD Series are designed for use on flared JIC fittings and will seal low-pressure requirements with light finger tightening. May be used on 37° flared fittings without gaskets. The plugs are knurled for easy installation and removal

Material: High-Density Polyethylene/Low-Density Polyethylene
Color: Red
Applicable Specs: NAS 833, NAS 815

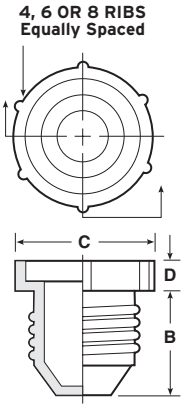

* For other material and color options, contact customer service.

Threaded Plug for NPT Fitting NPT Series

Caplugs No.	Dimensions								Qunatity	
	To Fit Thread Size	Schedule Size	A		B		C		Carton	Mini Pak
			In	mm	In	mm	In	mm		
NPT-2000	2	40	1.05	26.67	1.00	25.4	.50	12.70	300	60
NPT-2500	2.5	40	1.45	36.83	1.00	25.4	.50	12.70	250	50
NPT-3000	3	40	1.45	36.83	1.00	25.4	.50	12.70	150	30
NPT-4000	4	80	1.72	43.69	1.00	25.4	.50	12.70	90	18

Threaded Plastic Plugs for Flared JIC Fittings PD Series

Caplugs No.	Dimensions								Packaging	
	To Plug Nominal Tubing Size - Inches	To Fit Thread Size - Inches	B		C		D		Carton Quantity	Mini Pak Quantity
			In	mm	In	mm	In	mm		
PD-20 (LDPE)	1/8	5/16 - 24	.44	11.20	.44	11.18	.18	4.57	5000	1000
PD-30 (LDPE)	3/16	3/8 - 24	.46	11.70	.50	12.70	.18	4.57	5000	1000
PD-30 (HDPE)	3/16	3/8 - 24	.46	11.70	.50	12.70	.18	4.57	5000	1000
PD-40 (LDPE)	1/4	7/16 - 20	.53	13.50	.62	15.75	.19	4.83	5000	1000
PD-40 (HDPE)	1/4	7/16 - 20	.53	13.50	.62	15.75	.19	4.83	5000	1000
PD-50 (LDPE)	5/16	1/2 - 20	.53	13.50	.68	17.27	.25	6.35	5000	1000
PD-50 (HDPE)	5/16	1/2 - 20	.53	13.50	.68	17.27	.25	6.35	5000	1000
PD-60 (LDPE)	3/8	9/16 - 18	.50	12.70	.81	20.57	.25	6.35	5000	1000
PD-60 (HDPE)	3/8	9/16 - 18	.50	12.70	.81	20.57	.25	6.35	5000	1000
PD-65 (LDPE)	3/8	5/8 - 18	.59	15.00	.81	20.57	.25	6.35	5000	1000
PD-65 (HDPE)	3/8	5/8 - 18	.59	15.00	.81	20.57	.25	6.35	5000	1000
PD-80 (LDPE)	1/2	3/4 - 16	.75	19.10	.94	23.88	.25	6.35	2500	500
PD-80 (HDPE)	1/2	3/4 - 16	.75	19.10	.94	23.88	.25	6.35	2500	500
PD-100 (LDPE)	5/8	7/8 - 14	.87	22.10	1.06	26.93	.25	6.35	2500	500
PD-100 (HDPE)	5/8	7/8 - 14	.87	22.10	1.06	26.93	.25	6.35	2500	500
PD-110 (LDPE)	-	1 - 12	.84	21.34	1.12	28.45	.25	6.35	2500	500
PD-110 (HDPE)	-	1 - 12	.84	21.34	1.12	28.45	.25	6.35	2500	500
PD-HF-16 (LDPE)	3/4	1-1/16 - 12	.86	21.80	1.41	35.81	.25	6.35	1500	300
PD-HF-16 (HDPE)	3/4	1-1/16 - 12	.86	21.80	1.41	35.81	.25	6.35	1500	300
PD-120 (LDPE)	-	1-1/16 - 12	.89	22.61	1.25	31.75	.25	6.35	2500	500
PD-121 (LDPE)	3/4	1-1/16 - 14	1.12	28.50	1.31	33.28	.25	6.35	1000	200
PD-121 (HDPE)	3/4	1-1/16 - 14	1.12	28.50	1.31	33.28	.25	6.35	1000	200
PD-HF-17 (LDPE)	3/4	1-1/16 - 14	.86	21.80	1.41	35.81	.25	6.35	1500	300
PD-HF-17 (HDPE)	3/4	1-1/16 - 14	.86	21.80	1.41	35.81	.25	6.35	1500	300
PD-HF-18 (LDPE)	7/8	1-3/16 - 12	.93	23.60	1.50	38.10	.25	6.35	1200	240
PD-HF-18 (HDPE)	7/8	1-3/16 - 12	.93	23.60	1.50	38.10	.25	6.35	1200	240
PD-160 (LDPE)	1	1-5/16 - 12	.93	23.60	1.50	38.10	.25	6.35	1000	200
PD-160 (HDPE)	1	1-5/16 - 12	.93	23.60	1.50	38.10	.25	6.35	1000	200
PD-180 (LDPE)	-	1-1/2 - 12	.93	23.60	1.75	44.45	.25	6.35	1000	200
PD-180 (HDPE)	-	1-1/2 - 12	.93	23.60	1.75	44.45	.25	6.35	1000	200
PD-HF-24 (LDPE)	1-1/4	1-5/8 - 12	.94	23.90	2.22	56.39	.34	8.64	500	100
PD-HF-24 (HDPE)	1-1/4	1-5/8 - 12	.94	23.90	2.22	56.39	.34	8.64	500	100
PD-HF-26 (LDPE)	-	1-3/4 - 12	.97	24.60	2.31	58.97	.34	8.64	500	100
PD-HF-26 (HDPE)	-	1-3/4 - 12	.97	24.60	2.31	58.97	.34	8.64	500	100
PD-240 (LDPE)	1-1/2	1-7/8 - 12	1.15	29.20	2.31	58.68	.31	7.87	500	100
PD-240 (HDPE)	1-1/2	1-7/8 - 12	1.15	29.20	2.31	58.68	.31	7.87	500	100
PD-HF-28 (LDPE)	1-1/2	1-7/8 - 12	1.06	26.90	2.47	62.74	.38	9.65	500	100
PD-HF-28 (HDPE)	1-1/2	1-7/8 - 12	1.06	26.90	2.47	62.74	.38	9.65	500	100
PD-HF-30 (LDPE)	1-3/4	2-1/4 - 12	1.31	33.30	2.75	69.85	.38	9.65	250	50
PD-HF-30 (HDPE)	1-3/4	2-1/4 - 12	1.31	33.30	2.75	69.85	.38	9.65	250	50
PD-HF-32 (LDPE)	2	2-1/2 - 12	1.31	33.30	3.09	78.49	.38	9.65	225	45
PD-HF-32 (HDPE)	2	2-1/2 - 12	1.31	33.30	3.09	78.49	.38	9.65	225	45

PDE Series

Plastic Threaded Plugs for Flareless Tube and Nut Assemblies

PDE Series are designed to fit tube and nut assemblies with common thread sizes interchangeably. Knurled to aid with finger tightening installation and removal.

Material: Low-Density Polyethylene **Color:** Red

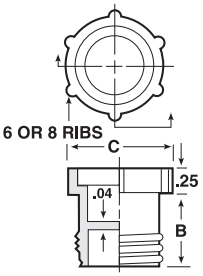

PDF Series

Threaded Plastic Plugs for Flat-Faced O-Ring Hydraulic Fittings

PDF Series are designed for easy mechanical or hand installation of flat-faced O-ring hydraulic fittings.

- Fits common thread sizes
- Fits common nominal tube sizes
- Knurled for ease of use

Material: Low-Density Polyethylene **Color:** Red

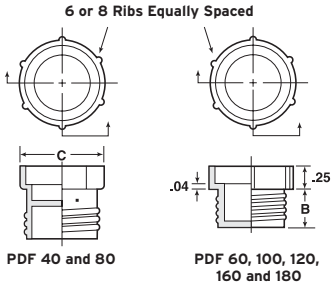

PDH Series

Threaded Plastic Plugs for Flat-Faced O-Ring Hydraulic Fittings

PDH Series plugs are designed for flat-faced O-ring hydraulic fittings and can be installed and removed with an Allen Wrench. The plastic plugs have a universal design with standard thread pitches to sit flush against an O-ring.

- Common thread sizes
- Flangeless style plug

Material: High-Density Polyethylene **Color:** Red

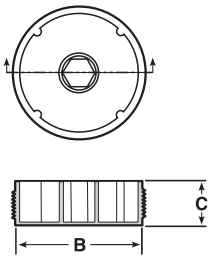

* For other material and color options, contact customer service.

Plastic Threaded Plugs for Flareless Tube and Nut Assemblies **PDE Series**

Caplugs No.	Dimensions					Packaging	
	To Fit Thread Size - Inches	B		C		Carton Quantity	Mini Pak Quantity
		In	mm	In	mm		
PDE-3	3/8 - 24	.35	8.89	.56	12.70	5000	1000
PDE-4	7/16 - 20	.40	10.16	.56	14.22	5000	1000
PDE-5	1/2 - 20	.46	11.68	.63	16.00	5000	1000
PDE-6 (PDF-40)	9/16 - 18	.48	12.19	.68	17.27	5000	1000
PDE-8	3/4 - 16	.54	13.72	.87	22.10	5000	1000
PDE-10	7/8 - 14	.62	15.75	1.00	25.40	2500	500
PDE-12	1-1/16 - 12	.64	16.26	1.25	31.75	1000	200
PDE-16	1-5/16 - 12	.72	18.29	1.50	38.10	1000	200

Threaded Plastic Plugs for Flat-Faced O-Ring Hydraulic Fittings **PDF Series**

Caplugs No.	Dimensions						Packaging	
	To Plug Nominal Tubing Size - Inches	To Fit Thread Size Inches	B		C		Carton Quantity	Mini Pak Quantity
			In	mm	In	mm		
PDF-6 (PDF-40)	1/4	9/16 - 18	.48	12.19	.68	17.27	5000	1000
PDF-60	3/8	11/16 - 16	.44	11.18	.87	22.10	5000	1000
PDF-80	1/2	13/16 - 16	.50	12.70	.94	23.88	5000	1000
PDF-100	5/8	1 - 14	.59	14.99	1.16	29.47	2500	500
PDF-110 (B-592)	-	1-1/8 - 12	.75	19.05	1.50	38.10	1000	200
PDF-120	3/4	1-3/16 - 12	.63	16.00	1.33	33.78	2500	500
PDF-160	1	1-7/16 - 12	.75	19.05	1.63	41.40	1000	200
PDF-180	1-1/4	1-11/16 - 12	.89	22.61	1.88	47.75	1000	200

Threaded Plastic Plugs for Flat-Faced O-Ring Hydraulic Fittings **PDH Series**

Caplugs No.	Dimensions					Packaging	
	To Fit Thread Size	B		C		Carton Quantity	Mini Pak Quantity
		In	mm	In	mm		
PDH-1 3/16-12	1-3/16 - 12	1.060	26.92	1.00	25.40	500	100
PDH-1 3/8-12	1-3/8 - 12	1.245	31.62	1.00	25.40	500	100
PDH-1 3/4-12	1-3/4 - 12	1.640	41.66	1.00	25.40	500	100
PDH-2-12	2 - 12	1.878	47.70	1.00	25.40	500	100
PDH-2 5/16-12	2-5/16 - 12	2.190	55.63	1.00	25.40	250	50
PDH-3 1/16-12	3-1/16- 12	2.930	74.42	1.00	25.40	250	50

PDI Series

Threaded Plastic Plugs for Inverted Flared Fittings

PDI Series plugs are designed for use on inverted flared fittings with common thread sizes. Knurled for ease of use and can be finger tightened to seal. Plugs will seal boss type fittings without gaskets.

- For inverted flared fittings

Material: Low-Density Polyethylene **Color:** Red

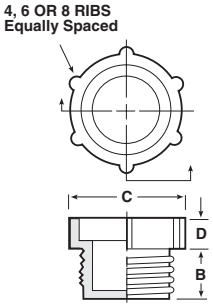

PDO Series

Plastic Threaded Plugs for SAE O-Ring Ports

PDO Series plugs provide a positive seal for SAE straight-threaded O-ring-type ports and bosses on fluid power components with common thread sizes. Integral O-ring-type bead seals in the bevel of the port to prevent fluid leakage or entrance of contaminants.

Material: High-Density Polyethylene **Color:** Red

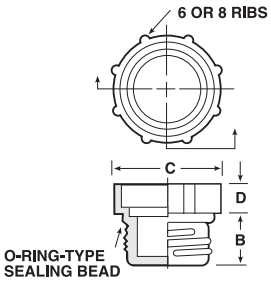

RP Series



Threaded Plugs

RP Series provide a general purpose, high-strength, machine thread plug adaptable to a multitude of applications. Originally used for automotive and air conditioning tube fittings. Serrated for finger tightening, they also have a slotted hex-head for screwdriver, nutdriver or wrench installation where desired.

- Wide range of thread sizes
- Threaded plug
- Easy to use

Material: Polypropylene **Color:** Red

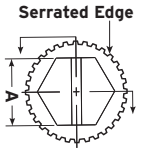

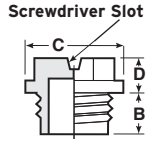

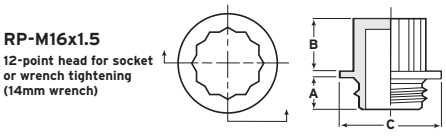

* For other material and color options, contact customer service.

Threaded Plastic Plugs for Inverted Flared Fittings PDI Series

Caplugs No.	Dimensions							Packaging	
	To Fit Thread Size - Inches	B		C		D		Carton Quantity	Mini Pak Quantity
		In	mm	In	mm	In	mm		
PDI-21	5/16 - 28	.22	5.59	.44	11.20	.19	4.83	5000	1000
PDI-31	3/8 - 24	.25	6.35	.50	12.70	.19	4.83	5000	1000
PDI-41	7/16 - 24	.27	6.86	.63	16.00	.19	4.83	5000	1000
PDI-51	1/2 - 20	.28	7.11	.69	17.50	.25	6.35	5000	1000
PDI-66	5/8 - 18	.31	7.87	.81	20.60	.25	6.35	5000	1000
PDI-67	5/8 - 18	.50	12.70	.81	20.60	.25	6.35	5000	1000
PDI-69	11/16 - 18	.31	7.87	.87	22.10	.25	6.35	5000	1000
PDI-81	3/4 - 18	.38	9.65	.87	22.10	.25	6.35	5000	1000
PDI-122	1-1/16 - 16	.43	10.92	1.19	30.20	.25	6.35	2500	500

Plastic Threaded Plugs for SAE O-Ring Ports PDO Series

Caplugs No.	Dimensions							Packaging	
	To Fit Thread Size	B		C		D		Carton Quantity	Mini Pak Quantity
		In	mm	In	mm	In	mm		
PDO-104	7/16 - 20	.32	8.13	.65	16.51	.38	9.65	5000	1000
PDO-105	1/2 - 20	.32	8.13	.72	18.29	.38	9.65	5000	1000
PDO-106	9/16 - 18	.36	9.14	.78	19.81	.38	9.65	5000	1000
PDO-108	3/4 - 16	.40	10.16	.98	24.89	.38	9.65	2500	500
PDO-110	7/8 - 14	.45	11.43	1.11	28.20	.38	9.65	2500	500
PDO-112	1-1/16 - 12	.62	15.75	1.31	33.27	.38	9.65	2500	500
PDO-116	1-5/16 - 12	.62	15.75	1.56	39.63	.38	9.65	1000	200
PDO-120	1-5/8 - 12	.62	15.75	1.88	47.75	.38	9.65	1000	200

* RP-M16x1.5 is white.

Threaded Plugs RP Series

Caplugs No.	Dimensions									Packaging	
	To Plug Thread Size - Inches	A		B		C		D		Carton Quantity	Mini Pak Quantity
		In	mm	In	mm	In	mm	In	mm		
RP-7-14	7/16 - 14	.43	10.92	.30	7.62	.62	15.75	.28	7.11	5000	1000
RP-TF 7-1	7/16 - 20	-	-	.30	7.62	.68	17.27	.19	4.83	5000	1000
RP-8-13	1/2 - 13	.49	12.57	.32	8.13	.69	17.53	.26	6.60	5000	1000
RP-TF 8	1/2 - 20	-	-	.36	9.14	.74	18.80	.19	4.83	4500	900
RP-TF 9	9/16 - 18	-	-	.35	8.89	.81	20.57	.19	4.83	3500	700
RP-TF 10	5/8 - 18	-	-	.34	8.64	.74	18.80	.17	4.32	7500	1500
RP-TF 12-2	3/4 - 16	-	-	.44	11.18	1.03	26.16	.19	4.83	5000	1000
RP-TF 12	3/4 - 16	-	-	.44	11.18	.89	22.61	.18	4.57	5000	1000
RP-TF 14-3	7/8 - 14	.75	19.05	.50	12.70	1.18	29.97	.19	4.83	2500	500
RP-TF 14	7/8 - 14	.75	19.05	.50	12.70	1.02	25.91	.24	6.10	2500	500
RP-TF 17-2	1-1/16 - 12	-	-	.62	15.75	1.47	37.34	.19	4.83	1500	300
RP-TF 21-1	1-5/16 - 12	-	-	.88	22.35	1.56	39.62	.25	6.35	1000	200
RP-TF 26	1-5/8 - 12	-	-	1.00	25.40	2.00	50.80	.25	6.35	700	140
RP-TF 30	1-7/8 - 12	-	-	1.00	25.40	2.25	57.15	.25	6.35	500	100
RP-M16x1.5**	16mm x 1.5mm	.28	7.11	.52	13.21	.89	22.61	-	-	4000	800

RPO Series

Threaded Plugs

RPO Series plugs provide a positive dual seal on SAE straight-threaded ports. Integral O-ring-type bead seals into bevel of threaded opening to prevent oil or fluid leakage. A lip on the flange compresses against the surface to keep contaminants from the spot face. Easy to install or remove with a slotted 12-point head for screwdriver, socket or wrench tightening.

Material: High-Density Polyethylene **Color:** Red

Note: Also available in a paintable nylon material. Call Customer Service for information.

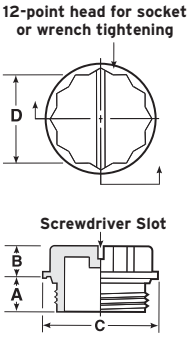

RPO-M Series

Threaded Plugs

RPO-M Series plugs provide dual seals on ISO fluid power system metric ports. An integral O-ring-type bead seals snugly into the bevel of the threaded opening to prevent oil or fluid leakage. A 12-point head makes it possible to tighten with socket or wrench.

- SAE threaded ports
- Easy to install or remove
- Molded O-ring

Material: Polypropylene **Color:** Green

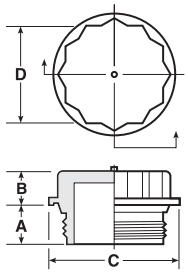

ETV Series

Flexible Vinyl External Thread Plugs

Series ETV external thread plugs are injection-molded vinyl. These flexible plugs can be easily pushed in and removed with no threading required. The external threads hold plugs securely in place. The plugs are also available in temperature resistant Flex500® material, ideal for finishing applications and exposure up to 500°F. (HETV Series)

- Threaded plug
- Side tab for easy removal

Material: Vinyl **Color:** Black

Note: ETV-12R & ETV-16R = EPDM

FLEX500® Several vinyl series are available in temperature-resistant Flex500.®

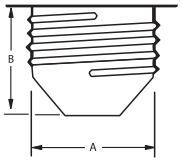

* For other material and color options, contact customer service.

Threaded Plugs RPO Series

Caplugs No.	Dimensions								Packaging	
	To Plug Thread Size - Inches	A		B		C		12-Point Socket Size D	Carton Quantity	Mini Pak Quantity
		In	mm	In	mm	In	mm			
RPO-104	7/16 - 20	.34	8.64	.26	6.60	.66	16.76	3/8	8000	1000
RPO-104-24	7/16 - 24	.34	8.64	.26	6.60	.66	16.76	3/8	8000	1000
RPO-105	1/2 - 20	.34	8.64	.30	7.62	.73	18.54	7/16	6000	1000
RPO-106	9/16 - 18	.36	9.14	.30	7.62	.80	20.32	1/2	6000	1000
RPO-108	3/4 - 16	.41	10.41	.31	7.87	1.02	25.91	11/16	3000	600
RPO-110	7/8 - 14	.53	13.46	.31	7.87	1.16	29.47	13/16	2000	400
RPO-112	1-1/16 - 12	.61	15.49	.31	7.87	1.45	36.83	1	1000	200
RPO-116	1-5/16 - 12	.61	15.49	.33	8.38	1.74	44.20	1-1/4	1000	200
RPO-120	1-5/8 - 12	.61	15.49	.33	8.38	2.17	55.12	1-9/16	700	140
RPO-124	1-7/8 - 12	.62	15.74	.34	8.636	2.42	61.468	–	600	120

* RPO-M12Sx1.5 is Blue, RPO-M13x1.5 is Black.

Threaded Plugs RPO-M Series

Caplugs No.	Dimensions								Packaging	
	To Plug Thread Size - Inches	A		B		C		12-Point Socket Size D	Carton Quantity	Mini Pak Quantity
		In	mm	In	mm	In	mm			
RPO-M10x1.5	10 x 1.5	.33	8.51	.33	8.41	.65	16.51	12	5000	1000
RPO-M12x1.5	12 x 1.5	.41	10.41	.34	8.64	.73	18.54	10	5000	1000
RPO-M12Sx1.5*	12 x 1.5	.34	8.50	.33	8.40	.73	18.50	10	5000	1000
RPO-M13x1.5*	13 x 1.5	.34	8.50	.37	9.30	.73	18.50	12	5000	1000
RPO-M14x1.5	14 x 1.5	.41	10.41	.38	9.65	.81	20.57	12	5000	1000
RPO-M18x1.5	18 x 1.5	.41	10.41	.44	11.18	.97	24.64	16	3000	600
RPO-M22x1.5	22 x 1.5	.41	10.41	.44	11.18	1.12	28.45	20	2000	400
RPO-M27x2	27 x 2	.41	10.41	.44	11.18	1.36	34.54	24	2000	400

* Standard material is EPDM

Flexible Vinyl External Thread Plugs ETV Series

Caplugs No.	Dimensions					Packaging	
	To Plug Thread Size - Inches	A		B		Carton Quantity	Mini Pak Quantity
		In	mm	In	mm		
ETV-4	7/16	.438	11.13	.438	11.13	5000	1000
ETV-5	1/2	.500	12.70	.500	12.70	5000	1000
ETV-6	9/16	.563	14.30	.500	12.70	5000	1000
ETV-8	3/4	.750	19.05	.625	15.88	5000	1000
ETV-10	7/8	.875	22.23	.688	17.48	4000	800
ETV-12-R*	1-1/16	1.047	26.59	.750	19.05	2800	560
ETV-16-R*	1-5/16	1.281	32.54	.875	22.23	2000	400

TB Series

BSP General-Purpose Plug

TB Series plugs are designed to protect British Standard Pipe fittings from contaminants and damage while providing protection for delicate threads. These easy to use plugs can be tightened with a screwdriver, hex wrench, or manually. TB Series plugs meet low-pressure testing requirements.

Material: Linear Low-Density Polyethylene **Color:** Yellow

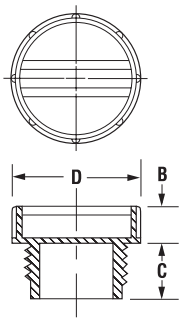

TH Series

Hex Socket Threaded Plugs

TH Series plugs are designed to protect internal threads during low-pressure testing and in-plant process. Safely keeps contaminants and moisture from threaded ports. Oil and heat resistant to 250°F. Not intended for permanent applications.

- Hex design socket for installation and removal
- Protects NPT threaded
- Keeps ports clean

Material: High-Density Polyethylene **Color:** Black

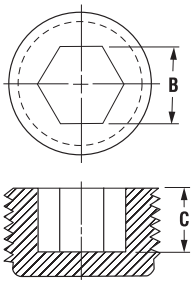

TM Series

Metric General-Purpose Plugs

TM Series plugs are designed to protect metric threads from damage and contaminants. A knurled head and screwdriver slot allow for easy installation and removal. Available in a range of sizes.

Material: Linear Low-Density Polyethylene **Color:** Yellow

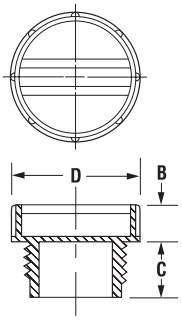

* For other material and color options, contact customer service.

BSP General-Purpose Plug TB Series

Caplugs No.	Dimensions				Packaging	
	To Plug BSP Thread Size	B mm	C mm	D mm	Carton Quantity	Mini Pak Quantity
TB-0125	G 1/8	5.08	8.89	21.08	10000	2000
TB-0250	G 1/4	5.08	8.89	21.08	8000	1600
TB-0375	G 3/8	6.10	23.88	23.11	5000	1000
TB-0500	G 1/2	6.10	11.94	27.94	3000	600

Hex Socket Threaded Plugs TH Series

Caplugs No.	Dimensions					Packaging	
	To Plug NPT Thread Size	B		C		Carton Quantity	Mini Pak Quantity
		In	mm	In	mm		
TH-1	1/16 - 27	.156	3.96	.31	7.87	2000	400
TH-3	1/4 - 18	.25	6.35	.31	7.87	3500	700
TH-5	3/8 - 18	.31	7.87	.38	9.65	4000	800
TH-7	1/2 - 14	.38	9.65	.38	9.65	2500	500
TH-9	3/4 - 14	.56	14.22	.50	12.70	1500	300
TH-11	1 - 11-1/2	.63	16.00	.53	13.46	800	160

Metric General-Purpose Plugs TM Series

Caplugs No.	Dimensions				Packaging	
	To Plug Metric Thread Size	B mm	C mm	D mm	Carton Quantity	Mini Pak Quantity
TM-12	M12 x 1.5	5.08	8.89	21.08	8000	1600
TM-14	M14 x 1.5	5.08	8.89	21.08	8000	1600
TM-16	M16 x 1.5	6.10	9.91	23.11	5000	1000
TM-18	M18 x 1.5	6.10	9.91	23.11	5000	1000
TM-20	M20 x 1.5	6.10	11.94	27.94	3000	600
TM-22	M22 x 1.5	6.10	11.94	27.94	3000	600

TPN Series

Square-Head Plugs

TPN Series plugs are ideal for low-pressure testing and in-house handling. The square-head design enables easy installation. These plugs protect threaded ports from damage, contamination and moisture. Resistant to oil and heat up to 250° F. Not intended for permanent applications.

- Fits NPT threads
- Easy to use

Material: High-Density Polyethylene **Color:** Black

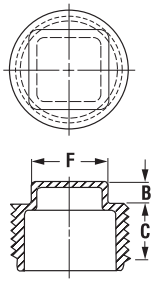

TPN-F Series

Square-Head with Flange Plugs

TPN-F Series plugs protect the circumference of the port while simultaneously protecting the threads from damage, contaminants and moisture. These square-head design plugs are commonly used for low-pressure testing and in-plant processing and combat oil and heat up to 250° F. Not intended for permanent applications.

- Fits NPT threads
- Easy to use

Material: High-Density Polyethylene **Color:** Black

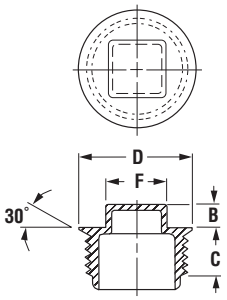

TPSD Series

Threaded Plugs with Square Drive

TPSD Series threaded plugs can be used for a wide variety of applications. These durable, general purpose plugs are high strength and machine threaded. Each plug is serrated for easy finger tightening with a recessed square-head drive for ease of installation and removal.

Material: Polypropylene **Color:** Red

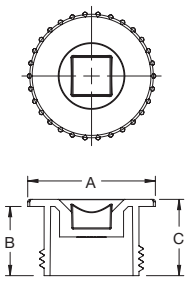

* For other material and color options, contact customer service.

Square-Head Plugs TPN Series

Caplugs No.	Dimensions							Packaging	
	To Plug NPT Thread Size	B		C		F		Carton Quantity	Mini Pak Quantity
		In	mm	In	mm	In	mm		
TPN-1	1/8 - 27	.25	6.35	.29	7.37	.28	7.11	5000	1000
TPN-3	1/4 - 18	.25	6.35	.35	8.89	.38	9.65	5000	1000
TPN-5	3/8 - 18	.25	6.35	.42	10.67	.44	11.18	3000	600
TPN-7	1/2 - 14	.25	6.35	.47	11.94	.56	14.22	1500	300
TPN-9	3/4 - 14	.25	6.35	.52	13.21	.62	15.75	2000	400
TPN-11	1-11 - 1/2	.25	6.35	.59	14.99	.81	20.57	1500	300
TPN-13	1-1/4 - 11-1/2	.38	9.65	.83	21.08	1.00	25.40	500	100
TPN-15	1-1/2 - 11-1/2	.38	9.65	.83	21.08	1.25	31.75	500	100

† Hexagonal head

Square-Head with Flange Plugs TPN-F Series

Caplugs No.	Dimensions									Packaging	
	To Plug NPT Thread Size	B		C		D		F		Carton Quantity	Mini Pak Quantity
		In	mm	In	mm	In	mm	In	mm		
TPN-1F †	1/8 - 27	.19	4.83	.29	7.37	.56	14.22	.43	10.92	7500	1500
TPN-3F	1/4 - 18	.25	6.35	.35	8.99	.69	17.53	.44	11.18	5000	1000
TPN-5F	3/8 - 18	.25	6.35	.41	10.41	.81	20.57	.44	11.18	2500	500
TPN-7F	1/2 - 14	.25	6.35	.47	11.94	1.00	25.40	.56	14.22	1500	300
TPN-9F	3/4 - 14	.25	6.35	.52	13.21	1.25	31.75	.63	16.00	2000	400

Threaded Plugs with Square Drive TPSD Series

Caplugs No.	Dimensions							Packaging	
	To Fit Thread Size	A		B		C		Carton Quantity	Mini Pak Quantity
		In	mm	In	mm	In	mm		
TPSD-17	1-1/16 - 12	1.44	36.58	.63	16.01	.72	18.29	1800	360
TPSD-21	1-5/16 - 12	1.56	39.63	.88	22.36	.97	24.64	1200	240

UT Series



Unified Sealing Plugs

UT Series plugs protect unified/straight-threaded ports. Each plug features an integral tight fit sealing lip along with five complete threads. The design prevents contaminants from entering, while keeping fluids from escaping, without the use of an additional O-ring. May be applied and removed with a screwdriver, socket wrench, power tool, or manually.

- Molded in O-ring sealing bead
- Easy to install and remove

Material: High-Density Polyethylene **Color:** Red

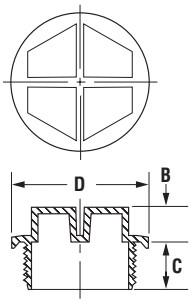

UTP Series



Universal Thread Plugs

UTP Series plugs offer unique flexibility to fit many thread sizes. The plugs are easily installed by pushing into a female threaded port, and a small turn locks the plug in place. UTP Series plugs are also available in high-density material.

Material: Low-Density Polyethylene **Color:** Red

Note: UTP Series is also available in High-Density Polyethylene – contact Customer Service

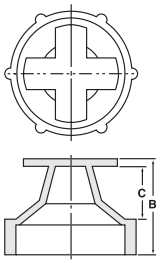

BPFE Series

Ergonomic Button Plugs with Flush-Type Heads

BPFE Series ergonomic button plugs with flush-type heads are designed to plug holes in sheet metal. The BPFE Series offers greater versatility because of the pliable nature of the material.

- One size plug fits a variety of different sized holes
- Quick and easy installation and removal

Material: FlexTemp (Thermoplastic Rubber) **Color:** Black

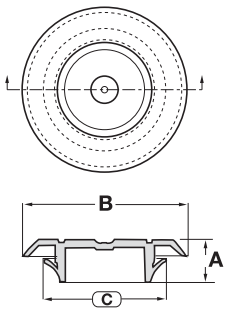

* For other material and color options, contact customer service.

Unified Sealing Plugs **UT Series**

Caplugs No.	Dimensions							Packaging	
	To Plug Thread Size	B		C		D		Carton Quantity	Mini Pak Quantity
		In	mm	In	mm	In	mm		
UT-6	7/16 - 20	.35	9.00	.43	11.00	.82	20.80	7000	1400
UT-8	1/2 - 20	.39	10.00	.43	11.00	.90	22.80	5500	1100
UT-10	9/16 - 18	.39	10.00	.43	11.00	.98	24.80	4700	940
UT-11	5/8 - 18	.47	12.00	.47	12.00	.98	24.80	3500	700
UT-12	3/4 - 16	.51	13.00	.39	10.00	1.02	26.00	3000	600
UT-14	7/8 - 14	.47	12.00	.55	14.00	1.33	33.80	1700	340
UT-16	1-1/16 - 12	.47	12.00	.55	14.00	1.61	40.80	1200	240
UT-20	1-5/16 - 12	.59	15.00	.59	15.00	1.65	42.00	750	150
UT-24	1-5/8 - 16	.59	15.00	.67	17.00	2.28	57.80	400	80

Universal Thread Plugs **UTP Series**

Caplugs No.	Dimensions					Packaging	
	To Fit Thread Size	B		C		Carton Quantity	Mini Pak Quantity
		In	mm	In	mm		
UTP-40	1/8 NPT, 7/16 UNF, 1/8 BSP, M10	.530	13.46	.260	6.60	5000	1000
UTP-50	1/2 UNF, 1/4 BSP, M11-12	.560	14.22	.280	7.11	5000	1000
UTP-60	1/4 NPT, 9/16 UNF, M14	.590	14.99	.310	7.87	5000	1000
UTP-80	3/4 UNF, 3/8 BSP, M16-20	.670	17.02	.390	9.91	5000	1000
UTP-100	1 UNF, 1/2 - 5/8 BSP, M22-27	.740	18.80	.460	11.68	3000	600
UTP-120	1-3/16 UN, 7/8 BSP, M30	.910	23.11	.560	14.22	2500	500
UTP-160	1-7/16 UN, 7/8 BSP, M36	.980	24.89	.560	14.22	2500	500

Ergonomic Button Plugs with Flush-Type Heads **BPFE Series**

Caplugs No.	Dimensions										Packaging	
	Hole Size		Metal Thickness		A		B		C		Carton Quantity	Mini Pak Quantity
	In	mm	In	mm	In	mm	In	mm	In	mm		
BPFE-15MM	.571 - .631	14.50 - 16.00	.031 - .079	.80 - 2.00	.315	8.00	.984	25.00	.709	18.00	5000	1000
BPFE-17MM	.650 - .709	15.20 - 18.00	.031 - .079	.80 - 2.00	.307	7.80	1.102	28.00	.799	20.30	5000	1000
BPFE-19MM	.728 - .787	18.50 - 20.00	.031 - .079	.80 - 2.00	.303	7.70	1.189	30.20	.886	22.50	5000	1000
BPFE-21MM	.807 - .866	20.50 - 22.00	.031 - .079	.80 - 2.00	.307	7.80	1.260	32.00	.957	24.30	5000	1000
BPFE-23MM	.866 - .945	22.50 - 24.00	.031 - .079	.80 - 2.00	.307	7.80	1.339	34.00	1.035	26.40	5000	1000
BPFE-25MM	.965 - 1.024	24.50 - 26.00	.031 - .079	.80 - 2.00	.295	7.50	1.378	35.00	1.102	28.00	5000	1000
BPFE-27MM	1.043 - 1.102	26.50 - 28.00	.031 - .079	.80 - 2.00	.307	7.80	1.496	38.00	1.193	30.30	2500	1000
BPFE-29MM	1.122 - 1.181	28.50 - 30.00	.031 - .079	.80 - 2.00	.307	7.80	1.575	40.00	1.272	32.30	2500	500
BPFE-31MM	1.201 - 1.260	30.50 - 32.00	.031 - .079	.80 - 2.00	.307	7.80	1.654	42.00	1.350	34.30	2500	500
BPFE-33MM	1.280 - 1.339	32.50 - 34.00	.031 - .079	.80 - 2.00	.307	7.80	1.732	44.00	1.429	36.30	2500	500
BPFE-36MM	1.398 - 1.437	35.50 - 36.50	.031 - .079	.07 - 3.00	.406	10.31	1.929	49.00	1.547	39.30	1500	n/a
BPFE-39MM	1.516 - 1.575	38.50 - 40.00	.031 - .079	.80 - 2.00	.307	7.80	1.917	48.70	1.654	42.00	2000	400

BP Series

Button Plugs with Recessed-Type Heads

BP Series button plugs with recessed type heads can be used for plugging holes in equipment made of sheet metal, such as auto bodies, tanks, refrigeration units, etc.

- Easily snap into place
- Held in place by a bead until deliberately removed

Material: Low-Density Polyethylene **Color:** Black

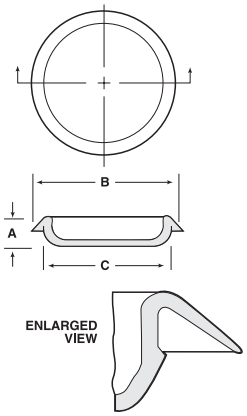

* For other material and color options, contact customer service.

Button Plugs with Recessed-Type Heads **BP Series**

Caplugs No.	Dimensions										Packaging	
	Hole Size		Metal Thickness		A		B		C		Carton Quantity	Mini Pak Quantity
	In	mm	In	mm	In	mm	In	mm	In	mm		
BP-3/8	.37 - .39	9.40 - 9.91	.02 - .10	.51 - 2.54	.31	7.87	.75	19.05	.41	10.41	5000	1000
BP-1/2	.50 - .52	12.70 - 13.208	.02 - .07	.51 - 1.78	.29	7.37	.85	21.59	.55	13.97	5000	1000
BP-1/2-4	.50 - .52	12.70 - 13.208	.06 - .13	1.52 - 3.30	.32	8.13	.85	21.59	.55	13.97	5000	1000
BP-11/16	.68 - .70	17.27 - 17.78	.02 - .09	.51 - 2.29	.28	7.11	1.04	26.42	.73	18.54	5000	1000
BP-3/4	.73 - .76	18.542 - 19.304	.02 - .14	.51 - 3.56	.34	8.64	1.16	29.46	.79	20.07	5000	1000
BP-13/16	.79 - .82	20.07 - 20.83	.02 - .07	.51 - 1.78	.29	7.37	1.15	29.21	.85	21.59	5000	1000
BP-7/8	.87 - .90	22.10 - 22.86	.02 - .10	.51 - 2.54	.35	8.89	1.23	31.24	.93	23.62	5000	1000
BP-29/32	.90 - .91	22.86 - 23.11	.02 - .10	.51 - 2.54	.35	8.89	1.25	31.75	.95	24.13	5000	1000
BP-1	.99 -1.02	25.15 - 25.91	.02 - .10	.51 - 2.54	.35	8.89	1.35	34.29	1.05	26.67	5000	1000
BP-1-1/16	1.04 -1.07	26.42 - 27.18	.02 - .10	.51 - 2.54	.35	8.89	1.40	35.56	1.10	27.94	5000	1000
BP-1-3/32	1.09 -1.12	27.69 - 28.45	.02 - .10	.51 - 2.54	.35	8.89	1.47	37.34	1.16	29.46	5000	1000
BP-1-1/8	1.10 -1.15	27.94 - 29.21	.02 - .18	.51 - 4.57	.43	10.92	1.53	38.86	1.18	29.97	2500	500
BP-1-1/4	1.23 -1.27	31.24 - 32.26	.01 - .10	.25 - 2.54	.35	8.89	1.60	40.64	1.30	33.02	2500	500
BP-1-5/16	1.30 -1.34	33.02 - 34.04	.01 - .10	.25 - 2.54	.35	8.89	1.67	42.42	1.36	34.54	2500	500
BP-1-3/8	1.36 -1.40	34.55 - 35.56	.02 - .10	.25 - 2.54	.35	8.89	1.73	43.94	1.43	36.32	2500	500
BP-1-1/2	1.48 -1.52	37.59 - 38.61	.02 - .10	.25 - 2.54	.35	8.89	1.85	46.99	1.55	39.37	2500	500
BP-1-1/2-7	1.48 -1.52	37.59 - 38.61	.13 - .22	3.30 - 5.59	.50	12.70	1.83	46.48	1.54	39.12	2000	400
BP-SI 416-2	1.75	44.45	.02 - .10	.51 - 2.54	.35	8.89	2.13	54.10	1.80	45.72	1500	300
BP-1-5/8	1.59-1.65	40.39 - 41.91	.03 - .10	.76 - 2.54	.36	9.14	2.00	50.80	1.68	42.67	1500	300
BP-1-3/4-5	1.70-1.78	43.18 - 45.21	.02 - .16	.51 - 4.06	.43	10.92	2.25	57.15	1.80	45.72	2000	400
BP-1-13/16	1.77-1.82	44.96 - 46.23	.02 - .10	.51 - 2.54	.35	8.89	2.16	54.86	1.85	46.99	2500	500
BP-1-7/8	1.85-1.90	46.99 - 48.26	.02 - .10	.51 - 2.54	.35	8.89	2.24	56.90	1.93	49.02	2000	400
BP-2	1.97-2.02	50.04 - 51.31	.02 - .10	.51 - 2.54	.36	9.14	2.35	59.69	2.05	52.07	1000	200
BP-2-1/2-5	2.44-2.53	61.98 - 64.26	.02 - .14	.51 - 3.56	.43	10.92	3.00	76.20	2.55	64.77	1000	200
BP-SI 419-2	2.50	64.50	.02 - .10	.51 - 2.54	.38	9.65	3.00	76.20	2.55	64.77	1250	250
BP-SI 421-2	3.00	76.20	.02 - .10	.51 - 2.54	.41	10.41	3.56	90.42	3.06	77.72	500	100

BPF Series

Button Plugs with Flush-Type Heads

BPF Series button plugs with flush-type heads can be used for plugging holes in equipment made of sheet metal, such as automobile bodies, tanks, refrigeration units, etc.

- Easily snap into place
- Held in place by a bead until deliberately removed

Material: Low-Density Polyethylene **Color:** Black

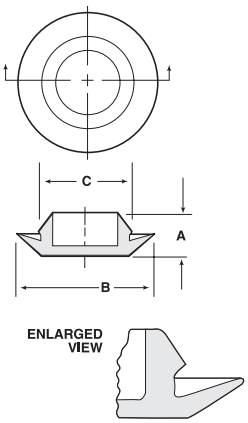

* For other material and color options, contact customer service.

** Material is EVA (ethylene vinyl acetate).

Button Plugs with Flush-Type Heads BPF Series

Caplugs No.	Dimensions										Packaging	
	Hole Size		Metal Thickness		A		B		C		Carton Quantity	Mini Pak Quantity
	In	mm	In	mm	In	mm	In	mm	In	mm		
BPF-5mm**	.18 - .19	4.57 - 4.90	.02 - .04	.51 - 1.02	.21	5.40	.39	9.90	.21	5.40	5000	1000
BPF-6mm**	.23 - .24	5.84 - 6.10	.02 - .06	.51 - 1.52	.45	11.40	.50	12.70	.29	7.40	5000	1000
BPF-1/4**	.24 - .25	6.10 - 6.35	.02 - .07	.51 - 1.78	.21	5.33	.50	12.70	.28	7.11	5000	1000
BPF-1/4-4**	.24 - .25	6.10 - 6.35	.07 - .13	1.78 - 3.30	.30	7.62	.50	12.70	.28	7.11	5000	1000
BPF-11/32**	.34-.35	8.64 - 8.89	.04 - .06	1.02 - 1.52	.23	5.84	.55	13.97	.37	9.40	10000	2000
BPF-3/8	.37 - .38	9.40 - 9.65	.02 - .05	.51 - 1.27	.19	4.83	.75	19.05	.41	10.41	5000	1000
BPF-3/8-3	.37 - .38	9.40 - 9.65	.06 - .11	1.52 - 2.79	.24	6.10	.75	19.05	.41	10.41	5000	1000
BPF-7/16	.43 - .45	10.92 - 11.43	.03 - .06	.76 - 1.52	.22	5.59	.69	17.53	.47	11.94	5000	1000
BPF-1/2	.49 - .51	12.45 - 12.95	.03 - .08	.76 - 2.03	.25	6.35	.86	21.84	.54	13.72	5000	1000
BPF-9/16	.55 - .56	13.97 - 14.22	.03 - .08	.76 - 2.03	.25	6.35	.86	21.84	.59	15.06	5000	1000
BPF-5/8	.61 - .63	15.49 - 16.00	.06 - .08	1.52 - 2.03	.26	6.60	.81	20.57	.67	17.02	5000	1000
BPF-SI-430	.62	15.87	.06 - .08	1.52 - 2.03	.25	6.35	1.06	26.92	.68	17.15	10000	2000
BPF-11/16	.68 - .70	17.27 - 17.78	.03 - .08	.76 - 2.03	.25	6.35	1.01	25.66	.73	18.54	5000	1000
BPF-3/4	.73 - .76	18.54 - 19.30	.05 - .11	1.27 - 2.79	.29	7.37	1.01	25.66	.79	20.07	5000	1000
BPF-13/16-6	.80 - .83	20.32 - 21.08	.16 - .19	4.06 - 4.83	.37	9.40	1.11	28.20	.85	21.59	5000	1000
BPF-SI-402	.81	20.62	.16 - .19	.76 - 2.03	.37	9.40	1.11	28.19	.85	21.59	6000	1200
BPF-7/8	.86 - .88	21.84 - 22.35	.03 - .08	.76 - 2.03	.25	6.35	1.16	29.47	.91	23.11	5000	1000
BPF-7/8-6	.86 - .88	21.84 - 22.35	.13 - .18	3.30 - 4.57	.36	9.14	1.16	29.47	.91	23.11	5000	1000
BPF-15/16	.92 - .95	23.37 - 24.13	.03 - .08	.76 - 2.03	.25	6.35	1.31	33.28	.98	24.89	5000	1000
BPF-SI-413	1.00	25.40	.03 - .08	.76 - 2.03	.25	6.35	1.38	35.05	1.04	26.42	5000	1000
BPF-SI-465	1.09	27.60	.03 - .08	.76 - 2.03	.25	6.35	1.31	33.27	1.15	29.21	5000	1000
BPF-1-5	.98 - 1.01	24.89 - 25.66	.08 - .20	2.03 - 5.08	.40	10.16	1.35	34.29	1.04	26.42	2500	500
BPF-SI-404	1.125	28.58	.03 - .08	.76 - 2.03	.43	10.92	1.53	38.86	1.18	29.97	2000	400
BPF-1-1/8-6	1.10 - 1.15	27.94 - 29.21	.02 - .18	.51 - 4.57	.43	10.92	1.53	38.86	1.18	29.97	2500	500
BPF-1-3/16	1.16 - 1.20	29.47 - 30.48	.03 - .08	.76 - 2.03	.25	6.35	1.56	39.63	1.22	30.99	2500	500
BPF-SI-414	1.25	31.75	.03 - .08	.76 - 2.03	.25	6.35	1.62	41.15	1.29	32.77	2500	500
BPF-1-5/16	1.29 - 1.33	32.77 - 33.78	.03 - .08	.76 - 2.03	.25	6.35	1.68	42.67	1.36	34.55	2500	500
BPF-SI-415	1.50	38.10	.03 - .08	.76 - 2.03	.25	6.35	1.88	47.75	1.54	39.12	2000	500
BPF-SI-416	1.75	44.45	.03 - .08	.76 - 2.03	.25	6.35	2.12	53.85	1.79	45.47	1500	400
BPF-2	1.98 - 2.01	50.29 - 51.05	.03 - .08	.76 - 2.03	.29	7.36	2.36	59.94	2.04	51.81	1000	200
BPF-2-1/8	2.10 - 2.14	53.34 - 54.36	.03 - .08	.76 - 2.03	.25	6.35	2.49	63.25	2.17	55.12	1000	200
BPF-SI-419	2.50	63.50	.03 - .08	.76 - 2.03	.25	6.35	3.00	76.20	2.56	65.02	1000	200
BPF-SI-472	2.62	66.67	.03 - .08	.76 - 2.03	.25	6.35	3.12	79.25	2.68	67.95	1000	200
BPF-3	2.97 - 3.02	75.44 - 76.71	.03 - .08	.76 - 2.03	.25	6.35	3.36	85.35	3.06	77.73	750	150
BPF-SI-407	3.12	79.37	.03 - .08	.76 - 2.03	.25	6.35	3.52	89.41	3.18	80.77	700	140
BPF-3-3/8	3.35 - 3.40	85.09 - 86.36	.03 - .08	.76 - 2.03	.28	7.11	3.75	95.25	3.43	87.13	500	100
BPF-3-1/2	3.47 - 3.52	88.14 - 89.41	.03 - .11	.76 - 2.79	.35	8.89	3.86	98.05	3.56	90.43	500	100
BPF-4	3.97 - 4.02	100.84 - 102.11	.05 - .10	1.27 - 2.54	.28	7.11	4.37	111.00	4.13	104.91	500	100
BPF-SI-425	4.00	101.60	.05 - .10	1.27 - 2.54	.29	7.37	4.50	114.30	4.06	103.12	350	70
BPF-SI-425S	4.00	101.60	.05 - .10	1.27 - 2.54	.50	12.70	4.50	114.30	4.10	104.14	400	80
BPF-4-3/4	4.75	120.67	.05 - .10	1.27 - 2.54	.31	7.87	5.17	131.32	4.81	122.17	400	80

CCF Series

Plugs for Round Tubing

CCF Series plugs for round tubing feature tapered ribs to ensure a secure fit. Perfect for use on a wide range of metal furniture, appliances and similar items. A thick impact and abrasion resistant base make these plugs ideal tubing closures for products subject to heavy-duty service or exposure to adverse environments.

- Durable construction and excellent gliding edges
- Not subject to rust or corrosion

Material: Low-Density Polyethylene **Color:** Black

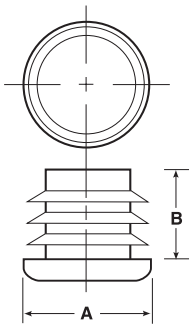

DO Series

Dome, Ribbed Tubing Plugs

DO Series dome ribbed tubing plugs are designed with exterior ribs to provide a firm grip inside a tube with a domed finish. This series is ideal for use on metal furniture as attractive finishing plugs. DO Series plugs shield against injury and impact.

Material: Low-Density Polyethylene **Color:** Black

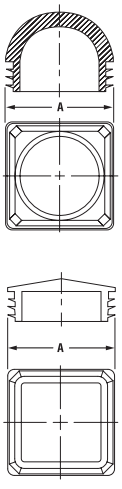

* For other material and color options, contact customer service.

* Only available in HDPE

Plugs for Round Tubing CCF Series

Caplugs No.	Dimensions				Packaging	
	A-To Fit Tube Size O.D. In	Gage (Wall Thickness) In	B		Carton Quantity	Mini Pak Quantity
			In	mm		
CCF-1/2-13-14	.500	13 - 14 Ga. (.095 - .083)	.45	11.40	10000	1000
CCF-1/2-16-20	.500	16 - 20 Ga. (.065 - .035)	.45	11.43	10000	1000
CCF-5/8-10-12 DOME	.625	10 - 12 Ga. (.134 - .109)	.45	11.43	6000	1000
CCF-5/8-14-20	.625	14 - 20 Ga. (.083 - .035)	.44	11.18	5000	1000
CCF-3/4-14-20	.750	14 - 20 Ga. (.083 - .035)	.44	11.18	5000	1000
CCF-7/8-10-14	.875	10 - 14 Ga. (.134 - .083)	.44	11.20	4000	800
CCF-7/8-14-20	.875	14 - 20 Ga. (.083 - .035)	.44	11.18	4000	800
CCF-1-10-14	1.000	10 - 14 Ga. (.134 - .083)	.44	11.18	4000	800
CCF-1-14-20	1.000	14 - 20 Ga. (.083 - .035)	.44	11.18	4000	800
CCF-1-1/8-14-20	1.125	14 - 20 Ga. (.083 - .035)	.52	13.21	2500	500
CCF-1-1/4-10-14	1.250	10 - 14 Ga. (.134 - .083)	.52	13.21	1500	300
CCF-1-1/4-14-20	1.250	14 - 20 Ga. (.083 - .035)	.52	13.21	1500	300
CCF-RT-11	1.375	14 - 20 Ga. (.083 - .035)	.50	12.70	1500	300
CCF-1-1/2-8-12	1.500	8 - 12 Ga. (.165 - .109)	.52	13.21	1500	300
CCF-1-1/2-10-14	1.500	10 - 14 Ga. (.134 - .083)	.52	13.21	1500	300
CCF-1-1/2-14-20	1.500	14 - 20 Ga. (.083 - .035)	.52	13.21	1500	300
CCF-RT-13-1	1.625	10 - 14 Ga. (.134 - .083)	.50	12.70	1000	200
CCF-1-5/8-14-20	1.625	14 - 20 Ga. (.083 - .035)	.52	13.21	1000	200
CCF-1-3/4-10-14	1.750	10 - 14 Ga. (.134 - .083)	.59	14.99	1000	200
CCF-1-3/4-14-20	1.750	14 - 20 Ga. (.083 - .035)	.59	14.99	1000	200
CCF-RT-195-1	1.950	10 - 14 Ga. (.134 - .083)	.56	14.22	750	150
CCF-2-10-14	2.000	10 - 14 Ga. (.134 - .083)	.59	14.99	500	100
CCF-2-14-20	2.000	14 - 20 Ga. (.083 - .035)	.59	14.99	500	100
CCF-2-1/8-10-16	2.125	10 - 16 Ga. (.134 - .065)	.67	17.02	700	140
CCF-2-1/4-10-14	2.250	10 - 14 Ga. (.134 - .083)	.66	16.76	500	100
CCF-RT-18	2.250	14 - 20 Ga. (.083 - .035)	.69	17.53	500	100
CCF-2-3/8-10-14	2.375	10 - 14 Ga. (.134 - .083)	.66	16.76	400	80
CCF-2-1/2-8-12	2.500	8 - 12 Ga. (.165 - .109)	.69	17.53	400	80
CCF-2-1/2-14-20	2.500	14 - 20 Ga. (.083 - .035)	.69	17.53	400	80
CCF-RT-22-3*	2.750	7 - 10 Ga (.180 - .134)	.84	21.34	250	50
CCF-RT-24-3	3.000	8 - 10 Ga. (.165 - .134)	.84	21.34	200	40
CCF-3-14-18	3.000	14 - 18 Ga. (.083 - .049)	.77	19.56	200	40
CCF-RT-30-3	3.500	7 - 12 Ga. (.180 - .109)	.77	19.56	150	30
CCF-4-4-8	4.000	4 - 8 Ga. (.238 - .165)	1.00	25.40	100	20
CCF-4-10-16	4.000	10 - 16 Ga. (.134 - .065)	1.00	25.40	100	20
CCF-RT-38	4.750	6 - 11 Ga. (.203 - .120)	1.10	27.94	60	12

Dome, Ribbed Tubing Plugs DO Series

Caplugs No.	Dimensions		Packaging	
	A-To Fit Tube Size O.D.	Wall Thickness	Carton Quantity	Mini Pak Quantity
DO-6	3/4 SQR Half - Moon Head	14 - 20 Ga. (.083 - .035)	3000	600
DO-7	7/8 SQR Half - Moon Head	14 - 20 Ga. (.083 - .035)	2500	500
DO-16	2 SQR Pyramid Head	14 - 20 Ga. (.083 - .035)	500	100
DO-16-1	2 SQR Pyramid Head	10 - 14 Ga. (.134 - .083)	500	100
DO-1220	1-3/16 x 2 Rec Half-moon	16 Ga. (.065)	500	100

DOP Series

Dome Plugs

DOP Series dome plugs are finishing plugs for unneeded or unused holes in chassis or other surfaces. The convex design firmly tapers to a thin edge for a seamless finish. The matte finish head offers a professional and finished appearance.

- Easy installation
- Plugs lock firmly into surfaces

Material: Nylon 6 **Color:** Black

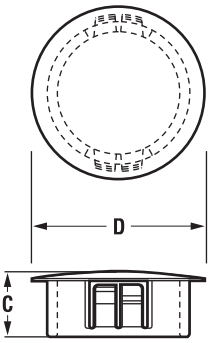

FP Series

Finishing Plugs for Square Tubing

FP Series finishing plugs are designed for square tubing. The plugs are sized for different gauges. FP Series shoulders fit flush with tubing sides and keep dirt and moisture out of sensitive areas.

- Protect against sharp tube edges
- Provide clean finish on completed products

Material: Low-Density Polyethylene **Color:** Black

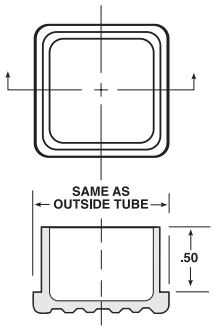

KO Series

Knock-Out Seal Plugs

Caplugs KO series seals are designed to effectively plug electrical knock-outs. Molded in a silver 6/6 nylon to resemble galvanized steel, the plugs conceal knock-out holes in steel boxes and other metal enclosures. Recognized under the Component Program of Underwriters' Laboratories File #E-15331 and pending certification approval by the Canadian Standards Association (CSA) File #LR-8919. Flammability: 94V. Material Temperature Index: 125° C; maximum temperature not to exceed 105° C.

- Attractive silver gray color
- Economical protection
- Available in a variety of sizes
- Designed with locking fingers for a secure fit

Material: 6/6 Nylon **Color:** Silver Gray

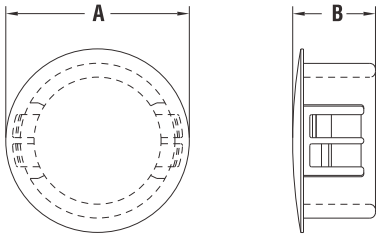

* For other material and color options, contact customer service.

Dome Plugs DOP Series

Caplugs No.	Chassis Dimensions				Dimensions				Packaging	
	Maximum Thickness		Mounting Hole Diameter		C		D		Carton Quantity	Mini Pak Quantity
	In	mm	In	mm	In	mm	In	mm		
DOP-187	.062	1.57	.187	4.75	.23	5.84	.25	6.35	8000	1600
DOP-250	.062	1.57	.250	6.35	.31	7.87	.31	7.87	4000	800
DOP-312	.062	1.57	.312	7.92	.31	7.87	.38	9.65	3000	600
DOP-375	.125	3.18	.375	9.53	.41	10.41	.47	11.94	4000	800
DOP-437	.125	3.18	.437	11.10	.41	10.41	.53	13.46	5000	1000
DOP-500	.125	3.18	.500	12.70	.41	10.41	.58	14.73	4000	800
DOP-625	.125	3.18	.625	15.88	.41	10.41	.72	18.29	4000	800
DOP-750	.125	3.18	.750	19.05	.41	10.41	.92	23.37	1700	340
DOP-875	.125	3.18	.875	22.23	.45	11.43	1.02	25.91	2000	400
DOP-1250	.125	3.18	1.250	31.75	.45	11.43	1.38	35.05	1000	200
DOP-1375	.125	3.18	1.375	34.93	.45	11.43	1.50	38.10	500	100
DOP-1500	.125	3.18	1.500	38.10	.45	11.43	1.67	42.42	400	80
DOP-2000	.125	3.18	2.000	50.80	.47	11.94	2.17	55.12	200	40

Finishing Plugs for Square Tubing FP Series

Caplugs No.	Dimensions		Packaging	
	To Fit Tube Size In	Wall Thickness In	Carton Quantity	Mini Pak Quantity
FP-85	.50	.065 (16 Ga.)	5000	1000
FP-125	.75	.065 (16 Ga.)	5000	1000
FP-161	1.00	.120 (11 Ga.)	2500	500
FP-164	1.00	.083 (14 Ga.)	2500	500
FP-165	1.00	.065 (16 Ga.)	2500	500
FP-166	1.00	.049 (18 Ga.)	2500	500
FP-167	1.00	.035 (20 Ga.)	2500	500
FP-201	1.25	.120 (11 Ga.)	2500	500
FP-204	1.25	.083 (14 Ga.)	2500	500
FP-205	1.25	.065 (16 Ga.)	2500	500
FP-241	1.50	.120 (11 Ga.)	1000	200
FP-244	1.50	.083 (14 Ga.)	1000	200
FP-245	1.50	.065 (16 Ga.)	1000	200
FP-321	2.00	.120 (11 Ga.)	1000	200
FP-324	2.00	.083 (14 Ga.)	1000	200
FP-325	2.00	.065 (16 Ga.)	1000	200

Knock-Out Seal Plugs KO Series

Caplugs No.	Trade Size	Mount Hole Diameter	Mount Hole Thickness	Quantity
KO-500	1/2"	.875	.250	4500
KO-750	3/4"	1.093	.250	1000
KO-1000	1"	1.375	.250	800
KO-1250	1-1/4"	1.750	.250	600
KO-1500	1-1/2"	2.000	.250	500
KO-2000	2"	2.500	.250	450

MPP Series

Multi-Purpose Snap-In Plug

MPP Series multi-purpose plugs are an attractive plug to finish off holes in sheet metal or other surfaces. The 'Quadra-Level' locking grooves on spring tabs adhere tightly to varying gauges of materials. Quick and easy installation requires just fingertip pressure.

Material: Nylon **Color:** Black

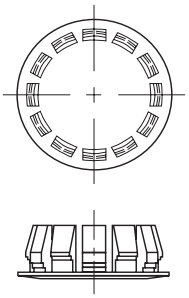

PIP Series

Push-In Plugs

PIP Series push-in plugs are designed to fit SAE and NPT thread sizes. These parts offer the convenience of a push-in plug with the plugging quality of a threaded plug.

Material: Low-Density Polyethylene **Color:** Black

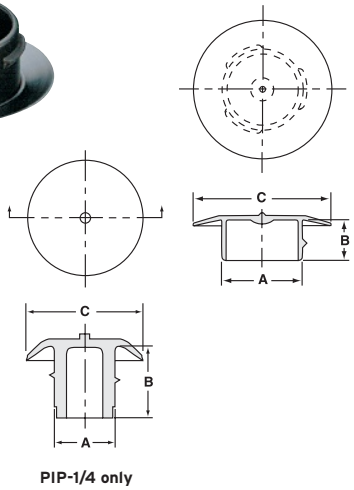

PIP-1/4 only

PIP-TAB Series

Push-In Plugs with Pull-Tab

PIP-TAB Series push-in plugs with pull-tabs are designed to fit SAE and NPT thread sizes. These parts offer the convenience of a push-in plug with the plugging quality of a threaded plug. PIP-TAB Series also have a convenient pull-tab for easy removal.

Material: Low-Density Polyethylene **Color:** Black

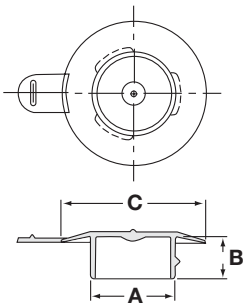

* For other material and color options, contact customer service.

Multi-Purpose Snap-In Plug MPP Series

Caplugs No.	Hole Size In	Packaging	
		Carton Quantity	Mini Pak Quantity
MPP-1605	1	4500	900

Push-In Plugs PIP Series

** PIP-1/4 and -5/16 are EVA material

Caplugs No.	To Fit SAE Thread Size In	To Fit NPT Thread Size In	Dimensions						Packaging	
			A		B		C		Carton Quantity	Mini Pak Quantity
			In	mm	In	mm	In	mm		
PIP-1/4**	1/4	-	.206	5.23	.25	6.35	.40	10.16	5000	1000
PIP-5/16**	5/16	-	.253	6.43	.24	6.10	.52	13.21	5000	1000
PIP-3/8	3/8	1/8	.317	8.05	.24	6.10	.59	14.99	5000	1000
PIP-7/16	7/16	-	.370	9.40	.27	6.86	.64	16.26	5000	1000
PIP-1/2	1/2	1/4	.444	11.28	.27	6.86	.72	18.29	5000	1000
PIP-9/16	9/16	-	.500	12.70	.29	7.37	.81	20.57	5000	1000
PIP-5/8	5/8	3/8	.558	14.17	.29	7.37	.96	24.38	5000	1000
PIP-3/4	3/4	-	.681	17.30	.29	7.37	.95	24.13	5000	1000
PIP-7/8	7/8	-	.797	20.24	.29	7.37	1.15	29.21	5000	1000
PIP-11/16	11/16	-	.610	15.49	.29	7.366	.96	24.38	5000	1000
PIP-13/16	13/16	-	.735	18.67	.29	7.366	1.10	27.94	5000	1000
PIP-1	1	3/4	.918	23.32	.25	6.35	1.30	33.02	5000	1000
PIP-1 1/16	1-1/16	-	.974	24.74	.25	6.35	1.40	35.56	4500	900
PIP-1-3/16	1-3/16	-	1.087	27.61	.34	8.636	1.52	38.61	5000	1000
PIP-1-1/4	1-1/4	-	1.150	29.21	.34	8.636	1.60	40.64	4000	800
PIP-1-5/16	1-5/16	-	1.212	30.78	.46	11.684	1.65	41.91	4000	800
PIP-1-7/16	1-7/16	-	1.377	34.98	.59	14.986	1.80	45.72	3000	600
PIP-1 5/8	1-5/8	-	1.525	38.74	.46	11.68	2.03	51.56	2000	400
PIP-1 7/8	1-7/8	-	1.775	45.09	.50	12.70	2.28	57.91	1500	300

Push-In Plugs with Pull-Tab PIP-TAB Series

Caplugs No.	To Fit SAE Thread Size In	To Fit NPT Thread Size In	Dimensions						Packaging	
			A		B		C		Carton Quantity	Mini Pak Quantity
			In	mm	In	mm	In	mm		
PIP-3/8 TAB	3/8	1/8	.317	8.05	.24	6.10	.59	14.99	5000	1000
PIP-7/16 TAB	7/16	-	.370	9.40	.27	6.86	.64	16.26	5000	1000
PIP-1/2 TAB	1/2	1/4	.444	11.28	.27	6.86	.72	18.29	5000	1000
PIP-9/16 TAB	9/16	-	.500	12.70	.29	7.37	.81	20.57	5000	1000
PIP-5/8 TAB	5/8	3/8	.558	14.17	.29	7.37	.96	24.38	5000	1000
PIP-3/4 TAB	3/4	-	.681	17.30	.29	7.37	.95	24.13	5000	1000
PIP-7/8 TAB	7/8	-	.797	20.24	.29	7.37	1.15	29.21	5000	1000
PIP-1 5/8 TAB	1-5/8	-	1.525	38.74	.46	11.68	2.03	51.56	2000	400
PIP-1 7/8 TAB	1-7/8	-	1.775	45.09	.50	12.70	2.28	57.91	1500	300
PIP-1 7/16 TAB	1-7/16	-	1.337	-	.45	-	1.80	-	3000	600

SH Series

Finishing Plugs for Socket Head Screws

SH Series finishing plugs for socket head screws keep foreign matter out of screw head driving recess and counterbore. Ideal for sanitary equipment, screws that need periodic resetting, production and maintenance spray painting, and numerous other applications. Translucent polyethylene ensures visual identification of socket screws.

Material: Low-Density Polyethylene **Color:** Natural

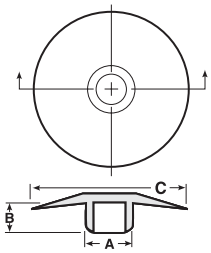

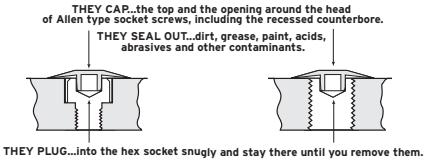

RER Series

Plugs for Rectangular Tubing

RER Series plugs for rectangular tubing feature a series of externally tapered ribs designed to provide a sure grip inside a tube without unattractive plastic shavings. Durable construction ensures exceptional performance in business and commercial applications.

- Broad selection of width to length proportions

Material: Low-Density Polyethylene **Color:** Black

RER (50x100mm) 6-12 available in white.

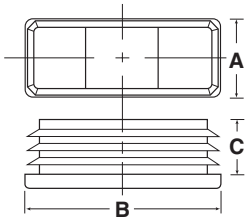

* For other material and color options, contact customer service.

**To fit standard socket headcap screw.

Finishing Plugs for Socket Head Screws SH Series

Caplugs No.	Dimensions							Packaging	
	Screw Size**	A		B		C		Carton Quantity	Mini Pak Quantity
		In	mm	In	mm	In	mm		
SH-25	1/4	.198	5.03	.120	3.05	.50	12.70	5000	1000
SH-31	5/16	.260	6.60	.151	3.84	.59	14.99	5000	1000
SH-38	3/8	.322	8.18	.182	4.62	.69	17.53	5000	1000
SH-50	1/2	.385	9.78	.245	6.22	.88	22.35	5000	1000

† Plain shank

Plugs for Rectangular Tubing RER Series

Caplugs No.	Dimensions					Packaging	
	A	B	Gauge (Wall Thickness) In	C		Carton Quantity	Mini Pak Quantity
	In	In		In	mm		
RER-1/2x1-16-18	.500	1.000	16 - 18 Ga. (.065 - .049)	.43	10.92	2500	500
RER-RC-0515	.500	1.500	14 - 20 Ga. (.083 - .035)	.50	12.70	3000	600
RER-5/8x1 1/8-14-20	.625	1.125	14 - 20 Ga. (.083 - .035)	.43	10.92	2000	400
REC-5/8x1-1/4-14	.625	1.250	14 Ga. (.083)	.50	12.70	2000	400
RER-5/8x1-3/8-14-20	.625	1.375	14 - 20 Ga. (.083 - .035)	.43	10.92	2500	500
RER-3/4x1-1/2-14-20	.750	1.500	14 - 20 Ga. (.083 - .035)	.43	10.92	2000	400
RER-1x1-1/4-14-20	1.000	1.250	14 - 20 Ga. (.083 - .035)	.50	12.70	2000	400
RER-1x1-1/2-10-14	1.000	1.500	10 - 14 Ga. (.134 - .083)	.50	12.70	1000	200
RER-1x1-1/2-14-20	1.000	1.500	14 - 20 Ga. (.083 - .035)	.50	12.70	1000	200
RER-1x2-10-14	1.000	2.000	10 - 14 Ga. (.134 - .083)	.50	12.70	1000	200
RER-1x2-14-20	1.000	2.000	14 - 20 Ga. (.083 - .035)	.50	12.70	1000	200
RER-RC-1020-3†	1.000	2.000	18 Ga. (.049)	.36	9.14	1500	300
RER-RC-1025	1.000	2.500	14 - 20 Ga. (.083 - .035)	.45	11.43	1000	200
RER-1x2-1/2-16-18	1.000	2.500	16 - 18 Ga. (.065 - .049)	.50	12.70	1000	200
RER-1x3-14-20	1.000	3.000	14 - 20 Ga. (.083 - .035)	.51	12.95	500	100
RER-1-1/2x2-10-14	1.500	2.000	10 - 14 Ga. (.134 - .083)	.50	12.70	600	120
RER-1-1/2x2-1/2-12-16	1.500	2.500	12 - 16 Ga. (.109 - .065)	.53	13.46	300	60
RER-RC-1530-1	1.500	3.000	10 - 14 Ga. (.134 - .083)	.50	12.70	500	100
RER-1-1/2x3-1/2-10-14	1.500	3.500	10 - 14 Ga. (.134 - .083)	.60	15.24	300	60
RER-2x2-1/2-10-14	2.000	2.500	10 - 14 Ga. (.134 - .083)	.52	13.20	500	100
RER-2x3-6-8	2.000	3.000	6 - 8 Ga. (.203 - .165)	.52	31.20	250	50
RER-2x3-10-14	2.000	3.000	10 - 14 Ga. (.134 - .083)	.52	13.21	250	50
RER-RC-2030	2.000	3.000	14 - 20 Ga. (.083 - .035)	.50	12.70	500	100
RER-RC-2040-2	2.000	4.000	6 - 11 Ga. (.203 - .120)	.94	23.88	350	70
RER-40x80-3-4mm	40mm	80mm	3 - 4mm	.94	23.88	250	50
RER-50x100mm 6-12	2.000	4.000	6 - 8 Ga. (.203 - .109)	.65	16.51	200	40
RER-RC-2040-1	2.000	4.000	10 - 14 Ga. (.134 - .083)	.50	12.70	250	50
RER-RC-2040	2.000	4.000	14 - 20 Ga. (.083 - .035)	.50	12.70	250	50
RER-RC-2050-3†	2.000	5.000	8 Ga. (.165)	1.00	25.40	200	40
RER-RC-2050-4†	2.000	5.000	10 Ga. (.134)	1.00	25.40	175	35
RER-2x5-10-14	2.000	5.000	10 - 14 Ga. (.134 - .083)	.75	19.05	250	50
RER-3x4-6-8	3.000	4.000	6 - 8 Ga. (.203 - .165)	.98	24.90	100	20

RERV Series

Plugs for Rectangular Tubing

RERV Series vinyl plugs for rectangular tubing are injection molded to produce the intricate detail and design typical tube glides provide, but with a flexible design allowing quick and easy installation and removal without the use of tools. Instructions are available for finishing applications or imprinting company names and logos.

Material: Vinyl **Color:** Black

Note: The RER Series tool is used to make the RERV Series, therefore, the engraving will read RER.

Please call Customer Service if additional sizes are needed in the vinyl material.

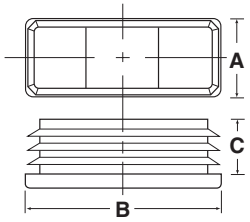

SQR Series

Plugs for Square Tubing

SQR Series square plugs feature a series of externally tapered ribs designed to accommodate a wide range of tubing gauges while also satisfying fit adjustments inside dimensional fluctuations. The exterior ribs are designed to provide a sure grip inside a tube without unattractive plastic shavings found on many straight wall glide installations. SQR Series square plugs are not subject to rust or corrosion.

Material: Low-Density Polyethylene **Color:** Black

White Glides – Various SQR parts are available in white. These part numbers are noted on chart in *red italics*.

Color Glides – For applications that are highly visible on a finished product, use one of our colored glides. Match your company colors or choose a color that complements your product. We can custom match a shade.

Custom Designed Glides – We can also customize existing glides by cutting out sidewalls, adding additional support inside the glide for heavier load applications, and adding ventilation holes. For applications that are highly visible, we can pad print or engrave your company logo, part number, or even instructions on the face of the glide.

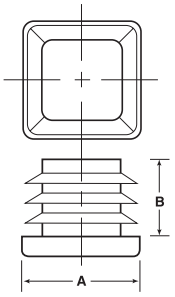

* For other material and color options, contact customer service.

Plugs for Rectangular Tubing RERV Series

Caplugs No.	Dimensions					Packaging	
	A	B	Gage (Wall Thickness)	C		Carton Quantity	Mini Pak Quantity
	In	In	In	In	mm		
RERV-50x100mm 6-12	2.000	4.000	6 - 12 Ga. (.194 - .105)	.65	16.51	200	40

Plugs for Square Tubing SQR Series

Caplugs No.	Dimensions				Packaging	
	A-To Fit Tube Size O.D.	Gage (Wall Thickness)	B		Carton Quantity	Mini Pak Quantity
	In	In	In	mm		
SQR-1/2-16-18	.500	16 - 18 Ga. (.065 - .049)	.44	11.17	5000	1000
SQR-5/8-14-20	.625	14 - 20 Ga. (.083 - .035)	.43	10.92	5000	1000
SQR-3/4-10-14	.750	10 - 14 Ga. (.134 - .083)	.43	10.92	2500	500
SQR-3/4-14-20 WHT	.750	14 - 20 Ga. (.083 - .035)	.43	10.92	2500	500
SQR-7/8-14-20	.875	14 - 20 Ga. (.083 - .035)	.43	10.92	3000	600
SQR-1-10-14 WHT	1.000	10 - 14 Ga. (.134 - .083)	.43	10.92	2500	500
SQR-1-10-14 THICK HEAD	1.000	10 - 14 Ga. (.134 - .083)	.43	10.92	2000	400
SQR-1-14-20 WHT	1.000	14 - 20 Ga. (.083 - .035)	.43	10.92	2500	500
SQR-1-14-20 THICK HEAD	1.000	14 - 20 Ga. (.083 - .035)	.43	10.92	1000	200
SQR-1-1/8-14-20	1.125	14 - 20 Ga. (.083 - .035)	.49	12.45	1500	300
SQR-1 1/4-10-14	1.250	10 - 14 Ga. (.134 - .083)	.52	13.21	1000	200
SQR-1-1/4-14-20 WHT	1.250	14 - 20 Ga. (.083 - .035)	.52	13.21	1000	200
SQR-1 3/8-10-14	1.375	10 - 14 Ga. (.134 - .083)	.52	13.21	1000	200
SQR-1 3/8-14-20	1.375	14 - 20 Ga. (.083 - .035)	.52	13.21	1000	200
SQR-1-1/2-10-14 WHT	1.500	10 - 14 Ga. (.134 - .083)	.52	13.21	1000	200
SQR-1-1/2-14-20 WHT	1.500	14 - 20 Ga. (.083 - .035)	.52	13.21	1000	200
SQR-1 3/4-10-14	1.750	10 - 14 Ga. (.134 - .083)	.52	13.21	500	100
SQR-1-3/4-14-20	1.750	14 - 20 Ga. (.083 - .035)	.52	13.21	500	100
SQR-2-4-8	2.000	4 - 8 Ga. (.238 - .165)	.52	13.21	500	100
SQR-2-10-14 WHT	2.000	10 - 14 Ga. (.134 - .083)	.52	13.21	500	100
SQR-2-14-20	2.000	14 - 20 Ga. (.083 - .035)	.52	13.21	500	100
SQR-2-1/4-10-14	2.250	10 - 14 Ga. (.134 - .083)	.52	13.21	200	40
SQR-2-1/2-6-10	2.500	6 - 10 Ga. (.203 - .134)	.56	14.22	300	60
SQR-2 1/2-16-23	2.500	16 - 23 Ga. (.065 - .025)	.56	14.20	300	60
SQR-SQ-20-1	2.500	10 - 14 Ga. (.134 - .083)	.50	12.70	500	100
SQR-SQ-22-3	2.750	14 - 20 Ga. (.083 - .035)	.65	16.51	200	40
SQR-SQ-22-4	2.750	8 - 14 Ga. (.165 - .083)	.73	18.54	200	40
SQR-SQ-24-1	3.000	3 - 7 Ga. (.259 - .180)	.50	12.70	400	80
SQR-SQ-25-3	3.125	6 - 11 Ga. (.203 - .120)	.97	24.64	150	65
SQR-80mm	80 mm	2.5 - 5.6 mm	.98	24.89	100	20
SQR-SQ-30-3	3.500	6 Ga. (.203)	.69	17.53	100	20
SQR-SQ-30-4	3.500	14 - 20 Ga. (.083 - .035)	.69	17.53	100	20
SQR-SQ-31-3	3.875	4 - 8 Ga. (.238 - .165)	1.00	25.40	200	40
SQR-SQ-32-3	4.000	4 - 11 Ga. (.238 - .120)	.91	23.11	150	30
SQR-100mm	100 mm	5-6.3 mm	.98	24.89	75	15
SQR-SQ-38	4.750	6 - 11 Ga. (.203 - .120)	1.00	25.40	100	20
SQR-5-3-10	5.000	3 - 10 Ga. (.259 - .134)	.98	24.90	75	15
SQR-6-3-10	6.000	3 - 10 Ga. (.259 - .134)	.98	24.90	50	10

SQRV Series

Vinyl Plugs for Square Tubing

SQRV Series vinyl plugs for square tubing are injection molded to produce the intricate detail and design typical tube glides provide, but with a flexible design allowing quick and easy installation and removal without the use of tools. Instructions are available for finishing applications or imprinting company names and logos.

Material: Vinyl **Color:** Black

Note: The SQR Series tool is used to make the SQRV Series, therefore, the engraving will read SQR.

Please call customer service if additional sizes are needed in the vinyl material.

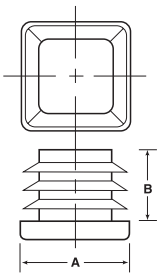

CP Series



Core Plugs

CP Series core plugs are our most versatile, with a PolyGuard design that incorporates 12 supporting ribs to fit and protect all types of rolls. Molded of super high-impact thermoplastic resins, these plugs are exceptional in strength. Lugs on the circumference of these plugs compensate for variations in the ID of cores, while a dish-shaped bottom increases overall plug strength compared to competitors' old flat-bottom style. Sampling is recommended.

Material: See chart **Color:** Black



CPH Series

Core Plugs (heavy duty)

CPH Series heavy duty core plugs provide exceptional strength and protection to heavyweight mill roll products with PPCP resins. Tapered lead provides easy installation and a secure fit. Plugs will not swell, shrink, or flake off, and are designed without a flange so rolls can be stacked more easily. Use this plug as a cost-effective way to eliminate expensive wood composites. Sampling is recommended.

Material: PPCP **Color:** Black



* For other material and color options, contact customer service.

Vinyl Plugs for Square Tubing SQRV Series

Caplugs No.	Dimensions				Packaging	
	A-To Fit Tube Size O.D.	Gage (Wall Thickness)	B		Carton Quantity	Mini Pak Quantity
	In	In	In	mm		
SQRV-3/4-14-20	.750	14 - 20 Ga. (.083 - .035)	.43	10.92	2500	500
SQRV-1-10-14	1.000	10 - 14 Ga. (.134 - .083)	.43	10.92	2500	500
SQRV-1-14-20	1.000	14 - 20 Ga. (.083 - .035)	.43	10.92	2500	500
SQRV-1-1/4-14-20	1.250	14 - 20 Ga. (.083 - .035)	.52	13.21	1000	200
SQRV-1-1/2-10-14	1.500	10 - 14 Ga. (.134 - .083)	.52	13.21	1000	200
SQRV-1-1/2-14-20	1.500	14 - 20 Ga. (.083 - .035)	.52	13.21	1000	200
SQRV-2-10-14	2.000	10 - 14 Ga. (.134 - .083)	.52	13.21	500	100

Core Plugs CP Series

Caplugs No.	Material	Size	Description	Packaging	
				Pieces	Lbs
CP-1501	High Impact Polystyrene	1-1/2"	Standard fit	5300	41
CP-201	High Density Polyethylene	2"	Standard fit	1500	42
CP-7510-1	High Density Polyethylene	3"	Used with oversize cores	750	29
CP-5000-N	Polypropylene	3"	Standard fit	650	30
CP-3000	Polypropylene	3"	Smaller diameter flange, used on automated machines	700	28
CP-2970	High Density Polyethylene	3"	Used with undersize cores	650	32
CP-503	Polypropylene	5"	Standard fit	200	34
CP-603	Polypropylene	6"	Standard fit	130	20
CP-6015	High Density Polyethylene	6"	Light duty	392	55

Core Plugs (heavy duty) CPH Series

Caplugs No.	Size	Description	Packaging	
			Pieces	Lbs
CPH-9510	3"	Standard fit	240	30

D Series



Core Plugs (double plug)

D Series core double plugs vertically position and interlock narrow-width rolls. Plugs eliminate edge damage while lowering packaging costs through pallet-packs (individual cartons are no longer needed for shipping). They are molded from high-impact thermoplastic HDPE resin. Sampling is recommended.

Material: HDPE **Color:** Black



AP Series

Anchor Plugs

AP Series anchor plugs provide a unique self-locking mechanism to permanently bond spool components so they do not separate. A vital component for any spool.

- Inner ribs provide extra protection
- Molded from high-impact HIPS resin for superior strength
- No gluing or other secondary operations necessary

Material: HIPS **Color:** Black

PDP Series

Pad Plugs

PDP Series pad plugs are made with strong, high-impact materials specifically designed to secure and protect rolls from edge damage during storage and shipping. These plugs can be used to suspend and unitize larger-diameter rolls shipped on end, lowering overall costs. Integral extension plugs are included.

Material: HDPE **Color:** See chart

* For other material and color options, contact customer service.

Core Plugs (double plug) D Series

Caplugs No.	Size	Description	Packaging	
			Pieces	Lbs
D-2990-P	3"	Medium duty	450	22
D-9999-P	3"	Heavy duty	450	35
D-3125-P	3"	Medium duty	250	25
D-6003-P	6"	Standard	224	47

Anchor Plugs AP Series

Caplugs No.	Size	Description	Packaging	
			Pieces	Lbs
AP3058	3"	With 5/8" diameter Arbor hole	650	29
AP3100	3"	With 1" diameter Arbor hole	650	29
AP3125	3"	With 1-1/4" diameter Arbor hole	650	29

Pad Plugs PDP Series

Caplugs No.	Color	Size	Description	Packaging	
				Pieces	Lbs
PDP-0450	Natural	4-1/2"	Square shape with 2" extension plug	350	18
PDP-0562	Natural	5-5/8"	Octagon shape with 2.26" extension plug	250	21
PDP-0718	Black	7-3/16"	Square shape with 3" extension plug	120	21
PDP-0550-187	Natural	5-1/2"	Square shape with 1-7/8" extension plug	175	34
PDP-0550-275	Natural	5-1/2"	Square shape with 2-3/4" extension plug	150	30

CPR Series

Suspension Plugs

CPR Series suspension plugs are made from strong, high-impact resistant materials, designed to provide the strength and ruggedness required to maintain integrity when suspending very large rolls.

Material: Nylon **Color:** Black or White

CH Series

Roll Suspension Channels

CH Series roll suspension channels are made with high-quality aluminum and can be cut to specific lengths.

Material: Aluminum **Color:** Silver



* For other material and color options, contact customer service.

Suspension Plugs **CPR Series**

Caplugs No.	Size	Description	Packaging	
			Pieces	Lbs
CPR-304	3"	4" extension	1960	233

Roll Suspension Channels **CH Series**

Caplugs No.	Size	Description	Packaging	
			Pieces	Lbs
CH-075-32	3/4"	32" long Aluminum "H" channel	250	150
CH-100-32	1"	32" long Aluminum "H" channel	250	150
CH-U100-32	1"	32" long Aluminum "U" Channel	420	180
CH-U100-8	1"	8" long Aluminum "U" Channel	252	36

Shercon® Masking Product Line

As the experts in precision masking solutions, we can offer the most comprehensive range of standard masking devices and in-house custom capabilities with the full Shercon masking line. Our broad range of parts securely protects your product during any finishing process including painting, powder coating, anodizing, plating and e-coating.

ULTRA™ BAKE

A resilient, reusable silicone material recommended for temperatures up to 600°F

FLEX® 500

An economical vinyl material ideal for one-time use recommended for temperatures up to 500°F

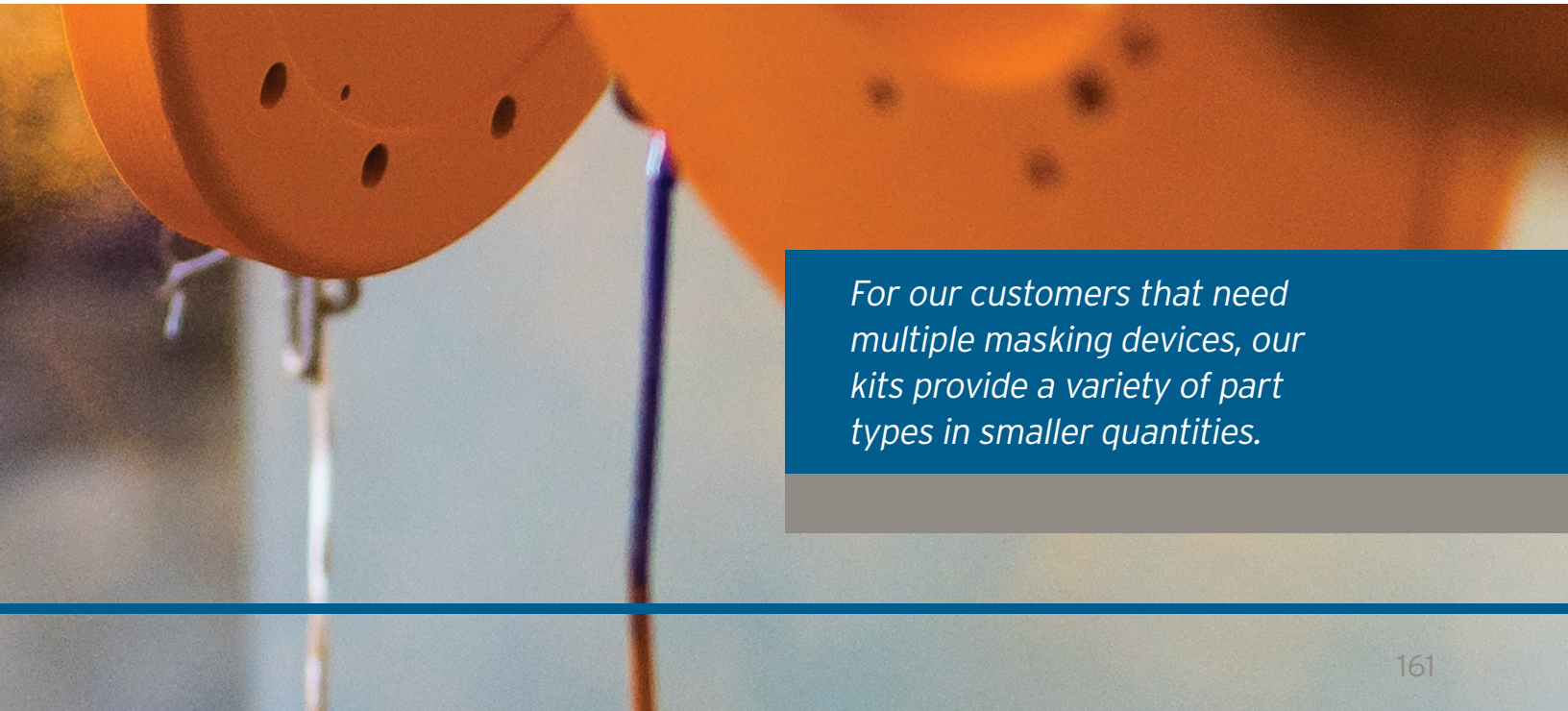

For our customers that need multiple masking devices, our kits provide a variety of part types in smaller quantities.

SC-SH Series

Silicone Caps

Ultrabake™ Silicone Caps are designed to mask plain and threaded studs, tube ends and even slotted holes; they will mask off the stud and allow finishing up to it. Recommended for Powder coating, e-coating, plating & anodizing.

- Recommended temperatures up to 600°F (315°C)
- Rugged & durable
- Can stretch to mask larger dimensions
- Reusable

Material: Silicone **Color:** See chart for color coding
Optional Colors: Clear, White

Note: For EPDM option, see our RC-SH Series

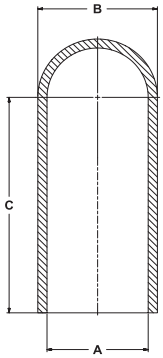

Caplugs No.	Color	Dimensions								Packaging
		Fits Thread		A		B		C		Quantity Per Bag
		Metric	UNC	In	mm	In	mm	In	mm	
SC020-0500	Clear	–	–	.020	.51	.100	2.54	.500	12.70	1000
SC37-0500	Clear	–	–	.037	.94	.100	2.54	.500	12.70	1000
SC040-0750	Clear	–	–	.040	1.02	.140	3.56	.750	19.05	1000
SC62	Dark Blue	–	–	.062	1.57	.187	4.75	1.000	25.40	1000
SC062-0750	Clear	–	–	.062	1.58	.187	4.75	.750	19.05	1000
SC70	Clear	M2	2-56	.070	1.78	.170	4.32	1.000	25.40	1000
SC080-0750	Clear	–	–	.080	2.03	.205	5.21	.750	19.05	1000
SC93	Pink	–	3-48	.093	2.36	.195	4.95	.750	19.05	1000
SC93-0500	Dark Grey	–	3-48	.093	2.36	.195	4.95	.500	12.70	1000
SC93-1000	White	–	3-48	.093	2.36	.195	4.95	1.000	25.40	1000
SC100-0500	Dark Blue	M3	4-40	.100	2.54	.200	5.08	.500	12.70	1000
SC100	Light Green	M3	4-40	.100	2.54	.200	5.08	1.000	25.40	1000
SC109-0500	Yellow	–	5-40	.109	2.77	.215	5.46	.500	12.70	1000
SC109	Grey	–	5-40	.109	2.77	.215	5.46	.750	19.05	1000
SC109-1000	White	–	5-40	.109	2.77	.215	5.46	1.000	25.40	1000
SC125-0500	Light Blue	–	6-32	.125	3.18	.250	6.35	.500	12.70	1000
SC125-1500	Clear	–	6-32	.125	3.18	.250	6.35	1.500	38.10	1000
SC125	Black	–	6-32	.125	3.18	.250	6.35	1.000	25.40	1000
SC137-1000	Clear	–	–	.137	3.48	.257	6.53	1.000	25.40	1000
SC140-0500	Clear	–	–	.140	3.56	.265	6.73	.500	12.70	1000
SC140	White	–	–	.140	3.56	.265	6.73	1.000	25.40	1000
SC148-0500	Dark Blue	M4	–	.148	3.76	.240	6.10	.500	12.70	1000
SC148-0750	Dark Grey	M4	–	.148	3.76	.240	6.10	.750	19.05	1000
SC148	Pink	M4	–	.148	3.76	.240	6.10	1.000	25.40	1000
SC156-0500	Light Green	–	8-32	.156	3.96	.280	7.11	.500	12.70	1000
SC156	Yellow	–	8-32	.156	3.96	.280	7.11	1.000	25.40	1000
SC156-1250	Clear	–	8-32	.156	3.96	.280	7.11	1.250	31.75	1000
SC164-1000	Black	–	–	.164	4.17	.292	7.42	1.000	25.40	1000
SC172-0500	Grey	–	10-24	.172	4.37	.300	7.62	.500	12.70	1000
SC172	Light Blue	–	10-24	.172	4.37	.300	7.62	1.000	25.40	1000
SC172-1500	Clear	–	10-24	.172	4.37	.300	7.62	1.500	38.10	1000
SC180	Black	M5	–	.180	4.57	.280	7.11	1.000	25.40	1000
SC187-0500	White	–	12-24	.187	4.75	.315	8.00	.500	12.70	1000
SC187-0750	Light Blue	–	12-24	.187	4.75	.315	8.00	.750	19.05	1000
SC187	Clear	–	12-24	.187	4.75	.315	8.00	1.000	25.40	1000
SC218	Yellow	–	–	.218	5.54	.338	8.59	1.000	25.40	500
SC223-0500	Dark Blue	M6	–	.223	5.66	.345	8.76	.500	12.70	500
SC223-1000	Black	M6	–	.223	5.66	.345	8.76	1.000	25.40	500
SC223	Pink	M6	–	.223	5.66	.345	8.76	1.500	38.10	500
SC234-0500	White	–	1/4-20	.234	5.94	.360	9.14	.500	12.70	500
SC234	Light Green	–	1/4-20	.234	5.94	.360	9.14	1.000	25.40	500
SC234-1500	Yellow	–	1/4-20	.234	5.94	.360	9.14	1.500	38.10	500
SC250-0500	Clear	–	–	.250	6.34	.380	9.65	.500	12.70	500
SC250	Grey	–	–	.250	6.35	.380	9.65	1.000	25.40	500

* For other material and color options, contact customer service.

Silicone Caps SC-SH Series

Caplugs No.	Color	Dimensions								Packaging
		Fits Thread		A		B		C		Quantity Per Bag
		Metric	UNC	In	mm	In	mm	In	mm	
SC281-0500	Yellow	–	5/16 - 18	.281	7.14	.400	10.16	.500	12.70	500
SC281-0625	White	–	5/16 - 18	.281	7.14	.406	10.31	.625	15.88	500
SC281-0750	Orange	–	5/16 - 18	.281	7.14	.406	10.31	.750	19.05	500
SC281	Light Blue	–	5/16 - 18	.281	7.14	.400	10.16	1.000	25.40	500
SC281-2000	Clear	–	5/16 - 18	.281	7.14	.400	10.16	2.000	50.80	500
SC295-0500	Black	M8	–	.295	7.49	.420	10.67	.500	12.70	500
SC295-0750	Clear	M8	–	.295	7.49	.420	10.67	.750	19.05	500
SC295-1000	Light Green	M8	–	.295	7.49	.420	10.67	1.000	25.40	500
SC295	Clear	M8	–	.295	7.49	.420	10.67	1.500	38.10	500
SC312	White	–	–	.312	7.92	.440	11.18	1.000	25.40	500
SC312-1500	Pink	–	–	.312	7.92	.440	11.18	1.500	38.10	500
SC312-2000	Clear	–	–	.312	7.93	.440	11.18	2.000	50.80	500
SC340-2000	Clear	–	–	.340	8.64	.460	11.68	2.000	50.80	500
SC340	Black	–	–	.340	8.64	.460	11.68	1.000	25.40	500
SC343-1000	Clear	–	–	.343	8.71	.463	11.76	1.000	25.40	500
SC355-1000	Clear	–	3/8 - 16	.355	9.02	.485	12.32	1.000	25.40	500
SC355	Light Green	–	3/8 - 16	.355	9.02	.485	12.32	1.500	38.10	500
SC366-1500	Clear	–	–	.366	9.30	.485	12.32	1.500	38.10	500
SC375-0500	Pink	M10	–	.375	9.53	.505	12.83	.500	12.70	500
SC375-0750	Dark Blue	M10	–	.375	9.53	.505	12.83	.750	19.05	500
SC375	Yellow	M10	–	.375	9.53	.505	12.83	1.000	25.40	500
SC375-1500	Grey	M10	–	.375	9.53	.505	12.83	1.500	38.10	500
SC406	Light Blue	–	7/16 - 14	.406	10.31	.531	13.49	1.000	25.40	500
SC437	Black	–	–	.437	11.10	.565	14.35	1.000	25.40	500
SC456-0500	Clear	M12	–	.456	11.58	.581	14.76	.500	12.70	500
SC456-1000	Pink	M12	–	.456	11.58	.581	14.76	1.000	25.40	500
SC456	Clear	M12	–	.456	11.58	.581	14.76	1.500	38.10	500
SC468	White	–	–	.468	11.89	.593	15.06	1.000	25.40	500
SC480-1000	Light Grey	–	1/2 - 13	.480	12.19	.605	15.37	1.000	25.40	500
SC480	Pink	–	1/2 - 13	.480	12.19	.605	15.37	1.500	38.10	500
SC500	Light Green	–	–	.500	12.70	.625	15.88	1.500	38.10	500
SC535	Yellow	M14	–	.535	13.59	.635	16.13	1.500	38.10	250
SC535-3000	Grey	M14	–	.535	13.59	.635	16.13	3.000	76.20	250
SC562	Light Blue	–	–	.562	14.27	.686	17.42	1.500	38.10	250
SC600	Black	M16	5/8 - 11	.600	15.24	.724	18.39	1.500	38.10	250
SC625	Clear	–	–	.625	15.88	.750	19.05	1.500	38.10	250
SC625-2500	White	–	–	.625	15.88	.750	19.05	2.500	63.50	250
SC687	Pink	–	–	.687	17.45	.812	20.62	1.500	38.10	250
SC730	Light Green	M19	–	.730	18.54	.855	21.72	1.500	38.10	250
SC750	Yellow	–	–	.750	19.05	.875	22.23	1.500	38.10	250
SC750-3500	Grey	–	–	.750	19.05	.875	22.23	3.500	88.90	250
SC780	Light Blue	–	–	.780	19.81	.905	22.99	1.500	38.10	250
SC812	Black	–	–	.812	20.62	.937	23.80	1.500	38.10	250
SC875	Clear	–	–	.875	20.62	1.000	23.80	1.500	38.10	250
SC937	White	–	–	.937	23.80	1.062	26.97	1.500	38.10	250
SC970	Pink	M25	–	.970	24.64	1.095	27.81	1.500	38.10	250
SC1000	Light Green	–	–	1.000	25.40	1.125	28.58	1.500	38.10	250
SC1000-2000	Yellow	–	–	1.000	25.40	1.125	28.58	2.000	50.80	250
SC1062	Grey	–	–	1.062	26.97	1.187	30.15	2.000	50.80	100
SC1062-1500	Clear	–	–	1.062	26.98	1.187	30.15	1.500	38.10	100
SC1125	Light Blue	–	–	1.125	28.58	1.250	31.75	1.500	38.10	100
SC1187	Black	–	–	1.187	30.15	1.312	33.32	1.500	38.10	100
SC1250	Clear	–	–	1.250	31.75	1.382	35.10	1.500	38.10	100
SC1350	White	–	–	1.350	34.29	1.484	37.69	1.750	44.45	100
SC1375-1500	Clear	–	–	1.375	34.93	1.500	38.10	1.500	38.10	100
SC1500	Pink	–	–	1.500	38.10	1.625	41.28	1.000	25.40	100
SC1500-1500	Clear	–	–	1.500	38.10	1.625	41.28	1.500	38.10	100
SC1500-1750	Light Green	–	–	1.500	38.10	1.625	41.28	1.750	44.45	100
SC1625-2000	Clear	–	–	1.625	41.28	1.750	44.45	2.000	50.80	100
SC1750-1500	Clear	–	–	1.750	44.45	1.875	47.63	1.500	38.10	100
SC1750	Yellow	–	–	1.750	44.45	1.875	47.63	2.000	50.80	100
SC1850-3000	Clear	–	–	1.875	47.63	2.110	53.59	3.000	76.20	100
SC1875	Grey	–	–	1.875	47.63	2.000	50.80	2.000	50.80	100
SC2000	Light Blue	–	–	2.000	50.80	2.125	53.98	2.000	50.80	100

RC-SH Series

EPDM Rubber Masking Caps

EPDM Rubber caps are designed to mask plain and threaded studs, tube ends and even slotted holes; they will mask off the stud and allow finishing up to it. Recommended for processes under 350F. Excellent chemical resistance.

- Recommended temperatures up to 350°F (177°C)
- Rugged & durable
- Can stretch to mask larger dimensions
- Reusable

Material: Rubber **Color:** Black

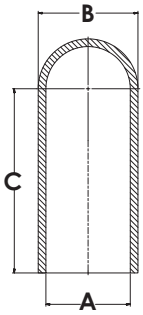

* For other material and color options, contact customer service.

EPDM Rubber Masking Caps RC-SH Series

Caplugs No.	Dimensions						Bag Qty Pcs
	A		B		C		
	In	mm	In	mm	In	mm	
RC70	.070	1.78	.170	4.32	1.000	25.40	1000/BAG
RC93	.093	2.36	.195	4.95	.750	19.05	1000/BAG
RC100-0500	.100	2.54	.200	5.08	.500	12.70	1000/BAG
RC100	.100	2.54	.200	5.08	1.000	25.40	1000/BAG
RC109	.109	2.77	.215	5.46	.750	19.05	1000/BAG
RC109-1000	.109	2.77	.215	5.46	1.000	25.40	1000/BAG
RC125-0500	.125	3.18	.250	6.35	.500	12.70	1000/BAG
RC125	.125	3.18	.250	6.35	1.000	25.40	1000/BAG
RC140	.140	3.56	.265	6.73	1.000	25.40	1000/BAG
RC148	.148	3.76	.240	6.10	1.000	25.40	1000/BAG
RC156-0500	.156	3.96	.280	7.11	.500	12.70	1000/BAG
RC156	.156	3.96	.280	7.11	1.000	25.40	1000/BAG
RC172	.172	4.37	.300	7.62	1.000	25.40	1000/BAG
RC180	.180	4.57	.280	7.11	1.000	25.40	1000/BAG
RC187	.187	4.75	.315	8.00	1.000	25.40	1000/BAG
RC218	.218	5.54	.338	8.59	1.000	25.40	500/BAG
RC223-0500	.223	5.66	.345	8.76	.500	12.70	500/BAG
RC223	.223	5.66	.345	8.76	1.500	38.10	500/BAG
RC234-0500	.234	5.94	.360	9.14	.500	12.70	500/BAG
RC234	.234	5.94	.360	9.14	1.000	25.40	500/BAG
RC234-1500	.234	5.94	.360	9.14	1.500	38.10	500/BAG
RC250-0500	.250	6.35	.380	9.65	.500	12.70	500/BAG
RC250	.250	6.35	.380	9.65	1.000	25.40	500/BAG
RC281	.281	7.14	.400	10.16	1.000	25.40	500/BAG
RC295-1000	.295	7.49	.420	10.67	1.000	25.40	500/BAG
RC295	.295	7.49	.420	10.67	1.500	38.10	500/BAG
RC312	.312	7.92	.440	11.18	1.000	25.40	500/BAG
RC355	.355	9.02	.485	12.32	1.500	38.10	500/BAG
RC375-0750	.375	9.53	.505	12.83	.750	19.05	500/BAG
RC375	.375	9.53	.505	12.83	1.000	25.40	500/BAG
RC375-1500	.375	9.53	.505	12.83	1.500	38.10	500/BAG
RC406	.406	10.31	.531	13.49	1.000	25.40	500/BAG
RC456	.456	11.58	.581	14.76	1.500	38.10	500/BAG
RC480	.480	12.19	.605	15.37	1.500	38.10	500/BAG
RC500	.500	12.70	.625	15.88	1.500	38.10	500/BAG
RC562	.562	14.27	.686	17.42	1.500	38.10	250/BAG
RC625	.625	15.88	.750	19.05	1.500	38.10	250/BAG
RC750	.750	19.05	.875	22.23	1.500	38.10	250/BAG
RC812	.812	20.62	.937	23.80	1.500	38.10	250/BAG
RC875	.875	22.23	1.000	25.40	1.500	38.10	250/BAG
RC1125	1.125	28.58	1.250	31.75	1.500	38.10	100/BAG
RC1250	1.250	31.75	1.382	35.10	1.500	38.10	100/BAG
RC1500	1.500	38.10	1.625	41.28	1.000	25.40	100/BAG
RC1750	1.750	44.45	1.875	47.63	2.000	50.80	100/BAG

SRC-MED Series

Medical Silicone Caps

Caplugs SRC-MED series of medical silicone caps are used to protect the ends of delicate medical instruments, tubes and other projections from piercing sterile barriers and protect staff from sharp points during handling. The full range of sizes allow protection for a variety of tip and port dimensions.

The SRC-MED series caps are made of medical grade silicone material and produced by Caplugs in a controlled environment to ensure cleanliness and trace-ability requirements are met.

- Available in 39 sizes
- Parts are double bagged before boxing & shipping
- Clear in color to allow for full visibility of the application being protected
- The silicone is 55 durometer shore A

Material: Certified USP Class VI Silicone Rubber **Color:** Natural

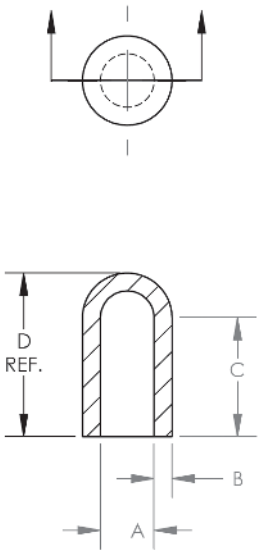

* For other material and color options, contact customer service.

Medical Silicone Caps SRC-MED Series

Caplugs No.	Dimensions								Packaging	
	A		B		C		D		Carton Quantity	Mini Pak Quantity
	In	mm	In	mm	In	mm	In	mm		
SRC-MED-035-4	.035	.889	.050	1.270	.250	6.350	.335	8.534	1000	-
SRC-MED-035-8	.035	.889	.050	1.270	.500	12.700	.570	14.478	1000	-
SRC-MED-040-12	.040	1.016	.050	1.270	.750	19.050	.830	21.082	1000	200
SRC-MED-070-16	.070	1.778	.060	1.524	1.000	25.400	1.120	28.448	1000	200
SRC-MED-080-12	.080	2.032	.060	1.524	.750	19.050	.860	21.844	1000	200
SRC-MED-086-12	.086	2.184	.060	1.524	.750	19.050	.850	21.590	1000	-
SRC-MED-093-12	.093	2.362	.050	1.270	.750	19.050	.860	21.844	1000	200
SRC-MED-100-16	.100	2.540	.060	1.524	1.000	25.400	1.130	28.702	1000	200
SRC-MED-109-12	.109	2.769	.060	1.524	.750	19.050	.880	22.352	1000	200
SRC-MED-125-8	.125	3.175	.060	1.524	.500	12.700	.620	15.748	1000	-
SRC-MED-125-16	.125	3.175	.060	1.524	1.000	25.400	1.140	28.956	1000	200
SRC-MED-137-16	.137	3.480	.060	1.524	1.000	25.400	1.140	28.956	1000	200
SRC-MED-140-16	.140	3.556	.060	1.524	1.000	25.400	1.140	28.956	1000	-
SRC-MED-148-16	.148	3.759	.060	1.524	1.000	25.400	1.150	29.210	1000	-
SRC-MED-156-16	.156	3.962	.060	1.524	1.000	25.400	1.150	29.210	1000	-
SRC-MED-172-16	.172	4.369	.060	1.524	1.000	25.400	1.160	29.464	1000	-
SRC-MED-187-16	.187	4.750	.060	1.524	1.000	25.400	1.170	29.718	1000	200
SRC-MED-218-16	.218	5.537	.060	1.524	1.000	25.400	1.180	29.972	1000	-
SRC-MED-223-16	.223	5.664	.060	1.524	1.000	25.400	1.200	30.480	1000	-
SRC-MED-234-16	.234	5.944	.060	1.524	1.000	25.400	1.190	30.226	1000	-
SRC-MED-250-16	.250	6.350	.060	1.524	1.000	25.400	1.210	30.734	1000	-
SRC-MED-281-16	.281	7.137	.060	1.524	1.000	25.400	1.220	30.988	1000	-
SRC-MED-295-24	.295	7.493	.060	1.524	1.500	38.100	1.720	43.688	1000	-
SRC-MED-312-16	.312	7.925	.060	1.524	1.000	25.400	1.240	31.496	1000	-
SRC-MED-343-16	.343	8.712	.060	1.524	1.000	25.400	1.240	31.496	1000	-
SRC-MED-355-24	.355	9.017	.060	1.524	1.500	38.100	1.740	44.196	1000	-
SRC-MED-375-16	.375	9.525	.060	1.524	1.000	25.400	1.260	32.004	1000	-
SRC-MED-406-16	.406	10.312	.060	1.524	1.000	25.400	1.280	32.512	1000	-
SRC-MED-437-16	.437	11.100	.060	1.524	1.000	25.400	1.300	33.020	1000	-
SRC-MED-480-24	.480	12.192	.060	1.524	1.500	38.100	1.820	46.228	1000	-
SRC-MED-500-24	.500	12.700	.060	1.524	1.500	38.100	1.830	46.482	1000	-
SRC-MED-535-20	.535	13.589	.060	1.524	1.250	31.750	1.580	40.132	1000	-
SRC-MED-562-24	.562	14.275	.060	1.524	1.500	38.100	1.860	47.244	1000	-
SRC-MED-625-24	.625	15.875	.060	1.524	1.500	38.100	1.890	48.006	1000	-
SRC-MED-750-24	.750	19.050	.060	1.524	1.500	38.100	1.950	49.530	1000	-
SRC-MED-812-24	.812	20.625	.060	1.524	1.500	38.100	1.970	50.038	1000	-
SRC-MED-970-24	.970	24.638	.060	1.524	1.500	38.100	2.050	52.070	1000	-
SRC-MED-1000-16	1.000	25.400	.060	1.524	1.000	25.400	1.560	39.624	500	-
SRC-MED-1250-24	1.250	31.750	.060	1.524	1.500	38.100	2.190	55.63	1000	-

WC-SH Series

Silicone Washer Caps

Our Ultrabake™ Silicone Washer Caps are designed to cover threaded studs and plug plain and threaded holes. They will mask off the stud or hole and leave a circular grounding or earthing area around it. Recommended for Powder coating, e-coating, plating & anodizing.

- Recommended temperatures up to 600°F (315°C)
- Can be used to both cover studs or plug holes
- Washer design eliminates the need for two-stage masking
- Reusable

Material: Silicone **Color:** See chart for color coding
Optional Colors: Clear, White

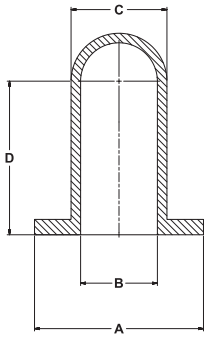

SRC-SH Series

Silicone Grounding Caps

Our Ultrabake™ Silicone Grounding Caps are ideal for grounding tabs. The larger sizes of this cap have a tapered opening which allows the coating material to come close to the inside dimensions of the cap.

- Temperatures up to 600°F (315°C)
- Can be used as a plug in small rectangular openings
- Reusable

Material: Silicone **Color:** See chart for color coding
Optional Colors: Clear, White

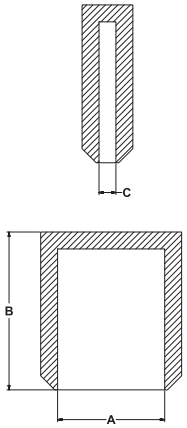

ZC-SH Series

Zerk Caps

Our Zerk Caps are designed specifically to mask Zerk fittings; they will mask off the fitting and allow finishing up to it. Available with either a short handle or with an extended handle, which eases installation and facilitates removal from hard-to-reach spaces. Recommended for Powder coating, e-coating, plating & anodizing.

- Recommended temperatures up to 600°F (315°C) or 350°F (177°C)
- Reusable

Material: Silicone & Neoprene **Color:** See chart for color coding

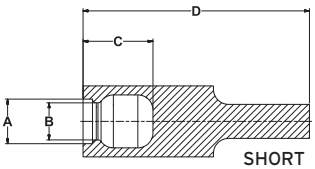

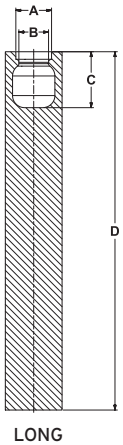

* For other material and color options, contact customer service.

Silicone Washer Caps WC-SH Series

Caplugs No.	Color	Thread	Dimensions								Packaging
			A		B		C		D		Quantity Per Bag
			In	mm	In	mm	In	mm	In	mm	
WC125-0500	Clear		.500	12.70	.125	3.18	.260	6.60	1.000	25.40	500
WC156-0500	Clear		.500	12.70	.156	3.96	.320	8.13	1.000	25.40	500
WC172-0500	Clear		.500	12.70	.172	4.37	.385	9.78	1.000	25.40	500
WC027-012	Light Green	M3	.472	12.00	.106	2.69	.244	6.20	1.000	25.40	500
WC037-012	Pink	M4	.472	12.00	.146	3.70	.264	6.70	1.000	25.40	500
WC046-015	Clear	M5	.591	15.00	.181	4.60	.323	8.20	1.000	25.40	500
WC056-015	Red	M6	.591	15.00	.220	5.59	.343	8.71	1.000	25.40	500
WC075-018	Black	M8	.709	18.00	.295	7.50	.421	10.70	1.000	25.40	250
WC095-018	Yellow	M10	.820	20.83	.374	9.50	.500	12.70	1.500	38.10	250
WC115-025	Clear	M12	.989	25.12	.453	11.50	.657	16.69	1.500	38.10	250
WC155-031	Purple	M16	1.220	31.00	.610	15.50	.815	20.70	1.500	38.10	250
WC195-038	Grey	M20	1.496	38.00	.768	19.50	.972	24.69	1.500	38.10	250

Silicone Grounding Caps SRC-SH Series

Caplugs No.	Color	Dimensions						Packaging
		A		B		C		Quantity Per Bag
		In	mm	In	mm	In	mm	
SRC-1	Clear	.248	6.30	.394	10.01	.030	.76	1000
SRC-2	Rusty Red	.248	6.30	.456	11.58	.030	.76	1000
SRC-3	Clear	.470	11.94	.374	9.50	.040	1.02	1000
SRC-4	Yellow	.460	11.68	.280	7.11	.035	.89	1000
SRC-5	Pink	.490	12.45	.687	17.45	.047	1.19	1000

Zerk Caps ZC-SH Series

Caplugs No.	Material	Color	Dimensions								Packaging
			A		B		C		D		Quantity Per Bag
			In	mm	In	mm	In	mm	In	mm	
ZC-S	Ultrabake™	Blue	.232	5.89	.193	4.90	.364	9.25	1.179	29.95	500
ZC-L	Ultrabake™	Rusty Red	.232	5.89	.193	4.90	.364	9.25	2.333	59.26	250
ZC-S-N	Neoprene	Green	.232	5.89	.193	4.90	.364	9.25	1.179	29.95	500
ZC-L-N	Neoprene	Green	.232	5.89	.193	4.90	.364	9.25	2.333	59.26	250

HJS Series

Flexible Tear-Tab Caps

Designed to be ergonomically friendly with a soft, flexible feel and a finger grip, making installation and removal of the cap quick and easy. Caps maintain their flexibility after masking processes giving you the option of removing after processing, or leaving on as shipping protection and allowing the end-user to remove it. Ideal for masking applications during painting, plating and powder coating operations.

- Can withstand temperatures 500°F (260°C)

Material: Flex500® **Color:** Black

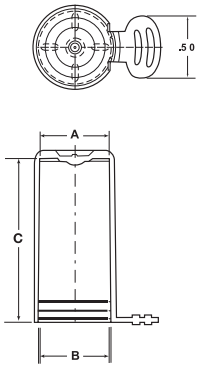

HCR Series

High-Temperature Caps

HCR Series caps are temperature-resistant to protect up to and beyond 500°F. These sleeves were developed to mask and protect copper tubing during high-temperature masking processes. These caps were designed with exterior ribs to aid in removal and installation. A slightly flared open-end allows them to be easily pushed onto the application.

- Can withstand temperatures 500°F (260°C)

Material: Flex500® **Color:** Black

Note: Additional sizes available - visit www.caplugs.com

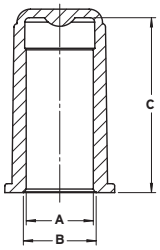

* For other material and color options, contact customer service.

Flexible Tear-Tab Caps HJS Series

Caplugs No.	Dimensions						Packaging	
	A		B		C		Carton Quantity	Mini Pak Quantity
	In	mm	In	mm	In	mm		
HJS-582L	.557	14.15	.604	15.34	1.330	33.78	3000	600
HJS-625L	.609	15.47	.601	15.27	1.240	31.50	4000	800

High-Temperature Caps HCR Series

Caplugs No.	Dimensions						Packaging	
	A		B		C		Carton Quantity	Mini Pak Quantity
	In	mm	In	mm	In	mm		
HCR-320-20	.277	7.04	.320	8.13	1.28	32.51	5000	1000
HCR-375-8	.404	10.26	.520	13.21	.50	12.70	5000	1000
HCR-375-14	.404	10.26	.520	13.21	.86	21.84	5000	1000
HCR-450-32	.412	10.46	.450	11.43	2.03	51.56	2000	400
HCR-510-18	.470	11.94	.510	12.95	1.23	31.24	2000	400
HCR-580-32	.540	13.72	.580	14.73	2.06	52.32	1000	200
HCR-700-32	.660	16.76	.700	17.78	2.13	54.10	1000	200
HCR-820-32	.780	19.81	.820	20.83	2.13	54.10	500	100
HCR-1060-44	1.015	25.78	1.060	26.92	2.81	71.37	300	60
HCR-1330-44	1.285	32.64	1.330	33.78	2.75	69.85	300	60

HVC Series

Flexible Round Caps

HVC Series temperature-resistant caps protect up to and beyond 500°F. Extremely flexible and durable protective closures which are ideal for use as thread protectors, dust and moisture seals, and as masking caps during painting, plating or powder coating operations.

Material: Flex500® **Color:** Black **Optional Color:** Yellow

Note: "B" dimension provided for reference only. Measured approximately 1/4" from open end of part.

Note: For low temperature vinyl, please refer to VC Series.



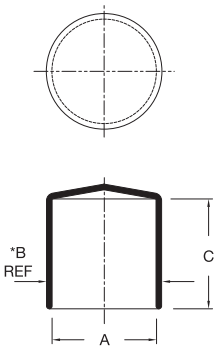

Caplugs No.	Dimensions						Packaging		
	A		B REF		C		Carton Quantity	Mini Pak† Quantity	Micro Pak‡ Quantity
	In	mm	In	mm	In	mm			
HVC-062-10	.062	1.57	.12	3.05	.625	15.88	5000	1000	100
HVC-080-10	.080	2.03	.14	3.56	.625	15.88	5000	1000	100
HVC-093-12	.093	2.36	.15	3.81	.750	19.05	5000	1000	100
HVC-109-12	.109	2.77	.18	4.57	.750	19.05	5000	1000	100
HVC-125-8	.125	3.18	.20	5.08	.500	12.70	5000	n/a	n/a
HVC-125-16	.125	3.18	.20	5.08	1.000	25.40	5000	1000	100
HVC-140-8	.140	3.56	.21	5.33	.500	12.70	5000	n/a	n/a
HVC-140-16	.140	3.56	.21	5.33	1.000	25.40	5000	1000	100
HVC-148-8	.148	3.76	.24	6.30	.500	12.70	5000	n/a	n/a
HVC-148-16	.148	3.76	.24	6.30	1.000	25.40	5000	n/a	n/a
HVC-156-8	.156	3.96	.24	6.10	.500	12.70	5000	n/a	n/a
HVC-156-16	.156	3.96	.24	6.10	1.000	25.40	5000	1000	100
HVC-172-8	.172	4.37	.25	6.35	.500	12.70	5000	n/a	n/a
HVC-172-16	.172	4.37	.25	6.35	1.000	25.40	5000	1000	100
HVC-180-8	.180	4.57	.26	6.60	.500	12.70	5000	n/a	n/a
HVC-180-16	.180	4.57	.26	6.60	1.000	25.40	5000	n/a	n/a
HVC-187-8	.187	4.75	.27	6.86	.500	12.70	5000	n/a	n/a
HVC-187-16	.187	4.75	.27	6.86	1.000	25.40	5000	1000	100
HVC-187-24	.187	4.75	.27	6.86	1.500	38.10	4000	n/a	n/a
HVC-203-8	.203	5.16	.29	7.37	.500	12.70	5000	n/a	n/a
HVC-203-16	.203	5.16	.29	7.37	1.000	25.40	5000	1000	100
HVC-218-8	.218	5.54	.31	7.87	.500	12.70	5000	n/a	n/a
HVC-218-16	.218	5.54	.31	7.87	1.000	25.40	5000	1000	100
HVC-224-8	.224	5.69	.31	7.87	.500	12.70	5000	n/a	n/a
HVC-224-16	.224	5.69	.31	7.87	1.000	25.40	4000	n/a	n/a
HVC-234-8	.234	5.94	.32	8.13	.500	12.70	5000	n/a	n/a
HVC-234-16	.234	5.94	.32	8.13	1.000	25.40	5000	1000	100
HVC-250-8	.250	6.35	.35	8.89	.500	12.70	5000	n/a	n/a
HVC-250-16	.250	6.35	.35	8.89	1.000	25.40	5000	1000	100
HVC-281-8	.281	7.14	.38	9.65	.500	12.70	5000	n/a	n/a
HVC-281-16	.281	7.14	.38	9.65	1.000	25.40	5000	1000	100
HVC-290-8	.290	7.37	.40	10.16	.500	12.70	5000	n/a	n/a
HVC-290-16	.290	7.37	.40	10.16	1.000	25.40	5000	n/a	n/a
HVC-304-8	.304	7.72	.41	10.41	.500	12.70	5000	n/a	n/a
HVC-304-16	.304	7.72	.41	10.41	1.000	25.40	5000	n/a	n/a
HVC-312-8	.312	7.93	.42	10.67	.500	12.70	5000	n/a	n/a
HVC-312-16	.312	7.93	.42	10.67	1.000	25.40	5000	1000	100
HVC-312-24	.312	7.93	.43	10.92	1.500	38.10	2500	n/a	n/a
HVC-343-8	.343	8.71	.45	11.43	.500	12.70	5000	n/a	n/a
HVC-343-16	.343	8.71	.45	11.43	1.000	25.40	2500	500	50
HVC-375-8	.375	9.53	.50	12.70	.500	12.70	2500	n/a	n/a

* For other material and color options, contact customer service.

† Mini and Micro Paks available in standard color.
‡ Minimum order for Micro Paks is 2.

Flexible Round Caps HVC Series

Caplugs No.	Dimensions						Packaging		
	A		B REF		C		Carton Quantity	Mini Pak† Quantity	Micro Pak‡ Quantity
	In	mm	In	mm	In	mm			
HVC-375-16	.375	9.53	.50	12.70	1.000	25.40	2500	500	50
HVC-406-8	.406	10.31	.53	13.46	.500	12.70	5000	n/a	n/a
HVC-406-16	.406	10.31	.53	13.46	1.000	25.40	2500	500	50
HVC-437-8	.437	11.10	.56	14.22	.500	12.70	5000	n/a	n/a
HVC-437-16	.437	11.10	.56	14.22	1.000	25.40	2500	500	50
HVC-460-8	.460	11.68	.58	14.73	.500	12.70	5000	n/a	n/a
HVC-460-16	.460	11.68	.58	14.73	1.000	25.40	2500	n/a	n/a
HVC-467-8	.467	11.86	.58	14.73	.500	12.70	5000	n/a	n/a
HVC-467-16	.467	11.86	.58	14.73	1.000	25.40	2500	n/a	n/a
HVC-490-8	.490	12.45	.61	15.49	.500	12.70	5000	n/a	n/a
HVC-490-16	.490	12.45	.61	15.49	1.000	25.40	3000	n/a	n/a
HVC-500-8	.500	12.70	.62	15.75	.500	12.70	5000	n/a	n/a
HVC-500-16	.500	12.70	.62	15.75	1.000	25.40	2500	500	50
HVC-531-8	.531	13.49	.65	16.51	.500	12.70	5000	n/a	n/a
HVC-531-16	.531	13.49	.65	16.51	1.000	25.40	2500	n/a	n/a
HVC-562-8	.562	14.28	.69	17.53	.500	12.70	2500	n/a	n/a
HVC-562-16	.562	14.28	.69	17.53	1.000	25.40	2000	n/a	n/a
HVC-600-8	.600	15.24	.73	18.54	.500	12.70	3000	n/a	n/a
HVC-600-16	.600	15.24	.73	18.54	1.000	25.40	2000	n/a	n/a
HVC-625-8	.625	15.88	.76	19.30	.500	12.70	2500	n/a	n/a
HVC-625-16	.625	15.88	.76	19.30	1.000	25.40	2000	400	50
HVC-625-24	.625	15.88	.77	19.56	1.500	38.10	1500	n/a	n/a
HVC-640-8	.640	16.26	.77	19.56	.500	12.70	4000	n/a	n/a
HVC-640-16	.640	16.26	.77	19.56	1.000	25.40	2000	n/a	n/a
HVC-665-8	.665	16.89	.80	20.32	.500	12.70	4000	n/a	n/a
HVC-665-16	.665	16.89	.80	20.32	1.000	25.40	2000	n/a	n/a
HVC-687-8	.687	17.45	.81	20.57	.500	12.70	2500	n/a	n/a
HVC-687-16	.687	17.45	.81	20.57	1.000	25.40	1000	n/a	n/a
HVC-690-8	.690	17.53	.82	20.83	.500	12.70	2500	n/a	n/a
HVC-690-16	.690	17.53	.82	20.83	1.000	25.40	1000	n/a	n/a
HVC-725-8	.725	18.42	.86	21.84	.500	12.70	2500	n/a	n/a
HVC-725-16	.725	18.42	.86	21.84	1.000	25.40	1000	n/a	n/a
HVC-750-8	.750	19.05	.88	22.35	.500	12.70	2500	n/a	n/a
HVC-750-16	.750	19.05	.88	22.35	1.000	25.40	1000	200	25
HVC-812-8	.812	20.63	.94	23.88	.500	12.70	2500	n/a	n/a
HVC-812-16	.812	20.63	.94	23.88	1.000	25.40	1000	n/a	n/a
HVC-812-24	.812	20.63	.95	24.13	1.500	38.10	1000	n/a	n/a
HVC-843-8	.843	21.41	.98	24.89	.500	12.70	2500	n/a	n/a
HVC-843-16	.843	21.41	.98	24.89	1.000	25.40	1000	n/a	n/a
HVC-870-8	.870	22.10	1.01	25.65	.500	12.70	1000	n/a	n/a
HVC-870-16	.870	22.10	1.01	25.65	1.000	25.40	1000	n/a	n/a
HVC-875-8	.875	22.23	1.02	25.91	.500	12.70	2500	n/a	n/a
HVC-875-16	.875	22.23	1.02	25.91	1.000	25.40	1000	200	25
HVC-875-24	.875	22.23	1.02	25.91	1.500	38.10	1000	n/a	n/a
HVC-937-8	.937	23.80	1.08	27.43	.500	12.70	2000	n/a	n/a
HVC-937-16	.937	23.80	1.08	27.43	1.000	25.40	1000	n/a	n/a
HVC-985-8	.985	25.02	1.13	28.70	.500	12.70	2000	n/a	n/a
HVC-985-16	.985	25.02	1.13	28.70	1.000	25.40	1000	n/a	n/a
HVC-1000-8	1.000	25.40	1.14	28.96	.500	12.70	1000	n/a	n/a
HVC-1000-16	1.000	25.40	1.14	28.96	1.000	25.40	1000	200	25
HVC-1000-24	1.000	25.40	1.14	28.96	1.500	38.10	1000	n/a	n/a
HVC-1062-16	1.062	26.97	1.20	30.48	1.000	25.40	1200	n/a	n/a
HVC-1090-16	1.090	27.69	1.22	30.99	1.000	25.40	1200	n/a	n/a
HVC-1125-16	1.125	28.57	1.27	32.26	1.000	25.40	500	n/a	n/a
HVC-1187-16	1.187	30.14	1.33	33.78	1.000	25.40	500	n/a	n/a
HVC-1250-16	1.250	31.75	1.39	35.31	1.000	25.40	500	n/a	n/a
HVC-1250-24	1.250	31.75	1.39	35.31	1.500	38.10	500	n/a	n/a
HVC-1312-16	1.312	33.32	1.45	36.83	1.000	25.40	1000	n/a	n/a

FLEX-SEAL® HVC Series Flexible Round Caps (cont.)

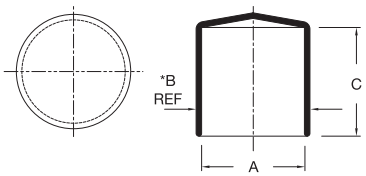

Note: "B" dimension provided for reference only. Measured approximately 1/4" from open end of part.

For low temperature vinyl, please refer to VC Series.

Caplugs No.	Dimensions						Packaging		
	A		B REF		C		Carton Quantity	Mini Pak† Quantity	Micro Pak‡ Quantity
	In	mm	In	mm	In	mm			
HVC-1312-24	1.312	33.32	1.45	36.83	1.500	38.10	600	n/a	n/a
HVC-1375-16	1.375	34.92	1.52	38.61	1.000	25.40	500	n/a	n/a
HVC-1375-24	1.375	34.92	1.52	38.61	1.500	38.10	400	n/a	n/a
HVC-1437-16	1.437	36.50	1.58	40.06	1.000	25.40	750	n/a	n/a
HVC-1500-16	1.500	38.10	1.64	41.66	1.000	25.40	500	n/a	n/a
HVC-1500-24	1.500	38.10	1.64	41.66	1.500	38.10	300	n/a	n/a
HVC-1593-16	1.593	40.46	1.72	43.76	1.000	25.40	500	n/a	n/a
HVC-1625-16	1.625	41.27	1.77	44.96	1.000	25.40	500	n/a	n/a
HVC-1687-16	1.687	42.84	1.83	46.48	1.000	25.40	500	n/a	n/a
HVC-1750-16	1.750	44.45	1.89	48.01	1.000	25.40	500	n/a	n/a
HVC-1812-16	1.812	46.02	1.95	49.58	1.000	25.40	1000	n/a	n/a
HVC-1875-16	1.875	47.62	2.02	51.31	1.000	25.40	250	n/a	n/a
HVC-1937-16	1.937	49.20	2.07	52.76	1.000	25.40	600	n/a	n/a
HVC-2000-16	2.000	50.80	2.14	54.36	1.000	25.40	250	n/a	n/a
HVC-2000-24	2.000	50.80	2.14	54.36	1.500	38.10	300	n/a	n/a
HVC-2125-16	2.125	53.98	2.27	57.79	1.000	25.40	500	n/a	n/a
HVC-2156-16	2.156	54.76	2.30	58.57	1.000	25.40	500	n/a	n/a
HVC-2250-16	2.250	57.15	2.40	60.96	1.000	25.40	500	n/a	n/a
HVC-2250-24	2.250	57.15	2.40	60.96	1.500	38.10	300	n/a	n/a
HVC-2375-16	2.375	60.33	2.52	64.14	1.000	25.40	200	n/a	n/a
HVC-2375-24	2.375	60.33	2.52	64.14	1.500	38.10	250	n/a	n/a
HVC-2460-16	2.460	62.48	2.61	66.29	1.000	25.40	250	n/a	n/a
HVC-2500-16	2.500	63.50	2.65	67.31	1.000	25.40	400	n/a	n/a
HVC-2500-24	2.500	63.50	2.65	67.31	1.500	38.10	250	n/a	n/a
HVC-2625-16	2.625	66.67	2.77	70.49	1.000	25.40	400	n/a	n/a
HVC-2625-24	2.625	66.67	2.77	70.49	1.500	38.10	200	n/a	n/a
HVC-2687-16	2.687	68.25	2.84	72.31	1.000	25.40	400	n/a	n/a
HVC-2750-16	2.750	69.85	2.91	73.91	1.000	25.40	300	n/a	n/a
HVC-2750-24	2.750	69.85	2.91	73.91	1.500	38.10	200	n/a	n/a
HVC-2875-16	2.875	73.03	3.03	77.09	1.000	25.40	250	n/a	n/a
HVC-3000-16	3.000	76.20	3.16	80.26	1.000	25.40	250	n/a	n/a
HVC-3000-24	3.000	76.20	3.16	80.26	1.500	38.10	250	n/a	n/a
HVC-3125-16	3.125	79.37	3.285	83.44	1.000	25.40	250	n/a	n/a
HVC-3125-24	3.125	79.37	3.285	83.44	1.500	38.10	300	n/a	n/a
HVC-3250-18	3.250	82.55	3.410	86.61	1.125	28.58	200	n/a	n/a
HVC-3375-18	3.375	85.73	3.535	89.79	1.125	28.58	250	n/a	n/a
HVC-3500-18	3.500	88.90	3.660	92.96	1.125	28.58	225	n/a	n/a
HVC-3500-24	3.500	88.90	3.660	92.96	1.500	38.10	200	n/a	n/a
HVC-3625-18	3.625	92.08	3.785	96.14	1.125	28.58	200	n/a	n/a
HVC-3750-18	3.750	92.25	3.910	99.31	1.125	28.58	200	n/a	n/a
HVC-3875-18	3.875	98.43	4.035	102.49	1.125	28.58	200	n/a	n/a
HVC-4000-20	4.000	101.60	4.160	105.66	1.250	31.75	100	n/a	n/a
HVC-4125-20	4.125	104.78	4.285	108.84	1.250	31.75	150	n/a	n/a
HVC-4187-20	4.187	106.35	4.347	110.41	1.250	31.75	100	n/a	n/a
HVC-4250-20	4.250	107.95	4.410	112.01	1.250	31.75	150	n/a	n/a
HVC-4375-20	4.375	111.13	4.535	115.19	1.250	31.75	150	n/a	n/a
HVC-4500-20	4.500	114.30	4.660	118.36	1.250	31.75	150	n/a	n/a

* For other material and color options, contact customer service.

† Mini and Micro Paks available in standard color.
‡ Minimum order for Micro Paks is 2.

Flexible Round Caps (cont.) HVC Series

Caplugs No.	Dimensions						Packaging		
	A		B REF		C		Carton Quantity	Mini Pak† Quantity	Micro Pak‡ Quantity
	In	mm	In	mm	In	mm			
HVC-4750-20	4.750	120.65	4.910	124.71	1.250	31.75	100	n/a	n/a
HVC-5000-22	5.000	127.00	5.180	131.57	1.375	34.93	125	n/a	n/a
HVC-5187-22	5.187	131.75	5.367	136.32	1.375	34.93	125	n/a	n/a
HVC-5375-22	5.375	136.53	5.555	141.10	1.375	34.93	100	n/a	n/a
HVC-5500-22	5.500	139.70	5.680	144.27	1.375	34.93	100	n/a	n/a
HVC-5750-22	5.750	146.05	5.930	150.62	1.375	34.93	50	n/a	n/a
HVC-6000-24	6.000	152.40	6.180	156.97	1.500	38.10	90	n/a	n/a
HVC-6250-24	6.250	158.75	6.430	163.32	1.500	38.10	90	n/a	n/a
HVC-6500-24	6.500	165.10	6.680	169.67	1.500	38.10	80	n/a	n/a
HVC-6750-24	6.750	171.45	6.930	176.02	1.500	38.10	70	n/a	n/a
HVC-7000-24	7.000	177.80	7.180	182.37	1.500	38.10	50	n/a	n/a
HVC-7250-24	7.250	184.15	7.430	188.72	1.500	38.10	70	n/a	n/a
HVC-7500-24	7.500	190.50	7.680	195.07	1.500	38.10	50	n/a	n/a
HVC-7750-28	7.750	196.85	7.930	201.42	1.750	44.45	50	n/a	n/a
HVC-8000-28	8.000	203.20	8.180	207.77	1.750	44.45	50	n/a	n/a
HVC-8500-28	8.500	215.90	8.680	220.47	1.750	44.45	50	n/a	n/a
HVC-8750-28	8.750	222.25	8.930	226.82	1.750	44.45	50	n/a	n/a
HVC-9000-28	9.000	228.60	9.200	233.68	1.750	44.45	40	n/a	n/a
HVC-9250-28	9.250	234.95	9.450	240.03	1.750	44.45	40	n/a	n/a
HVC-9375-28	9.375	238.13	9.575	243.21	1.750	44.45	40	n/a	n/a
HVC-9500-28	9.500	241.30	9.700	246.38	1.750	44.45	40	n/a	n/a
HVC-9625-28	9.625	244.48	9.825	249.56	1.750	44.45	40	n/a	n/a
HVC-9875-28	9.875	250.83	10.075	255.91	1.750	44.45	40	n/a	n/a
HVC-10000-32	10.000	254.00	10.200	259.08	2.000	50.80	35	n/a	n/a
HVC-10312-32	10.312	261.92	10.512	267.00	2.000	50.80	25	n/a	n/a
HVC-10750-32	10.750	273.05	10.950	278.13	2.000	50.80	25	n/a	n/a
HVC-11000-32	11.000	279.40	11.200	284.48	2.000	50.80	25	n/a	n/a
HVC-11375-32	11.375	288.93	11.575	294.01	2.000	50.80	25	n/a	n/a
HVC-11750-32	11.750	298.45	11.950	303.53	2.000	50.80	25	n/a	n/a
HVC-12000-32	12.000	304.80	12.200	309.88	2.000	50.80	25	n/a	n/a
HVC-12250-32	12.250	311.15	12.450	316.23	2.000	50.80	25	n/a	n/a
HVC-12500-32	12.500	317.50	12.700	322.58	2.000	50.80	25	n/a	n/a
HVC-12625-32	12.625	320.68	12.825	325.76	2.000	50.80	25	n/a	n/a
HVC-12875-32	12.875	327.03	13.075	332.11	2.000	50.80	25	n/a	n/a
HVC-13250-32	13.250	336.55	13.470	342.14	2.000	50.80	25	n/a	n/a
HVC-13500-32	13.500	342.90	13.720	348.49	2.000	50.80	25	n/a	n/a
HVC-13600-32	13.600	345.44	13.820	351.03	2.000	50.80	25	n/a	n/a
HVC-14000-32	14.000	355.60	14.220	361.19	2.000	50.80	18	n/a	n/a
HVC-14250-32	14.250	361.95	14.470	367.54	2.000	50.80	25	n/a	n/a
HVC-14500-32	14.500	368.30	14.720	373.89	2.000	50.80	25	n/a	n/a
HVC-15000-32	15.000	381.00	15.220	386.59	2.000	50.80	25	n/a	n/a
HVC-15625-32	15.625	396.88	15.845	402.46	2.000	50.80	25	n/a	n/a
HVC-15875-32	15.875	403.23	16.115	409.32	2.000	50.80	25	n/a	n/a
HVC-16000-32	16.000	406.40	16.240	412.50	2.000	50.80	25	n/a	n/a
HVC-16500-32	16.500	419.10	16.740	425.20	2.000	50.80	20	n/a	n/a
HVC-17375-40	17.375	441.33	17.615	447.42	2.500	63.50	20	n/a	n/a
HVC-18000-40	18.000	457.20	18.240	463.30	2.500	63.50	15	n/a	n/a
HVC-19000-40	19.000	482.60	19.240	488.70	2.500	63.50	15	n/a	n/a
HVC-20000-40	20.000	508.00	20.240	514.10	2.500	63.50	15	n/a	n/a
HVC-21000-40	21.000	533.40	21.240	539.50	2.500	63.50	15	n/a	n/a

HEZ Series

Flexible Caps with Pull-Tab for Easy Removal

HEZ series caps feature an extra long tab centered at the top of the closure which allows the cap to be finger-removed easily, eliminating the use of tools which could damage threads or part surfaces. Ideal for masking applications during painting, plating and powder coating operations.

Material: Flex500® **Color:** Black **Optional Color:** Yellow

Note: For low temperature vinyl, please refer to EZ Series.

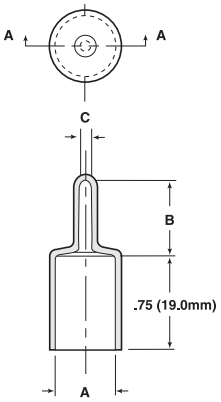

* For other material and color options, contact customer service.

† Mini and Micro Paks available in standard color.
‡ Minimum order for Micro Paks is 2.

Flexible Caps with Pull-Tab for Easy Removal HEZ Series

Caplugs No.	Dimensions						Packaging		
	A		B		C		Carton Quantity	Mini Pak† Quantity	Micro Pak‡ Quantity
	In	mm	In	mm	In	mm			
HEZ-187-12	.187	4.74	.500	12.70	.093	2.36	5000	n/a	n/a
HEZ-215-12	.215	5.46	.500	12.70	.093	2.36	5000	n/a	n/a
HEZ-240-12	.240	6.09	.625	15.87	.125	3.17	4000	800	50
HEZ-303-12	.303	7.69	.625	15.87	.125	3.17	4000	800	50
HEZ-365-12	.365	9.27	.625	15.87	.125	3.17	3500	700	50
HEZ-386-12	.386	9.80	.625	15.87	.125	3.17	4000	n/a	n/a
HEZ-406-12	.406	10.31	.625	15.87	.125	3.17	4000	n/a	n/a
HEZ-427-12	.427	10.84	.625	15.87	.125	3.17	3000	n/a	n/a
HEZ-460-12	.460	11.68	.500	12.70	.100	2.54	2500	n/a	n/a
HEZ-490-12	.490	12.44	.687	17.44	.125	3.17	2500	500	50
HEZ-521-12	.521	13.23	.625	15.88	.125	3.17	2500	n/a	n/a
HEZ-552-12	.552	14.02	.687	17.44	.125	3.17	2000	500	50
HEZ-600-12	.600	15.24	.812	20.62	.187	4.75	2000	n/a	n/a
HEZ-615-12	.615	15.62	.687	17.44	.125	3.17	2000	400	50
HEZ-655-12	.655	16.63	.875	22.22	.187	4.75	2000	n/a	n/a
HEZ-670-12	.670	17.02	.800	20.32	.190	4.83	2000	n/a	n/a
HEZ-677-12	.677	17.19	.812	20.62	.187	4.75	2000	n/a	n/a
HEZ-695-12	.695	17.65	.812	20.62	.187	4.75	1500	n/a	n/a
HEZ-735-12	.735	18.66	.812	20.62	.187	4.74	1500	300	25
HEZ-760-12	.760	19.30	.800	20.32	.190	4.83	2000	n/a	n/a
HEZ-797-12	.797	20.24	.812	20.62	.187	4.75	1500	n/a	n/a
HEZ-835-12	.835	21.20	.843	21.41	.187	4.74	1500	n/a	n/a
HEZ-860-12	.860	21.84	.843	21.41	.187	4.74	1500	300	25
HEZ-922-12	.922	23.41	.875	22.22	.187	4.74	1000	n/a	n/a
HEZ-985-12	.985	25.01	.875	22.22	.187	4.74	1000	250	25
HEZ-1048-12	1.048	27.53	1.000	25.40	.187	4.74	1000	n/a	n/a
HEZ-1110-12	1.110	28.19	1.125	28.58	.187	4.74	1000	n/a	n/a
HEZ-1175-12	1.175	29.85	.750	19.05	.325	8.26	1000	n/a	n/a
HEZ-1230-12	1.230	31.24	1.125	28.58	.187	4.74	900	n/a	n/a
HEZ-1355-12	1.355	34.41	1.125	28.58	.250	6.35	800	n/a	n/a
HEZ-1480-12	1.480	37.59	1.000	25.40	.250	6.35	800	n/a	n/a

HFC Series

Flexible Caps with Flat Pull-Tab for Easy Removal

HFC Series caps have a long flat tab centered at the top of the closure which allows easy removal of the cap.

- Can withstand temperatures 500°F (260°C)

Material: Flex500® **Color:** Black **Optional Color:** Yellow

Note: For low temperature vinyl, please refer to VFC Series.

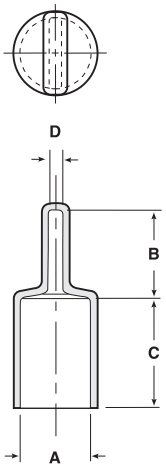

* For other material and color options, contact customer service.

† Mini and Micro Paks available in standard color.
‡ Minimum order for Micro Paks is 2.

Flexible Caps with Flat Pull-Tab for Easy Removal HFC Series

Caplugs No.	Dimensions								Packaging		
	A		B		C		D		Carton Quantity	Mini Pak† Quantity	Micro Pak‡ Quantity
	In	mm	In	mm	In	mm	In	mm			
HFC-180-8	.180	4.57	.500	12.70	.500	12.70	.062	1.57	5000	n/a	n/a
HFC-180-16	.180	4.57	.500	12.70	1.000	25.40	.062	1.57	5000	1000	100
HFC-207-8	.207	5.25	.625	15.88	.500	12.70	.125	3.18	5000	n/a	n/a
HFC-207-16	.207	5.25	.625	15.88	1.000	25.40	.125	3.18	5000	n/a	n/a
HFC-240-8	.240	6.09	.625	15.88	.500	12.70	.125	3.18	5000	n/a	n/a
HFC-240-16	.240	6.09	.625	15.88	1.000	25.40	.125	3.18	5000	n/a	n/a
HFC-302-8	.302	7.67	.625	15.88	.500	12.70	.125	3.18	4000	n/a	n/a
HFC-302-16	.302	7.67	.625	15.88	1.000	25.40	.125	3.18	4000	n/a	n/a
HFC-365-8	.365	9.27	.625	15.88	.500	12.70	.125	3.18	5000	n/a	n/a
HFC-365-12	.365	9.27	.625	15.88	.750	19.05	.125	3.18	3000	n/a	n/a
HFC-365-16	.365	9.27	.625	15.88	1.000	25.40	.125	3.18	2500	n/a	n/a
HFC-396-8	.396	10.05	.625	15.88	.500	12.70	.125	3.18	3000	n/a	n/a
HFC-396-16	.396	10.05	.625	15.88	1.000	25.40	.125	3.18	3000	n/a	n/a
HFC-410-8	.410	10.41	.687	17.45	.500	12.70	.125	3.18	3000	n/a	n/a
HFC-410-16	.410	10.41	.687	17.45	1.000	25.40	.125	3.18	2000	400	50
HFC-427-8	.427	10.84	.625	15.88	.500	12.70	.125	3.18	3000	n/a	n/a
HFC-427-16	.427	10.84	.625	15.88	1.000	25.40	.125	3.18	2500	500	50
HFC-470-8	.470	11.93	.625	15.88	.500	12.70	.125	3.18	2000	n/a	n/a
HFC-470-16	.470	11.93	.625	15.88	1.000	25.40	.125	3.18	2000	n/a	n/a
HFC-490-8	.490	12.44	.625	15.88	.500	12.70	.125	3.18	2500	n/a	n/a
HFC-490-16	.490	12.44	.625	15.88	1.000	25.40	.125	3.18	1500	n/a	n/a
HFC-521-8	.521	13.23	.625	15.88	.500	12.70	.125	3.18	2000	n/a	n/a
HFC-521-16	.521	13.23	.625	15.88	1.000	25.40	.125	3.18	1500	300	50
HFC-552-8	.552	14.02	.687	17.45	.500	12.70	.125	3.18	3000	n/a	n/a
HFC-552-12	.552	14.02	.687	17.45	.750	19.05	.125	3.18	2000	n/a	n/a
HFC-552-16	.552	14.02	.687	17.45	1.000	25.40	.125	3.18	1500	n/a	n/a
HFC-590-8	.590	14.98	.625	15.88	.500	12.70	.125	3.18	1500	n/a	n/a
HFC-590-16	.590	14.98	.625	15.88	1.000	25.40	.125	3.18	1500	300	50
HFC-615-8	.615	15.62	.687	17.45	.500	12.70	.125	3.18	2000	n/a	n/a
HFC-615-16	.615	15.62	.687	17.45	1.000	25.40	.125	3.18	2000	n/a	n/a
HFC-677-8	.677	17.19	.687	17.45	.500	12.70	.125	3.18	1000	n/a	n/a
HFC-677-16	.677	17.19	.687	17.45	1.000	25.40	.125	3.18	1000	200	25
HFC-735-8	.735	18.66	.812	20.63	.500	12.70	.187	4.75	1000	n/a	n/a
HFC-735-12	.735	18.66	.812	20.63	.750	19.05	.187	4.75	1250	n/a	n/a
HFC-735-16	.735	18.66	.812	20.63	1.000	25.40	.187	4.75	1000	n/a	n/a
HFC-797-8	.797	20.24	.812	20.63	.500	12.70	.187	4.75	900	n/a	n/a
HFC-797-16	.797	20.24	.812	20.63	1.000	25.40	.187	4.75	900	180	20
HFC-865-8	.865	21.97	.843	21.41	.500	12.70	.187	4.75	1000	n/a	n/a
HFC-865-16	.865	21.97	.843	21.41	1.000	25.40	.187	4.75	2500	n/a	n/a
HFC-990-8	.990	25.14	.875	22.23	.500	12.70	.187	4.75	600	n/a	n/a
HFC-990-16	.990	25.14	.875	22.23	1.000	25.40	.187	4.75	600	120	20
HFC-1230-16	1.230	31.24	1.125	28.58	1.000	25.40	.187	4.75	500	n/a	n/a
HFC-1230-24	1.230	31.24	1.125	28.58	1.500	38.10	.187	4.75	500	n/a	n/a
HFC-1605-16	1.605	40.76	1.250	31.75	1.000	25.40	.250	6.35	400	n/a	n/a
HFC-1605-24	1.605	40.76	1.250	31.75	1.500	38.10	.250	6.35	400	n/a	n/a

ULTRA BAKE

TS Series

Tapered Silicone Caps & Plugs

The TS series offers all the versatility of our traditional tapers with the added resilience of silicone. Ideal for use in masking applications that require temperature and corrosion resistance.

- Flexible
- Easy to install and remove
- Temperature resistant up to 600°F (315°C)

Available in two durometers:

- 70 Durometer Red has a more structured, rigid feel
- 45 Durometer Natural offers extreme flexibility

Material: Silicone **Color:** Red or Natural

*Samples will be sent in 70 Durometer Red unless requested in 45 Durometer Natural

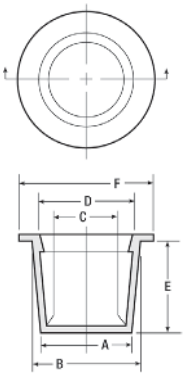

* For other material and color options, contact customer service.

Tapered Silicone Caps & Plugs TS Series

Caplugs No.		Dimensions												Packaging	
		A		B		C		D		E		F			
Red 70 Duro	Nat 45 Duro	In	mm	In	mm	In	mm	In	mm	In	mm	In	mm	Carton Quantity	Mini Pak Quantity
TS-00	TS-00-NAT	.116	2.95	.182	4.62	.053	1.35	.120	3.05	.380	9.65	.330	8.38	5000	1000
TS-0	TS-0-NAT	.173	4.39	.240	6.10	0.111	2.82	.177	4.50	.380	9.65	.400	10.16	5000	1000
TS-1	TS-1-NAT	.240	6.10	.295	7.49	.174	4.42	.240	6.10	.380	9.65	.460	11.68	5000	1000
TS-2	TS-2-NAT	.299	7.59	.365	9.27	.235	5.97	.302	7.67	.380	9.65	.520	13.21	5000	1000
TS-2S	TS-2S-NAT	.325	8.26	.367	9.32	.263	6.68	.305	7.75	.190	4.83	.500	12.70	5000	–
TS-3	TS-3-NAT	.361	9.17	.418	10.62	.298	7.57	.365	9.27	.380	9.65	.580	14.73	5000	1000
TS-4	TS-4-NAT	.419	10.64	.485	12.32	.356	9.04	.422	10.72	.380	9.65	.650	16.51	5000	1000
TS-5	TS-5-NAT	.471	11.96	.536	13.61	.409	10.39	.485	12.32	.440	11.18	.710	18.03	5000	1000
TS-6	TS-6-NAT	.532	13.51	.608	15.44	.468	11.89	.545	13.84	.440	11.18	.770	19.56	5000	1000
TS-7	TS-7-NAT	.580	14.73	.667	16.94	.518	13.16	.605	15.37	.500	12.70	.830	21.08	5000	1000
TS-8	TS-8-NAT	.640	16.26	.727	18.47	.578	14.68	.664	16.87	.500	12.70	.900	22.86	5000	1000
TS-9	TS-9-NAT	.690	17.53	.788	20.02	.628	15.95	.726	18.44	.560	14.22	.960	24.38	5000	1000
TS-10	TS-10-NAT	.750	19.05	.848	21.54	.687	17.45	.785	19.94	.560	14.22	1.020	25.91	5000	1000
TS-11	TS-11-NAT	.802	20.37	.911	23.14	.740	18.80	.849	21.56	.630	16.00	1.080	27.43	5000	1000
TS-12	TS-12-NAT	.866	22.00	.975	24.77	.803	20.40	.912	23.16	.630	16.00	1.150	29.21	5000	1000
TS-13	TS-13-NAT	.964	24.49	1.090	27.69	.901	22.89	1.027	26.09	.750	19.05	1.270	32.26	2500	500
TS-14	TS-14-NAT	1.094	27.79	1.215	30.86	1.031	26.19	1.152	29.26	.750	19.05	1.430	36.32	2500	500
TS-15	TS-15-NAT	1.224	31.09	1.355	34.42	1.161	29.49	1.292	32.82	.750	19.05	1.520	38.61	2500	500
TS-16	TS-16-NAT	1.312	33.32	1.465	37.21	1.249	31.72	1.402	35.61	.880	22.35	1.650	41.91	1000	200
TS-17	TS-17-NAT	1.447	36.75	1.600	40.64	1.384	35.15	1.537	39.04	.880	22.35	1.770	44.96	1000	200
TS-18	TS-18-NAT	1.560	39.62	1.682	42.72	1.498	38.05	1.620	41.15	.750	19.05	1.900	48.26	1000	200
TS-19	TS-19-NAT	1.750	44.45	1.880	47.75	1.688	42.88	1.818	46.18	.750	25.40	2.020	51.31	1000	200
TS-20	TS-20-NAT	1.780	45.21	1.950	49.53	1.718	43.64	1.888	47.96	1.000	25.40	2.150	54.61	1000	200
TS-21	TS-21-NAT	1.900	48.26	2.076	52.73	1.837	46.66	2.013	51.13	1.000	25.40	2.270	57.66	1000	200
TS-23	TS-23-NAT	2.035	51.69	2.210	56.13	1.976	50.19	2.153	54.69	1.000	25.40	2.360	59.94	1000	200
TS-24	TS-24-NAT	2.255	57.28	2.430	61.72	2.196	55.78	2.373	60.27	1.000	25.40	2.580	65.53	1000	200
TS-42	TS-42-NAT	2.525	64.14	2.700	68.58	2.466	62.64	2.643	67.13	1.000	25.40	2.850	72.39	1000	200
TS-46	TS-46-NAT	2.765	70.23	2.940	74.68	2.706	68.73	2.883	73.23	1.000	25.40	3.090	78.49	1000	200

*Samples will be sent in 70 Durometer Red unless requested in 45 Durometer Natural

TSV Series

Vented Tapered Caps & Plugs

The TSV Series is ideal for powder coaters to use as a tapered cap or plug during coating and curing when back-pressure could be an issue.

The material choice of silicone allows for high-temperature coating and curing temperatures vs. standard plastic tapers, up to 600°F (315°C). The flexible material allows for a secure fit and is available in two durometers: 70 Red and 45 Natural. The 70 Red will have a more structured feel, while the 45 Natural offers extreme flexibility.

Material: Ultrabake™ Silicone

Color: Natural (45 durometer) and Red (70 durometer)

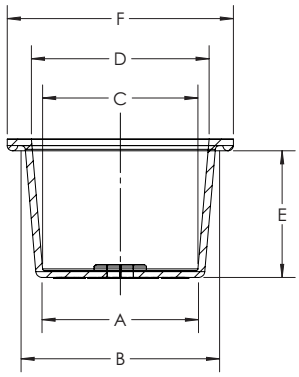

SECTION A-A

DETAIL B

UVCP-SH Series

Silicone Venting Cap-Plug

Ultrabake™ Venting Cap Plugs are designed to mask plain and threaded studs or holes; there is a small nipple on the top of the mask which can easily be punctured or removed to form the small vent. Recommended for Powder coating, e-coating, plating & anodizing.

- Recommended temperatures up to 600°F (315°C)
- Internal lip on the open end provides a positive seal to prevent paint and other contaminants from seeping onto the part
- Flanged head enables the cap to be manually removed with ease
- Masks off the hole or stud and allows trapped air to escape from inside the cap through the vent
- Reusable

Material: Silicone **Color:** See chart for color coding

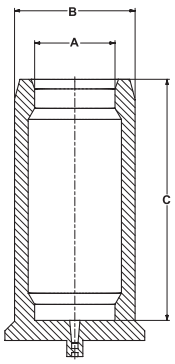

* For other material and color options, contact customer service.

Vented Tapered Caps & Plugs TSV Series

Caplugs Part No.		Dimensions														Packaging
		A		B		C		D		E		F		G		
Red 70 Duro	Nat 45 Duro	In	mm	In	mm	In	mm	In	mm	In	mm	In	mm	In	mm	Carton Quantity
TSV-00	TSV-00-C01	.116	2.95	.182	4.62	.053	1.35	.120	3.05	.380	9.65	.330	8.38	.060	1.52	5000
TSV-0	TSV-0-C01	.173	4.39	.240	6.10	.111	2.82	.177	4.50	.380	9.65	.400	10.16	.060	1.52	5000
TSV-1	TSV-1-C01	.240	6.10	.295	7.49	.174	4.42	.240	6.10	.380	9.65	.460	11.68	.130	3.30	5000
TSV-2	TSV-2-C01	.299	7.59	.365	9.27	.235	5.97	.302	7.67	.380	9.65	.520	13.21	.130	3.30	5000
TSV-3	TSV-3-C01	.361	9.17	.418	10.62	.298	7.57	.365	9.27	.380	9.65	.580	14.73	.130	3.30	5000
TSV-4	TSV-4-C01	.419	10.64	.485	12.32	.356	9.04	.422	10.72	.380	9.65	.650	16.51	.130	3.30	5000
TSV-5	TSV-5-C01	.471	11.96	.536	13.61	.409	10.39	.485	12.32	.440	11.18	.710	18.03	.130	3.30	5000
TSV-6	TSV-6-C01	.532	13.51	.608	15.44	.468	11.89	.545	13.84	.440	11.18	.770	19.56	.130	3.30	5000
TSV-7	TSV-7-C01	.580	14.73	.667	16.94	.518	13.16	.605	15.37	.500	12.70	.830	21.08	.130	3.30	5000
TSV-8	TSV-8-C01	.640	16.26	.727	18.47	.578	14.68	.664	16.87	.500	12.70	.900	22.86	.130	3.30	5000
TSV-9	TSV-9-C01	.690	17.53	.788	20.02	.628	15.95	.726	18.44	.560	14.22	.960	23.38	.130	3.30	5000
TSV-10	TSV-10-C01	.750	19.05	.848	21.54	.687	17.45	.785	19.94	.560	14.22	1.020	25.91	.130	3.30	5000
TSV-11	TSV-11-C01	.802	20.37	.911	23.14	.740	18.80	.849	21.56	.630	16.00	1.080	27.43	.130	3.30	5000
TSV-12	TSV-12-C01	.866	22.00	.975	24.77	.803	20.40	.912	23.16	.630	16.00	1.150	29.21	.130	3.30	5000
TSV-13	TSV-13-C01	.964	24.49	1.090	27.69	.901	22.89	1.027	26.09	.750	19.05	1.270	32.26	.130	3.30	2500
TSV-14	TSV-14-C01	1.094	27.79	1.215	30.86	1.031	26.19	1.152	29.26	.750	19.05	1.430	36.32	.130	3.30	2500
TSV-15	TSV-15-C01	1.224	31.09	1.355	34.42	1.161	29.49	1.292	32.82	.750	19.05	1.520	38.61	.130	3.30	2500
TSV-16	TSV-16-C01	1.312	33.32	1.465	37.21	1.249	31.72	1.402	35.61	.880	22.35	1.650	41.91	.130	3.30	1000
TSV-17	TSV-17-C01	1.447	36.75	1.600	40.64	1.384	35.15	1.537	39.04	.880	22.35	1.770	44.96	.130	3.30	1000
TSV-18	TSV-18-C01	1.560	39.62	1.682	42.72	1.498	38.05	1.620	41.15	.750	19.05	1.900	48.26	.130	3.30	1000
TSV-19	TSV-19-C01	1.750	44.45	1.880	47.75	1.688	42.88	1.818	46.18	.750	19.05	2.020	51.31	.130	3.30	1000
TSV-20	TSV-20-C01	1.780	45.21	1.950	49.53	1.718	43.64	1.888	47.96	1.000	25.40	2.150	54.61	.130	3.30	1000
TSV-21	TSV-21-C01	1.900	48.26	2.076	52.73	1.837	46.66	2.013	51.13	1.000	25.40	2.270	57.66	.130	3.30	1000
TSV-23	TSV-23-C01	2.035	51.69	2.210	56.13	1.976	50.19	2.153	54.69	1.000	25.40	2.360	59.94	.130	3.30	200
TSV-24	TSV-24-C01	2.255	57.28	2.430	61.72	2.196	55.78	2.373	60.27	1.000	25.40	2.580	65.53	.130	3.30	1000
TSV-42	TSV-42-C01	2.525	64.14	2.700	68.58	2.466	62.64	2.643	67.13	1.000	25.40	2.850	72.39	.130	3.30	1000
TSV-46	TSV-46-C01	2.765	70.23	2.940	74.68	2.706	68.73	2.883	73.23	1.000	25.40	3.090	78.49	.130	3.30	1000

Silicone Venting Cap-Plug UVCP-SH Series

Caplugs No.	Color	Dimensions						Packaging
		A		B		C		Quantity Per Bag
		In	mm	In	mm	In	mm	
UVCP234	Yellow	.234	5.94	.450	11.43	1.000	25.40	250
UVCP355	Green	.355	9.02	.565	14.35	1.500	38.10	250
UVCP500	Blue	.500	12.70	.750	19.05	1.500	38.10	100
UVCP1000	Rusty Red	1.000	25.40	1.250	31.75	1.500	38.10	50

ULTRA BAKE

SFC Series

Silicone Flange Caps

Series SFC Flange Caps feature a design which simplifies the application and removal of the cap. An internal lip on the open end provides a positive seal to prevent paint and other contaminants from seeping onto the part. A flanged head enables the cap to be manually removed with ease. Some sizes have provisions for venting air which keeps the part from unseating during high temperature processes.

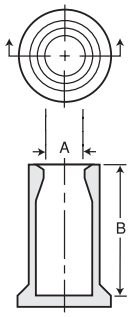

• Temperature resistant up to 600°F (315°C)

Material: Silicone **Color:** Natural

PTC Series

Tapered Paper Caps

Manufactured from natural paper which is 100% recyclable, PTC Series paper tapered caps are the answer for applications requiring environmentally friendly components. The special paper used in the manufacture of paper caps is formulated from a blend of 90% virgin pulp and 10% post-consumer recycled paper. These closures will withstand temperatures up to 400°F (204°C), making them ideal for high-temperature application.

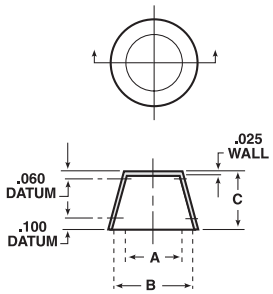

• Made from recycled material

• 100% recycleable

Material: 90 lb. paperboard **Color:** Brown

Note: Products are manufactured from paper which is hygroscopic. This means that there may be minor dimensional variation with changes in relative humidity.

PSC Series

Straight Paper Caps for Flared Tube Fittings

Manufactured from natural paper which is 100% recyclable, PSC Series paper straight caps are the answer for applications requiring environmentally friendly components. The special paper used in the manufacture of paper caps is formulated from a blend of 90% virgin pulp and 10% post-consumer recycled paper. These closures will withstand temperatures up to 400°F (204°C), making them ideal for high-temperature application.

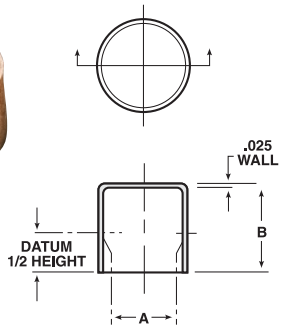

• Made from recycled material

• 100% recycleable

Material: 90 lb. paperboard **Color:** Brown

Note: Products are manufactured from paper which is hygroscopic. This means that there may be minor dimensional variation with changes in relative humidity.

* For other material and color options, contact customer service.

Silicone Flange Caps SFC Series

Caplugs No.	Dimensions				Packaging	
	A		B		Carton Quantity	Mini Pak Quantity
	In	mm	In	mm		
SFC-187-22	.187	4.75	1.377	34.98	500	100
SFC-234-32	.234	5.94	2.000	50.80	500	100
SFC-294-21	.294	7.47	1.330	33.78	500	100
SFC-315-16	.315	8.00	.974	24.74	250	50
SFC-375-23	.375	9.53	1.421	36.09	100	20
SFC-608-19	.608	15.44	1.180	29.97	100	20

Tapered Paper Caps PTC Series

Caplugs No.	Dimensions							Packaging	
	Pipe Size Inches	A		B		C		Carton Quantity	Mini Pak Quantity
		In	mm	In	mm	In	mm		
PTC-S-26-3	1/8	.35	8.89	.40	10.16	.40	10.16	25000	1000
PTC-S-41-3	1/4	.47	11.94	.49	12.45	.53	13.46	12000	1000
PTC-S-27-3	1/2	.78	19.81	.83	21.08	.77	19.56	7000	1000
PTC-S-10-3	1	1.27	32.26	1.26	32.00	1.00	25.40	3300	660
PTC-S-98-3	1-1/2	1.83	46.48	1.89	48.00	.94	23.88	1800	360
PTC-S-67-3X	2-1/2	2.83	71.88	2.85	72.39	.97	24.64	800	160
PTC-S-25-3	3	3.32	84.33	3.63	92.20	1.12	28.45	500	100

Straight Paper Caps for Flared Tube Fittings PSC Series

Caplugs No.	Dimensions							Packaging	
	Flared Tube Fitting Inches	Tube O.D.		A		B		Carton Quantity	Mini Pak Quantity
		In	mm	In	mm	In	mm		
PSC-S-11-3	1/8	5/16	7.94	.30	7.62	.37	9.40	22000	1000
PSC-S-26-3	3/16	3/8	9.53	.35	8.89	.38	9.65	25000	1000
PSC-S-29-3	1/4	7/16	11.11	.42	10.67	.45	11.43	18000	1000
PSC-S-41-3	5/16	1/2	12.70	.47	11.94	.51	12.95	12500	1000
PSC-S-34-3	3/8	5/8	15.88	.60	15.24	.53	13.46	8000	1000
PSC-S-47-3	5/8	7/8	22.23	.81	20.57	.82	20.83	5500	1000
PSC-S-35-3	3/4	1	25.40	.96	24.38	.86	21.84	4000	800
PSC-S-5-3X	1	1-1/4	31.75	1.21	30.73	1.00	25.40	3400	600
PSC-S-98-3X	1-1/2	1-7/8	47.63	1.83	46.48	.91	23.11	1800	360

UP-SH Series

Silicone Plugs

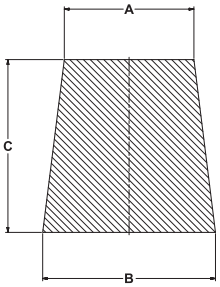

Our Ultrabake™ Silicone Plugs are designed to plug plain and threaded holes; they will mask off the hole and allow finishing up to it. Recommended for Powder coating, e-coating, plating & anodizing.

- Recommended temperatures up to 600°F (315°C)
- Tapered to fit into a range of hole sizes
- Reusable

Material: Silicone **Color:** See chart for color coding
Optional Colors: Clear, White

HUP-SH Series

Hollow Silicone Plugs

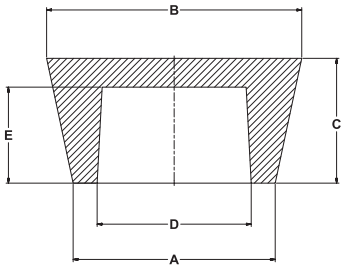

HUP-SH Series Hollow Ultrabake™ Plugs are designed to plug plain and threaded holes; they will mask off the hole and allow finishing up to it. Recommended for Powder coating, e-coating, plating & anodizing.

- Recommended temperatures up to 600°F (315°C)
- Hollow to make it lighter and more conforming
- Tapered to fit into a range of hole sizes
- Reusable

Material: Silicone **Color:** See chart for color coding
Optional Colors: Clear, White

* For other material and color options, contact customer service.

Silicone Plugs UP-SH Series

Caplugs No.	Color	Dimensions						Packaging
		A		B		C		Quantity Per Bag
		In	mm	In	mm	In	mm	
UP062	Clear	.016	.41	.062	1.58	.625	15.88	1000
UP078-12	Clear	.020	.51	.078	1.98	.750	19.05	1000
UP99-04	Clear	.031	.79	.125	3.18	.625	15.88	1000
UP100S	Clear	.031	.79	.100	2.54	1.000	25.40	1000
UP197	Clear	.050	1.27	.197	5.00	1.100	27.94	1000
UP100-04	Light Green	.063	1.60	.125	3.18	.625	15.88	1000
UP101-04	Pink	.063	1.60	.188	4.78	.625	15.88	1000
UP200	Clear	.063	1.60	.200	5.08	.750	19.05	1000
UP102-04	Black	.125	3.18	.250	6.35	.750	19.05	1000
UP104XL	Clear	.125	3.18	.375	9.53	1.250	31.75	1000
UP103-04	Dark Red	.188	4.78	.344	8.74	.625	15.88	1000
UP104-04	Yellow	.250	6.35	.375	9.53	.750	19.05	100
UP105-04	White	.250	6.35	.375	9.53	.500	12.70	100
UP000XL	Clear	.312	7.93	.500	12.70	1.000	25.40	100
UP000-04	Clear	.344	8.74	.500	12.70	.813	20.65	100
UP000-A	Clear	.344	8.74	.469	11.91	.813	20.65	100
UP472-12	Clear	.350	8.89	.472	11.99	.750	19.05	100
UP00-04	Purple	.406	10.31	.594	15.09	1.000	25.40	100
UP108-04	Light Green	.438	11.13	.625	15.88	.875	22.23	100
UP109-04	Clear	.438	11.13	.687	17.45	1.000	25.40	100
UP0-04	Pink	.500	12.70	.656	16.66	1.000	25.40	100
UP1-04	Black	.563	14.30	.750	19.05	1.000	25.40	100
UP2-04	Red	.625	15.88	.781	19.84	1.000	25.40	100
UP3-04	Yellow	.719	18.26	.938	23.83	1.000	25.40	100
UP4-04	Clear	.750	19.05	1.000	25.40	1.000	25.40	100
UP1000-16	Clear	.780	19.81	1.000	25.40	1.000	25.40	100
UP5-04	Light Green	.906	23.01	1.063	27.00	1.000	25.40	100
UP-5.5	Clear	.938	23.83	1.102	27.99	1.102	27.99	100
UP6-04	Dark Green	1.031	26.19	1.250	31.75	1.000	25.40	100
UP7-04	Light Blue	1.188	30.18	1.438	36.53	1.000	25.40	50
UP1531-16	Clear	1.250	31.75	1.531	38.89	1.000	25.40	100
UP8-04	Clear	1.313	33.35	1.625	41.28	1.000	25.40	25
UP9-04	Red	1.469	37.31	1.750	44.45	1.000	25.40	25
UP10-04	Clear	1.625	41.28	1.969	50.01	1.000	25.40	25
UP2063-16	Clear	1.750	44.45	2.063	52.40	1.000	25.40	50
UP11-04	Dark Blue	1.875	47.63	2.203	55.96	1.000	25.40	25
UP2469-16	Clear	1.969	50.01	2.469	62.71	1.000	25.40	100
UP12-04	Red	2.125	53.98	2.500	63.50	1.000	25.40	25

Hollow Silicone Plugs HUP-SH Series

Caplugs No.	Color	Dimensions										Packaging
		A		B		C		D		E		Quantity Per Bag
		In	mm	In	mm	In	mm	In	mm	In	mm	
HUP5-04	Light Green	.906	23.01	1.063	27.00	1.000	25.40	.406	10.31	.750	19.05	100
HUP5.5-04	Pink	.959	24.36	1.109	28.17	1.000	25.40	.470	11.94	.700	17.78	100
HUP6-04	Dark Green	1.031	26.19	1.250	31.75	1.000	25.40	.531	13.49	.750	19.05	100
HUP6.5-04	Yellow	1.125	28.58	1.344	34.14	1.000	25.40	.600	15.24	.750	19.05	100
HUP7-04	Dark Blue	1.187	30.15	1.437	36.50	1.000	25.40	.531	13.49	.750	19.05	100
HUP7.5-04	White	1.187	30.15	1.500	38.10	1.000	25.40	.680	17.27	.750	19.05	100
HUP8-04	Light Blue	1.313	33.35	1.625	41.28	1.000	25.40	.813	20.65	.750	19.05	100
HUP8.5-04	Pink	1.406	35.71	1.688	42.88	1.000	25.40	.900	22.86	.750	19.05	100
HUP9-04	Red	1.469	37.31	1.750	44.45	1.000	25.40	.969	24.61	.750	19.05	100
HUP9.5-04	Dark Green	1.500	38.10	1.813	46.05	1.000	25.40	1.000	25.40	.750	19.05	50
HUP10-04	Clear	1.625	41.28	1.969	50.01	1.000	25.40	1.125	28.58	.750	19.05	50
HUP10.5-04	Yellow	1.750	44.45	2.080	52.83	1.000	25.40	1.200	30.48	.750	19.05	50
HUP11-04	Dark Blue	1.875	47.63	2.203	55.96	1.000	25.40	1.375	34.93	.750	19.05	50
HUP11.5-04	Dark Green	2.000	50.80	2.469	62.71	1.000	25.40	1.250	31.75	.625	15.88	50
HUP12-04	Red	2.126	54.00	2.500	63.50	1.000	25.40	1.375	34.93	.625	15.88	50
HUP13-04	Light Blue	2.281	57.94	2.687	68.25	1.000	25.40	1.531	38.89	.625	15.88	50
HUP13.5-04	Purple	2.437	61.90	2.953	75.01	1.375	34.93	1.687	42.85	1.000	25.40	50
HUP13.7-04	Light Green	2.677	68.00	3.228	81.99	1.500	38.10	1.677	42.60	1.000	25.40	10
HUP14-04	White	3.000	76.20	3.500	88.90	1.500	38.10	2.000	50.80	1.000	25.40	10
HUP15-04	Rusty Red	3.250	82.55	4.000	101.60	1.500	38.10	2.250	57.15	1.000	25.40	10
HUP16-04	Clear	3.500	88.90	5.000	127.00	2.000	50.80	2.500	63.50	1.500	38.10	5

ULTRA BAKE

UPH-SH Series

Silicone Plugs with Handles

Our Ultrabake™ Silicone Plugs with handles are designed to plug plain and threaded holes; they will mask off the hole and allow finishing up to it. The plugs have a handle to ease and speed up insertion and removal. Recommended for Powder coating, e-coating, plating & anodizing.

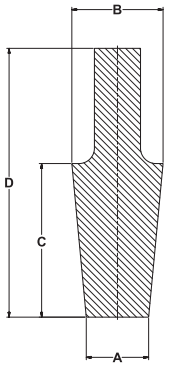

- Recommended temperatures up to 600°F (315°C)
- Tapered to fit into a range of hole sizes
- Reusable

Material: Silicone **Color:** See chart for color coding

ULTRA BAKE

HUPH-SH Series

Hollow Silicone Plugs with Handles

HUPH-SH series hollow Ultrabake™ plugs with handles plug plain and threaded holes. The plugs have a handle to ease and speed up insertion and removal. Recommended for powder coating, e-coating, plating & anodizing.

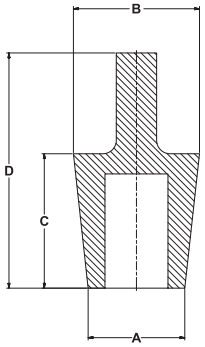

- Recommended temperatures up to 600°F (315°C)
- Hollow to make it lighter and more conforming
- Tapered to fit into a range of hole sizes
- Reusable

Material: Silicone **Color:** See chart for color coding

Caplugs has extensive custom rubber molded capabilities including:

- A full in-house team of design engineers
- Prototype delivery within 18 days
- PPAP process for accuracy



To learn more about our expertise and your perfect solution, see pages 18-19.

* For other material and color options, contact customer service.

Silicone Plugs with Handles UPH-SH Series

Caplugs No.	Color	Dimensions								Packaging
		A		B		C		D		Quantity Per Bag
		In	mm	In	mm	In	mm	In	mm	
UP99-H	Clear	.031	.79	.125	3.18	.625	15.88	1.000	25.40	1000
UP100-H	Light Green	.063	1.60	.125	3.18	.625	15.88	1.000	25.40	1000
UP101-H	Pink	.063	1.60	.188	4.78	.625	15.88	1.130	28.70	1000
UP102-H	Black	.125	3.18	.250	6.35	.750	19.05	1.250	31.75	1000
UP103-H	Dark Red	.188	4.78	.344	8.74	.625	15.88	1.130	28.70	1000
UP104-H	Yellow	.250	6.35	.375	9.53	.750	19.05	1.250	31.75	100
UP105-H	White	.250	6.35	.375	9.53	.500	12.70	1.000	25.40	100
UP00-H	Purple	.406	10.31	.594	15.09	1.000	25.40	1.750	44.45	100
UP108-H	Light Green	.438	11.13	.625	15.88	.875	22.23	1.625	41.28	100
UP0-H	Pink	.500	12.70	.656	16.66	1.000	25.40	1.750	44.45	100
UP2-H	Red	.625	15.88	.781	19.84	1.000	25.40	1.750	44.45	100
UP3-H	Yellow	.719	18.26	.938	23.83	1.000	25.40	1.750	44.45	100
UP4-H	Clear	.750	19.05	1.000	25.40	1.000	25.40	1.750	44.45	100

Hollow Silicone Plugs with Handles HUPH-SH Series

Caplugs No.	Color	Dimensions								Packaging
		A		B		C		D		Quantity Per Bag
		In	mm	In	mm	In	mm	In	mm	
HUP5-H	Light Green	.906	23.01	1.063	27.00	1.000	25.40	1.750	44.45	100
HUP5.5-H	Yellow	.935	23.75	1.150	29.21	1.000	25.40	1.750	44.45	100
HUP6-H	Dark Green	1.031	26.19	1.250	31.75	1.000	25.40	1.750	44.45	100
HUP7-H	Dark Blue	1.187	30.15	1.437	36.50	1.000	25.40	1.750	44.45	50
HUP10-H	Clear	1.625	41.28	1.969	50.01	1.000	25.40	1.750	44.45	25
HUP11-H	Dark Blue	1.875	47.63	2.203	55.96	1.000	25.40	1.750	44.45	25

GN-SH Series

Green Neoprene Plugs

The GN-SH Series green neoprene plugs are best suited for painting & plating.

- Temperatures up to 350°F (177°C)
- Carbon free
- Reusable

Material: Neoprene **Color:** Green

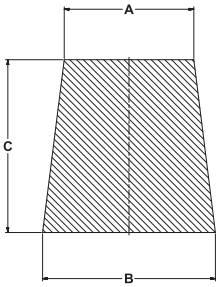

BN-SH Series

Black Neoprene Plugs

BN-SH Series black neoprene plugs are best suited for painting, plating, anodizing & blasting.

- Temperatures up to 350°F (177°C)
- Contain carbon for conductivity
- Reusable

Material: Neoprene **Color:** Black

* For other material and color options, contact customer service.

Green and Black Neoprene Plugs GN-SH & BN-SH Series

Caplugs No.		Dimensions						Packaging
		A		B		C		
Green	Black	In	mm	In	mm	In	mm	Quantity Per Bag
GN99	BN99	.031	.79	.125	3.18	.625	15.88	1000
GN100	BN100	.063	1.59	.125	3.18	.625	15.88	1000
GN101	BN101	.063	1.59	.188	4.76	.625	15.88	1000
GN102	BN102	.125	3.18	.250	6.35	.750	19.05	1000
GN103	BN103	.188	4.76	.344	8.73	.625	15.88	1000
GN104	BN104	.250	6.35	.375	9.53	.750	19.05	1000
GN105	BN105	.250	6.35	.375	9.53	.500	12.70	100
GN106	BN106	.344	8.73	.440	11.18	.688	17.46	100
GN000	BN000	.344	8.73	.500	12.70	.813	20.64	100
GN107	BN107	.320	8.13	.563	14.29	1.000	25.40	100
GN00	BN00	.406	10.32	.594	15.08	1.000	25.40	100
GN108	BN108	.438	11.11	.625	15.88	.813	20.64	100
GN109	BN109	.500	12.70	.656	16.67	1.000	25.40	100
GN110	BN110	.563	14.29	.750	19.05	1.000	25.40	100
GN111	BN111	.625	15.88	.781	19.84	1.000	25.40	100
GN112	BN112	.719	18.26	.938	23.81	1.000	25.40	100
GN114	BN114	.750	19.05	1.000	25.40	1.000	25.40	100
GN116	BN116	.906	23.02	1.063	27.00	1.000	25.40	100
GN118	BN118	1.031	26.19	1.250	31.75	1.000	25.40	100
GN120	BN120	1.188	30.18	1.438	36.53	1.000	25.40	100
GN122	BN122	1.347	34.21	1.660	42.16	1.000	25.40	50
GN124	BN124	1.469	37.31	1.750	44.45	1.000	25.40	50
GN126	BN126	1.625	41.28	1.969	50.01	1.000	25.40	50
GN128	BN128	1.875	47.63	2.203	55.96	1.000	25.40	25
GN129	BN129	2.000	50.80	2.469	62.71	1.000	25.40	25
GN130	BN130	2.125	53.98	2.525	64.14	1.000	25.40	25
GN132	BN132	2.281	57.94	2.688	68.28	1.000	25.40	25
GN133	BN133	2.438	61.93	2.953	75.01	1.469	37.31	1
GN134	BN134	3.000	76.20	3.500	88.90	1.500	38.10	1
GN136	BN136	3.250	82.55	4.040	102.62	1.500	38.10	1
GN138	BN138	3.500	88.90	5.070	128.78	2.000	50.80	1

ULTRA BAKE SPP-SH Series

Silicone Pull Plugs

Our Ultrabake™ Silicone Pull Plugs are designed for both threaded or non-threaded thru-holes of varying sizes. Recommended for powder coating, e-coating, plating & anodizing.

- For High-temperature processes up to 600°F (315°C)
- Reusable

Material: Silicone **Color:** See chart for color coding
Optional Colors: Clear, White

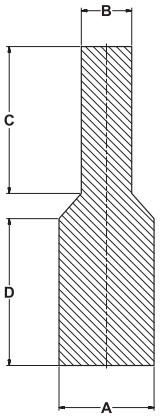

Caplugs No.	Color	Hole Fit	Dimensions								Packaging
			A		B		C		D		Quantity Per Bag
			In	mm	In	mm	In	mm	In	mm	
SPP06	Clear	1/20	.062	1.57	.046	1.17	.315	8.00	.375	9.53	500
SPP07	Pink	1/16	.067	1.70	.047	1.19	.590	14.99	.625	15.88	500
SPP08	Light Green	1/16	.073	1.85	.046	1.17	.570	14.48	.612	15.54	500
SPP09	Yellow	5/64	.091	2.31	.052	1.32	.640	16.26	.625	15.88	500
SPP10	Grey	5/64	.093	2.36	.050	1.27	.680	17.27	.700	17.78	500
SPP11	Light Blue	3/32	.104	2.64	.062	1.57	.617	15.67	.525	13.34	500
SPP12	Clear	-	.105	2.67	.050	1.27	1.000	25.40	1.000	25.40	500
SPP13	Clear	-	.109	2.77	.062	1.58	1.000	25.40	1.000	25.40	500
SPP11A	White	7/64	.125	3.18	.062	1.57	.620	15.75	.625	15.88	500
SPP14	Clear	1/8	.130	3.30	.093	2.36	.980	24.89	1.000	25.40	500
SPP15	Pink	1/8	.130	3.30	.093	2.36	.700	17.02	.650	16.51	500
SPP17	Light Green	1/8	.142	3.61	.085	2.16	.540	13.72	.625	15.88	500
SPP18	Yellow	9/64	.154	3.91	.083	2.11	.560	14.22	.632	16.05	500
SPP20	Grey	9/64	.156	3.96	.083	2.11	.625	15.88	.625	15.88	500
SPP21	Clear	-	.158	4.01	.100	2.54	1.250	31.75	1.250	31.75	500
SPP22	Light Blue	5/32	.162	4.11	.096	2.44	.560	14.22	.625	15.88	500
SPP22A	Clear	-	.187	4.75	.110	2.79	.620	15.75	.620	15.75	500
SPP22B	Clear	-	.188	4.78	.063	1.60	.500	12.70	.500	12.70	500
SPP23	White	11/64	.195	4.95	.110	2.79	.580	14.73	.625	15.88	500
SPP26	Clear	-	.197	5.00	.110	2.79	1.250	31.75	1.250	31.75	500
SPP30	Clear	3/16	.218	5.54	.130	3.30	.915	23.24	.970	24.64	500
SPP33	Pink	7/32	.225	5.72	.125	3.18	.930	23.62	1.000	25.40	500
SPP37	Light Green	1/4	.257	6.53	.130	3.30	.975	24.77	1.000	25.40	500
SPP38	Clear	-	.265	6.73	.125	3.18	1.250	31.75	1.250	31.75	500
SPP40	Yellow	17/64	.275	6.99	.125	3.18	.870	22.10	.937	23.80	500

In-house custom rubber molded capabilities include:

- One-on-one collaboration with design engineers
- Experts in compression, transfer and injection molding
- In-house compound mixing and development

Your solution is waiting; find it on page 18-19.

* For other material and color options, contact customer service.

Pull Plugs SPP-SH Series

Caplugs No.	Color	Hole Fit	Dimensions								Packaging
			A		B		C		D		Quantity Per Bag
			In	mm	In	mm	In	mm	In	mm	
SPP40A	Clear	-	.281	7.14	.147	3.73	1.250	31.75	1.250	31.75	500
SPP42	Grey	19/64	.316	8.03	.152	3.86	.860	21.84	1.000	25.40	500
SPP42A	Light Blue	5/16	.333	8.46	.251	6.38	1.080	27.43	.757	19.23	500
SPP43	White	5/16	.335	8.51	.153	3.89	1.000	25.40	1.000	25.40	500
SPP50	Clear	11/32	.350	8.89	.193	4.90	.810	20.57	.881	22.38	500
SPP55	Pink	3/8	.384	9.75	.154	3.91	.910	23.11	1.000	25.40	250
SPP55A	Clear	-	.388	9.86	.157	3.99	1.500	38.10	1.500	38.10	250
SPP56	Clear	-	.400	10.16	.157	3.99	1.000	25.40	1.000	25.40	250
SPP60	Light Green	13/32	.408	10.36	.191	4.85	.990	25.15	1.009	25.63	250
SPP66	Yellow	-	.440	11.18	.157	3.99	1.000	25.40	1.000	25.40	250
SPP66A	Clear	7/16	.444	11.28	.255	6.48	.990	25.15	1.000	25.40	250
SPP67	Grey	7/16	.445	11.30	.255	6.48	.990	25.15	1.000	25.40	250
SPP70	Light Blue	29/64	.472	11.99	.243	6.17	1.000	25.40	1.000	25.40	250
SPP73	White	15/32	.496	12.60	.250	6.35	.910	23.11	1.000	25.40	250
SPP77	Clear	1/2	.510	12.95	.256	6.50	.790	20.07	1.000	25.40	250
SPP80	Pink	33/64	.530	13.46	.250	6.35	.990	25.15	1.000	25.40	250
SPP85	Light Green	37/64	.571	14.50	.303	7.70	.990	25.15	1.000	25.40	250
SPP89	Yellow	19/32	.612	15.54	.250	6.35	.970	24.64	1.000	25.40	250
SPP90	Grey	5/8	.640	16.26	.375	9.53	.980	24.89	1.000	25.40	100
SPP95A	Clear	-	.700	17.78	.375	9.53	1.250	31.75	1.250	31.75	250
SPP95	Light Blue	13/16	.707	17.96	.375	9.53	1.280	32.51	1.250	31.75	100
SPP97	White	23/32	.728	18.49	.375	9.53	1.100	27.94	1.125	28.58	100
SPP100	Clear	3/4	.770	19.56	.375	9.53	.947	24.05	1.000	25.40	100
SPP105	Pink	25/32	.807	20.50	.428	10.87	1.235	31.37	1.250	31.75	100
SPP110	Light Green	7/8	.888	22.56	.372	9.45	.990	25.15	1.000	25.40	100
SPP-111	Clear	-	.896	22.76	.375	9.53	.375	9.53	1.000	25.40	100
SPP120	Yellow	1	1.020	25.91	.375	9.53	.950	24.13	1.000	25.40	100
SPP140	Grey	1-3/8	1.380	35.05	.732	18.59	1.500	38.10	1.500	38.10	50

Pull Plugs - Long Series

Caplugs No.	Color	Hole Fit	Dimensions								Packaging
			A		B		C		D		Quantity Per Bag
				mm	In	mm	In	mm	In	mm	
SPP06XL	Clear	1/20	.062	1.58	.040	1.02	.500	12.70	.500	12.70	500
SPP08XL	Clear	1/16	.073	1.85	.040	1.02	.625	15.88	.625	15.88	500
SPP-11XL	Clear	3/32	.104	2.64	.050	1.27	.500	12.70	.625	15.88	500
SPP22XL	Clear	-	.175	4.45	.125	3.18	1.250	31.75	1.250	31.75	500
SPP40LS	White	17/64	.275	6.99	.146	3.71	1.960	49.78	2.000	50.80	500
SPP55LS	Dark Blue	3/8	.384	9.75	.204	5.18	2.030	51.56	2.000	50.80	250
SPP73LS	Light Green	15/32	.496	12.60	.263	6.68	2.000	50.80	2.000	50.80	250
SPP89LS	Clear	19/32	.612	15.54	.325	8.26	2.000	50.80	2.000	50.80	250
SPP95LS	Dark Green	13/16	.707	17.96	.375	9.53	2.000	50.80	2.000	50.80	100
SPP100LS	Yellow	3/4	.770	19.56	.408	10.36	2.100	53.34	2.000	50.80	100
SPP-100XL	Clear	3/4	.770	19.56	.250	6.35	.250	6.35	1.500	38.10	100

ULTRA BAKE™

PP-SH Series

EPDM Pull Plugs

Our EPDM Pull Plugs are designed for both threaded or non-threaded thru-holes of varying sizes. Recommended for painting & anodizing.

- For processes up to 300°F (149°C)
- Reusable

Material: EPDM **Color:** Black

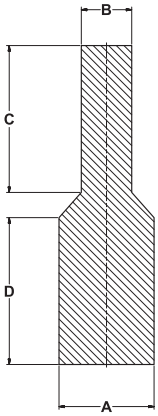

* For other material and color options, contact customer service.

Pull Plugs PP-SH Series

Caplugs No.	Hole Fit	Dimensions								Packaging
		A		B		C		D		Quantity Per Bag
		In	mm	In	mm	In	mm	In	mm	
PP06	1/20	.062	1.57	.046	1.17	.315	8.00	.375	9.53	500
PP07	1/16	.067	1.70	.047	1.19	.590	14.99	.625	15.88	500
PP08	1/16	.073	1.85	.046	1.17	.570	14.48	.612	15.54	500
PP09	5/64	.091	2.31	.052	1.32	.640	16.26	.625	15.88	500
PP10	5/64	.093	2.36	.050	1.27	.680	17.27	.700	17.78	500
PP11	3/32	.104	2.64	.062	1.57	.617	15.67	.525	13.34	500
PP11A	7/64	.125	3.18	.062	1.57	.620	15.75	.625	15.88	500
PP14	1/8	.130	3.30	.093	2.36	.980	24.89	1.000	25.40	500
PP15	1/8	.130	3.30	.093	2.36	.700	17.02	.650	16.51	500
PP17	1/8	.142	3.61	.085	2.16	.540	13.72	.625	15.88	500
PP18	9/64	.154	3.91	.083	2.11	.560	14.22	.632	16.05	500
PP20	9/64	.156	3.96	.083	2.11	.625	15.88	.625	15.88	500
PP22	5/32	.162	4.11	.096	2.44	.560	14.22	.625	15.88	500
PP23	11/64	.195	4.95	.110	2.79	.580	14.73	.625	15.88	500
PP30	3/16	.218	5.54	.130	3.30	.915	23.24	.970	24.64	500
PP33	7/32	.225	5.72	.125	3.18	.930	23.62	1.000	25.40	500
PP37	1/4	.257	6.53	.130	3.30	.975	24.77	1.000	25.40	500
PP40	17/64	.275	6.99	.125	3.18	.870	22.10	.937	23.80	500
PP42	19/64	.316	8.03	.152	3.86	.860	21.84	1.000	25.40	500
PP42A	5/16	.333	8.46	.251	6.38	1.080	27.43	.757	19.23	500
PP43	5/16	.335	8.51	.153	3.89	1.000	25.40	1.000	25.40	500
PP50	11/32	.350	8.89	.193	4.90	.810	20.57	.881	22.38	500
PP55	3/8	.384	9.75	.154	3.91	.910	23.11	1.000	25.40	500
PP60	13/32	.408	10.36	.191	4.85	.990	25.15	1.009	25.63	500
PP66	7/16	.444	11.28	.255	6.48	.990	25.15	1.000	25.40	500
PP67	7/16	.445	11.30	.255	6.48	.990	25.15	1.000	25.40	500
PP70	29/64	.472	11.99	.243	6.17	1.000	25.40	1.000	25.40	500
PP73	15/32	.496	12.60	.250	6.35	.910	23.11	1.000	25.40	500
PP77	1/2	.510	12.95	.256	6.50	.790	20.07	1.000	25.40	500
PP80	33/64	.530	13.46	.250	6.35	.990	25.15	1.000	25.40	500
PP85	37/64	.571	14.50	.303	7.70	.990	25.15	1.000	25.40	500
PP89	19/32	.612	15.54	.250	6.35	.970	24.64	1.000	25.40	500
PP90	5/8	.640	16.26	.375	9.53	.980	24.89	1.000	25.40	100
PP95	13/16	.707	17.96	.375	9.53	1.280	32.51	1.250	31.75	100
PP97	23/32	.728	18.49	.375	9.53	1.100	27.94	1.125	28.58	100
PP100	3/4	.770	19.56	.375	9.53	.947	24.05	1.000	25.40	100
PP105	25/32	.807	20.50	.428	10.87	1.235	31.37	1.250	31.75	100
PP110	7/8	.888	22.56	.372	9.45	.990	25.15	1.000	25.40	100
PP120	1	1.020	25.91	.375	9.53	.950	24.13	1.000	25.40	100
PP140	1-3/8	1.380	35.05	.732	18.59	1.500	38.10	1.500	38.10	50

Long Series

Caplugs No.	Color	Hole Fit	Dimensions								Packaging
			A		B		C		D		Quantity Per Bag
				mm	In	mm	In	mm	In	mm	
PP40LS	White	17/64	.275	6.99	.146	3.71	1.960	49.78	2.000	50.80	500
PP55LS	Dark Blue	3/8	.384	9.75	.204	5.18	2.030	51.56	2.000	50.80	250
PP73LS	Light Green	15/32	.496	12.60	.263	6.68	2.000	50.80	2.000	50.80	250
PP89LS	Clear	19/32	.612	15.54	.325	8.26	2.000	50.80	2.000	50.80	250
PP90LS	Black	5/8	.640	16.26	.380	9.65	2.000	50.80	2.000	50.80	100
PP95LS	Dark Green	13/16	.707	17.96	.375	9.53	2.000	50.80	2.000	50.80	100
PP100LS	Yellow	3/4	.770	19.56	.408	10.36	2.100	53.34	2.000	50.80	100

SHPP-SH Series

Silicone Hollow Pull Plugs

SHPP-SH Series Ultrabake™ Silicone Hollow Pull Plugs are designed for both threaded or non-threaded through holes of varying sizes. Larger than our standard Silicone Pull Plug line, this range of pull plugs is hollowed out, making them lighter and more conformable. Recommended for powder coating, e-coating, plating and anodizing.

- For high-temperature processes up to 600°F (315°C)
- Hollow to make it lighter and more conforming
- Reusable

Material: Silicone **Color:** See chart for color coding

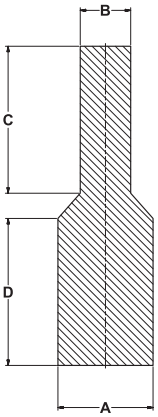

CSP-SH Series

Countersink Hole Plugs

The CSP plug masks the angled face of the countersunk hole. This series is manufactured from our Ultrabake material, so they can be used in high-temperature finishing processes such as powder coating.

Material: Silicone

Color: Coded by Size

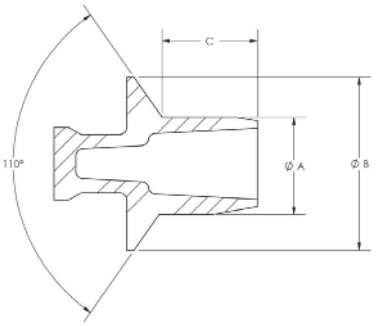

CSPP-SH Series

Countersink Hole Pull Plugs

The CSPP plug masks the angled face of the countersunk hole and is a tight fit on the clear hole below the angled area. This series is manufactured from our Ultrabake material, so they can be used in high-temperature finishing processes such as powder coating. The CSPP Series should beused in liquid finishing processes such as e-coat or plating.

Material: Silicone **Color:** Coded by Size

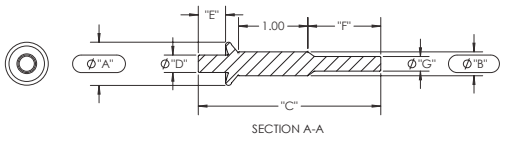

* For other material and color options, contact customer service.

Silicone Hollow Pull Plugs SHPP-SH Series

Caplugs No.	Color	Bushing Size	Dimensions								Packaging
			A		B		C		D		
			In	mm	In	mm	In	mm	In	mm	Each
SH-51326	Dark Blue	21	.916	23.27	.865	21.97	1.654	42.01	2.283	57.99	100
SH-51327	Black	25	1.044	26.52	.911	23.14	1.760	44.70	1.789	45.44	100
SH-51328	Rusty Red	30	1.242	31.55	.616	15.65	2.375	60.33	3.376	85.75	50
SH-51328	Blue	35	1.435	36.45	.565	14.35	2.950	74.93	3.500	88.90	50
SH-51330	Dark Green	35	1.437	36.50	.926	23.52	7.063	179.40	6.457	164.01	50
SH-51331	Black	40	1.618	41.10	4.510	114.55	9.072	230.43	3.950	100.33	50
SH-51332	Green	40	1.637	41.58	.650	16.51	2.468	62.69	3.120	79.25	50
SH-51334	Green	45	1.814	46.08	4.064	103.23	8.235	209.17	3.540	89.92	50
SH-51335	Dark Blue	45	1.831	46.51	1.441	36.6	3.346	84.99	4.139	105.13	50
SH-51336	Dark Blue	45	1.831	46.51	1.441	36.6	6.693	170.00	6.693	170.00	50
SH-51337	Rusty Red	50	2.010	51.05	2.750	69.85	5.176	131.47	1.750	44.45	50
SH-51338	Yellow	55	2.232	56.69	.804	20.42	3.060	77.72	3.499	88.87	50
SH-51339	Rusty Red	60	2.419	61.44	2.028	51.51	5.827	148.01	6.614	168.00	50
SH-51341	Dark Green	25	1.044	26.51	.926	23.51	5.280	134.11	4.741	120.43	50

Countersink Hole Plugs CSP-SH Series

Caplugs No.	Dimensions								Packaging
	Color	Hole Size	A		B		C		Bag Qty
			In	mm	In	mm	In	mm	
CSP-4	Dark Blue	4-40	.148	3.76	.255	6.48	.112	2.84	500
CSP-6	Rust	6-32	.169	4.29	.307	7.80	.101	2.57	500
CSP-M4&8	Black	8-32 & M4	.197	5.00	.353	8.97	.134	3.40	500
CSP-M6&1/4	Yellow	M6 & 1/4	.286	7.26	.528	13.41	.276	7.01	500

Countersink Hole Pull Plugs CSPP-SH Series

Caplugs No.	Dimensions								Packaging
	Color	Hole Size	A		B		C		Bag Qty
			In	mm	In	mm	In	mm	
CSPP-4	Dark Blue	4-40	.148	3.76	.255	6.48	.112	2.84	500
CSPP-6	Rust	6-32	.169	4.29	.307	7.80	.101	2.57	500
CSPP-M4&8	Black	8-32 & M4	.197	5.00	.353	8.97	.134	3.40	500
CSPP-M6&1/4	Yellow	M6 & 1/4	.286	7.26	.528	13.41	.276	7.01	500

BWNP-SH Series

Blind Weld Nut Plugs

The BWNP Series are designed to mask weld nuts, where it is not possible to thread a mask through the weld nut, or it is easier to install a mask into the weld nut from one side.

Material: Silicone **Color:** Coded by Size

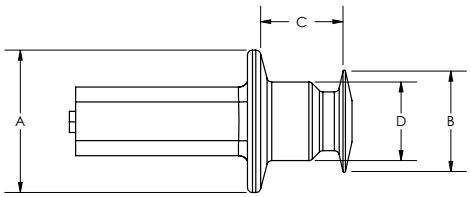

WNP-SH Series

Weld Nut Pull Plugs

The WNP Series are designed to mask weld nuts. They will mask the threaded hole and the face of the first and last thread in the nut.

Material: Silicone **Color:** Coded by size

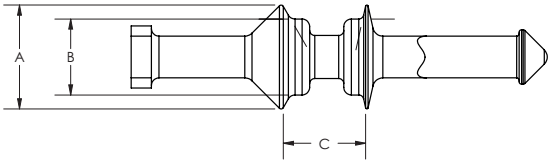

ULTRA BAKE™

UWPP-SH Series

Silicone Washer Pull Plugs

Our Ultrabake™ Silicone Pull Plugs are designed to mask plain and threaded holes; they will mask off the hole and leave a circular grounding or earthing area around the hole. Recommended for powder coating, e-coating, plating & anodizing.

- For high-temperature processes up to 600°F (315°C)
- Washer design eliminates the need for two-stage masking
- Washer is dual-pupose designed to be used with counter sunk holes to mask off the faces of the countersink
- Reusable

Material: Silicone **Color:** See chart for color coding
Optional Colors: Clear, White

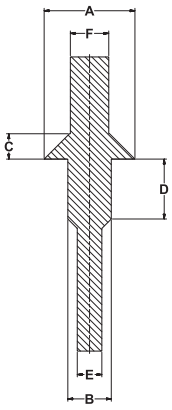

* For other material and color options, contact customer service.

Blind Weld Nut Plugs BWNP-SH Series

Caplugs No.	Color	Hole Size	Dimensions								Packaging
			A		B		C		D		Bag Qty
			In	mm	In	mm	In	mm	in	mm	
BWNP-M6	Blue	M6	.343	8.71	.236	5.99	.194	4.93	.182	4.62	500
BWNP-M8	Red	M8	.420	10.69	.315	8.00	.242	6.15	.250	6.35	500
BWNP-M10	Green	M10	.480	12.19	.403	10.24	.303	7.70	.315	8.00	250
BWNP-M12	Yellow	M12	.575	14.61	.487	12.37	.367	9.32	.367	9.78	250
BWNP-M16	Orange	M16	.775	19.69	.642	16.31	.486	12.34	.535	13.59	250

Weld Nut Pull Plugs WNP-SH Series

Caplugs No.	Color	Hole Size	Dimensions						Packaging
			A		B		C		Bag Qty
			In	mm	In	mm	In	mm	
WNP-M6	Blue	M6	.243	6.17	.170	4.32	.177	4.50	500
WNP-M8	Red	M8	.323	8.20	.250	6.35	.242	6.15	500
WNP-M10	Green	M10	.410	10.41	.300	7.62	.325	8.26	250
WNP-M12	Yellow	M12	.503	12.78	.375	9.53	.377	9.58	250
WNP-M16	Orange	M16	.658	16.71	.475	12.07	.500	12.70	250

Silicone Washer Pull Plugs UWPP-SH Series

Caplugs No.	Color	Thread Size	Dimensions												Packaging
			A		B		C		D		E		F		Quantity Per Bag
			In	mm	In	mm	In	mm	In	mm	In	mm	In	mm	
UWPP-M3	Dark Blue	M3	.394	10.00	.105	2.67	.107	2.72	.390	9.91	.060	1.52	.090	2.29	250
UWPP-M4	Dark Green	M4	.394	10.00	.140	3.56	.107	2.72	.390	9.91	.080	2.03	.120	3.05	250
UWPP-M5	Clear	M5	.394	10.00	.176	4.47	.107	2.72	.390	9.91	.100	2.54	.150	3.81	250
UWPP-M6	White	M6	.591	15.01	.211	5.36	.165	4.19	.390	9.91	.120	3.05	.180	4.57	250
UWPP-M8	Grey	M8	.591	15.01	.283	7.19	.165	4.19	.390	9.91	.161	4.09	.240	6.10	250
UWPP-M10	Yellow	M10	.760	19.99	.379	9.53	.218	5.33	.390	9.91	.210	5.44	.317	8.13	100
UWPP-M12	Pink	M12	.787	19.99	.428	10.87	.210	5.33	.390	9.91	.244	6.20	.360	9.14	100
UWPP-500	Pink	10-24	.500	12.70	.167	4.24	.107	2.72	.390	9.91	.095	2.41	.140	3.56	250
UWPP-562	Yellow	12-24	.562	14.27	.193	4.90	.107	2.72	.390	9.91	.110	2.79	.160	4.06	250
UWPP-625	Green	1/4-20	.625	15.88	.225	5.72	.107	2.72	.390	9.91	.128	3.25	.190	4.83	250
UWPP-688	Clear	5/16-18	.688	17.48	.284	7.21	.165	4.19	.390	9.91	.162	4.11	.240	6.10	25
UWPP-812	Grey	3/8-16	.803	20.62	.338	8.69	.179	4.19	.390	9.91	.194	4.95	.288	7.37	100
UWPP-922	White	7/16-14	.922	23.42	.400	10.16	.210	5.33	.390	9.91	.228	5.79	.340	8.64	100
UWPP-1060	Dark Blue	1/2-13	1.060	26.92	.459	11.66	.210	5.33	.390	9.91	.262	6.65	.390	9.91	100

UWPPLS-SH Series

Silicone Washer Pull Plugs - Long Series

Our Ultrabake™ Silicone Pull Plugs Long Series are designed to mask plain and threaded holes; they will mask off the hole and leave a circular grounding or earthing area around the hole. Recommended for powder coating, e-coating, plating & anodizing.

- For high-temperature processes up to 600°F (315°C)
- Washer design eliminates the need for two-stage masking
- Washer is dual-purpose designed to be used with counter sunk holes to mask off the faces of the countersink
- Long series for harder to reach areas
- Reusable

Material: Silicone **Color:** See chart for color coding
Optional Colors: Clear, White

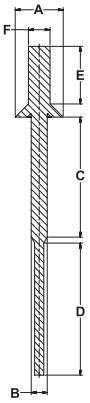

UWM-SH Series

Silicone Washer Masks
(to be used with UWPP or UWPPLS Series)

Ultrabake™ Washer Masks are designed to cover plain and threaded studs. They will mask off the stud and allow finishing up to the stud.

- For High-temperature processes up to 600°F (315°C)
- Reusable

Material: Silicone **Color:** See chart for color coding

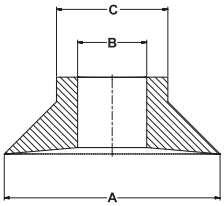

HFPP-SH Series

Hollow-Flanged Pull Plugs

HFPP-SH Ultrabake™ Hollow Flanged Pull Plugs have a tapered design & hollow core to mask plain and threaded holes; they will mask off the hole and the first thread of a threaded hole. Recommended for powder coating, e-coating, plating & anodizing.

- Recommended temperatures up to 600°F (315°C)
- Two stage - the large and small diameters help with insertion
- Hollow design allows faster cooling
- Reusable
- Easily removed with an ergonomic handle

Material: Silicone **Color:** See chart for color coding
Optional Colors: Clear, White

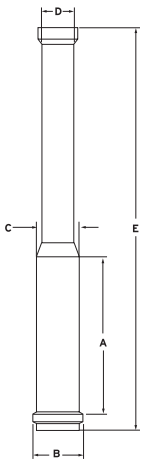

* For other material and color options, contact customer service.

Silicone Washer Pull Plugs - Long Series UWPPLS-SH Series

Caplugs No.	Color	Dimensions												Packaging
		A		B		C		D		E		F		Quantity Per Bag
		In	mm	In	mm	In	mm	In	mm	In	mm	In	mm	
UWPP-M4LS	Blue	.394	10.01	.140	3.56	.875	22.23	1.000	25.40	.520	13.21	.190	4.83	250
UWPP-500LS	Green	.500	12.70	.167	4.24	1.125	28.58	1.375	34.93	.600	15.24	.225	5.72	250
UWPP-562LS	Black	.562	14.70	.193	4.90	1.500	38.10	1.250	31.75	.650	16.51	.225	5.72	250
UWPP-M6LS	Rusty Red	.591	15.01	.211	5.36	1.500	38.10	1.750	44.45	.610	15.49	.250	6.35	250

Silicone Washer Masks (to be used with UWPP or UWPPLS Series) UWM-SH Series

Caplugs No.	Color	To Fit Pull Plug	Dimensions						Packaging
			A		B		C		Quantity Per Bag
			In	mm	In	mm	In	mm	
UWM-128	Blue	**UWPP-M4LS**	.394	10.01	.128	3.25	.210	5.33	500
UWM-150	Green	**UWPP-500LS**	.500	12.70	.150	3.81	.310	7.87	500
UWM-180	Black	**UWPP-562LS**	.562	14.27	.180	4.57	.290	7.37	500
UWM-200	Rusty Red	**UWPP-M6LS**	.591	15.01	.200	5.08	.310	7.87	500

Hollow-Flanged Pull Plugs HFPP-SH Series

Caplugs No.	Color	Dimensions										Packaging
		A		B		C		D		E		Quantity Per Bag
		In	mm	In	mm	In	mm	In	mm	In	mm	
HFPP-M6	Blue	.930	23.62	.268	6.81	.197	5.00	.175	4.45	2.051	52.10	1000
HFPP-M8	Yellow	.932	23.67	.346	8.79	.303	7.70	.186	4.72	2.409	61.19	500
HFPP-M10B	Rusty Red	1.000	25.40	.440	11.18	.378	9.60	.240	6.10	2.484	63.09	500
HFPP-M12B	Green	1.125	28.58	.512	13.00	.417	10.59	.330	8.38	3.016	76.61	250
HFPP-M14	Blue	1.175	29.85	.575	14.61	.520	13.21	.305	7.75	3.135	79.63	250
HFPP-M16	Light Grey	1.201	30.50	.705	17.90	.606	15.40	.315	8.00	3.268	83.00	250
HFPP-M20	Yellow	1.250	31.75	.800	20.32	.675	17.15	.510	12.95	3.370	85.60	250

ULTRA BAKE™ DFPP-SH Series

Dual-Flanged Pull Plugs

DFPP-SH Series dual flanged pull plugs are designed for weld nuts of varying thread sizes. Recommended for powder coating, e-coating, plating & anodizing.

- For high-temperature processes up to 600°F (315°C)
- Masks off chamfer, first thread & last thread
- Will not blow out due to air pressure
- Reusable

Material: Silicone **Color:** See chart for color coding
Optional Colors: Clear, White

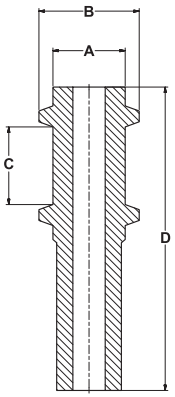

ULTRA BAKE™ LEPP-SH Series

Ultrabake Leading Exit Pull Plugs

Caplugs' LEPP-SH Series of Leading Exit Pull Plugs provide a masking solution for welding nuts and through hole situations. It is designed to pull in place and the entrance will be masked from both sides.

- Masking part for both leading and exit threads
- Large pull tabs on one end enable easy removal
- These parts are for standard catalog thread sizes
- Temperature rating: 600°F (315°C)

Material: Silicone **Color:** See Chart

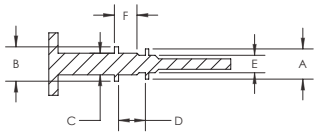



NPTF-SH Series

Push in Plugs

Our NPTF-SH Series push in plugs are designed to mask female NPT threaded fittings. They are easy to install and the interference fit with two raised beads keep the plug in place. These plugs feature four pull-tabs for easy removal.

- Temperature rating: 300°F (149°C)

Material: EPDM Rubber

Color: Blue

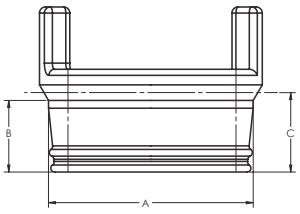

* For other material and color options, contact customer service.

Dual-Flanged Pull Plugs DFPP-SH Series

Caplugs No.	Color	Thread Size	Dimensions								Packaging
			A		B		C		D		Quantity Per Bag
			In	mm	In	mm	In	mm	In	mm	
DFPP-M6	Dark Green	M6	.197	5.00	.307	7.80	.268	6.81	1.299	32.99	1000
DFPP-M8	Rusty Red	M8	.264	6.71	.374	9.50	.311	7.90	1.339	34.01	1000
DFPP-M10	Dark Green	M10	.335	8.51	.445	11.30	.354	8.99	1.378	35.00	500
DFPP-M12	Purple	M12	.406	10.31	.512	13.00	.457	11.61	1.772	45.01	250
DFPP-M16	White	M16	.531	13.49	.669	16.99	.551	14.00	1.969	50.01	250
DFPP-M20	Dark Blue	M20	.669	16.99	.827	21.01	.709	18.01	2.283	57.99	100

Ultrabake Leading Exit Pull Plugs LEPP-SH Series

Caplugs No.	Dimensions												Packaging	
	A		B		C		D		E		F		Color	Bag Quantity
	In	mm	In	mm	In	mm	In	mm	In	mm	In	mm		
LEPP-M6	.283	7.188	.315	8.001	.197	5.004	.260	6.604	.147	3.734	.209	5.309	Yellow	500
LEPP-M8	.365	9.271	.413	10.490	.260	6.604	.323	8.204	.210	5.334	.272	6.909	Green	500
LEPP-M10	.425	10.795	.512	13.005	.331	8.407	.358	9.093	.281	7.137	.307	7.798	Red	250
LEPP-M12	.520	13.208	.591	15.011	.394	10.008	.433	10.998	.344	8.738	.382	9.703	Orange	250
LEPP-2313	.343	8.712	.343	8.712	.250	6.350	.246	6.248	.200	5.080	.195	4.953	Pink	500
LEPP-2375	.417	10.592	.417	10.592	.307	7.798	.303	7.700	.257	6.528	.252	6.401	Blue	250
LEPP-2438	.484	12.294	.484	12.294	.358	9.093	.346	8.788	.308	7.823	.295	7.493	Green	250

Push in Plugs NPTF-SH Series

Caplugs No.	Dimensions												Packaging
	A		B		C		D		E		F		Carton Quantity
	In	mm	In	mm	In	mm	In	mm	In	mm	In	mm	
NPTF-1*	–	–	–	–	–	–	–	–	–	–	–	–	500
NPTF-2	2.244	56.998	2.214	56.236	0.450	11.430	0.500	12.700	0.450	11.430	0.125	3.175	250
NPTF-3	3.314	84.176	3.283	83.388	3.429	87.097	0.700	17.780	0.650	16.510	0.125	3.175	120
NPTF-4	4.500	114.300	4.435	112.649	4.615	117.221	1.050	26.670	1.000	25.400	0.125	3.175	75

*Call for information

UDPP-SH Series

Silicone Dual Purpose Plugs



Ultrabake™ Dual Purpose Plugs are designed to plug round or square, plain or threaded holes; they will mask off the hole and allow finishing up to it. Recommended for powder coating, e-coating, plating & anodizing.

- Recommended temperatures up to 600°F (315°C)
- Hole can be round or square. One side of this plug is round and the other side is square.
- Tapered to fit into a range of hole sizes
- Reusable

Material: Silicone **Color:** See chart for color coding
Optional Colors: Clear, White

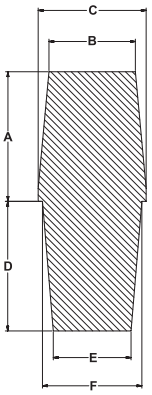

UMFP-SH Series

Silicone Multi-Flanged Plugs

Our Ultrabake™ Silicone Multi-Flanged Plugs are designed to mask plain and threaded holes; they will mask off the hole and will allow painting up to the hole. The fins on the plug are flexible so the plug can fit a range of holes. Recommended for powder coating, e-coating, plating & anodizing.

- Recommended temperatures up to 600°F (315°C)
- Raised handle makes the plug easier to see & easier to remove
- Reusable

Material: Silicone **Color:** See chart for color coding
Optional Colors: Clear, White

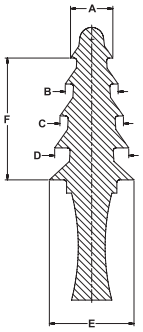

PTM-SH Series

Silicone Caps/Plugs

PTM-SH Series Ultrabake™ Silicone Caps/Plugs are designed to be used during the coating of pipes in the pipe fabrication and coating industries. This series was developed to mask the internally threaded ends of tubing to prevent the coating from getting inside.

- Tear-away venting nipple allows for a pressure release during the curing process
- Stays water-tight if not removed
- Outer rib for extra hold against threading on inside pipe
- Ergonomic handle design
- Recommended temperatures up to 600° F (315° C)

Material: Silicone **Color:** See chart for color coding

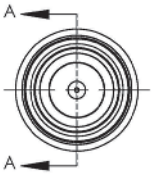

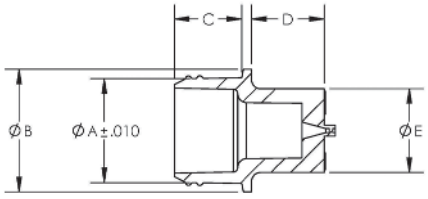

* For other material and color options, contact customer service.

Silicone Dual Purpose Plugs UDPP-SH Series

Caplugs No.	Color	Square End Dimensions						Round End Dimensions						Packaging
		A Length		B Minimum		C Maximum		D Length		E Minimum		F Maximum		Carton Quantity
		In	mm	In	mm	In	mm	In	mm	In	mm	In	mm	
UDPP-0500	Purple	.625	15.88	.375	9.53	.500	12.70	.625	15.88	.375	9.53	.500	12.70	250
UDPP-0625	Rusty Red	.750	19.05	.500	12.70	.625	15.88	.750	19.05	.500	12.70	.625	15.88	250
UDPP-0750	Green	.750	19.05	.625	15.88	.750	19.05	.750	19.05	.625	15.88	.750	19.05	100
UDPP-1000	Rusty Red	1.000	25.40	.875	22.23	1.000	25.40	1.000	25.40	.875	22.23	1.000	25.40	100

Silicone Multi-Flanged Plugs UMFP-SH Series

Caplugs No.	Color	Dimensions												Packaging
		A		B		C		D		E		F Length		Quantity Per Bag
		In	mm	In	mm	In	mm	In	mm	In	mm	In	mm	
UMFP-4-10	Blue	.157	4.00	.236	6.00	.315	8.00	.394	10.00	–	–	.539	13.70	250
UMFP-8-16	Rusty Red	.315	8.00	.394	10.00	.472	12.00	.551	14.00	.630	16.00	.906	23.00	100
UMFP-10-18	Green	.394	10.00	.472	12.00	.551	14.00	.630	16.00	.709	18.00	.894	22.70	100

Silicone Caps/Plugs PTM-SH Series

Caplugs No.	Color	Dimensions										Packaging
		A		B		C		D		E		Quantity
		In	mm	In	mm	In	mm	In	mm	In	mm	
PTM-1/2	Pink	.721	18.31	.886	22.50	.600	15.24	.65	16.51	.55	13.97	100
PTM-3/4	Yellow	.930	23.62	1.095	27.81	.600	15.24	.65	16.51	.75	19.05	100
PTM-1	Clear	1.165	29.59	1.383	35.13	.700	17.78	.65	16.51	.75	19.05	50
PTM-1 1/4	Dark Green	1.517	38.53	1.703	43.26	.750	19.05	.65	16.51	.75	19.05	50
PTM-1 1/2	White	1.751	44.48	1.971	50.06	.725	18.42	.65	16.51	.75	19.05	50
PTM-2	Dark Blue	2.224	56.49	2.440	61.98	.725	18.42	.65	16.51	.75	19.05	25
PTM-3	Dark Red	3.294	83.67	3.510	89.15	.725	18.42	.65	16.51	1.25	31.75	25

UTM-SH Series

Silicone Thread Masks

Ultrabake™ Thread Masks are designed to mask threaded holes; they will mask off the hole and the first thread of the hole. Recommended for powder coating, e-coating, plating & anodizing.

- Recommended temperatures up to 600°F (315°C)
- Available in standard shallow design for blind holes, as well as a long series for longer sealing areas
- Reusable

Material: Silicone **Color:** See chart for color coding
Optional Colors: Clear, White

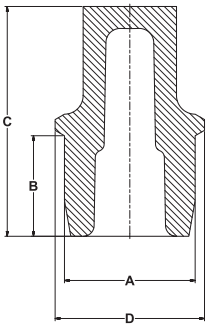

* For other material and color options, contact customer service.

Silicone Thread Masks UTM-SH Series

Caplugs No.	Color	Dimensions								Packaging
		A		B		C		D		Quantity Per bag
		In	mm	In	mm	In	mm	In	mm	
UTM-1/4-20	Yellow	.218	5.54	.200	5.08	.450	11.43	.260	6.60	500
UTM-5/16-18	Light Green	.278	7.06	.200	5.08	.500	12.70	.320	8.13	500
UTM-3/8-16	White	.336	8.53	.250	6.35	.600	15.24	.385	9.78	500
UTM-1/2-13	Clear	.451	9.96	.350	8.89	.750	19.05	.510	11.18	250
UTM-7/16-14	Pink	.392	11.46	.350	8.89	.750	19.05	.440	12.95	250
UTM-M6*1	Clear	.208	5.28	.197	5.00	.551	14.00	.248	6.30	500
UTM-M8*1.25	Dark Blue	.283	7.19	.197	5.00	.482	12.24	.331	8.41	500
UTM-M10*1.5	Pink	.358	9.09	.276	7.01	.630	16.00	.409	10.39	250
UTM-M12*1.75	Rusty Red	.426	10.82	.346	8.79	.792	20.12	.489	12.42	250
UTM-M16*2	Light Green	.583	14.81	.433	11.00	.906	23.01	.654	16.61	100
UTM-M20*2.5	Yellow	.724	18.39	.512	13.00	1.122	28.50	.811	20.60	100

Silicone Thread Masks - Long Series

Caplugs No.	Color	Dimensions								Packaging
		A		B		C		D		Quantity Per bag
		In	mm	In	mm	In	mm	In	mm	
UTM-1/4-20LS	Yellow	.218	5.54	.279	7.09	.922	23.42	.260	6.60	500
UTM-1/4-36LS	Dark Blue	.232	5.54	.270	6.86	.922	23.42	.260	6.60	500
UTM-5/16-18LS	Light Green	.278	7.06	.279	7.09	.894	22.71	.320	8.13	500
UTM-5/16-40LS	Rusty Red	.296	7.06	.279	7.09	.894	22.71	.320	8.13	250
UTM-3/8-16LS	White	.336	8.53	.329	8.36	.994	25.25	.385	9.78	250
UTM-3/8-36LS	Yellow	.357	8.53	.329	8.36	.994	25.25	.385	9.78	250
UTM-M3*0.5LS	Red	.107	2.72	.210	5.33	.820	20.83	.138	3.51	1000
UTM-M4*0.7LS	Pink	.141	3.59	.230	5.84	.860	21.84	.161	4.09	1000
UTM-M5*0.8LS	Purple	.178	4.52	.220	5.59	.820	20.83	.207	5.26	500
UTM-M6*1LS	Clear	.208	5.28	.295	7.49	.964	24.49	.248	6.30	500
UTM-M8*1.25LS	Dark Blue	.283	7.19	.295	7.49	.896	22.76	.331	8.41	500
UTM-M10*1.5LS	Pink	.358	9.09	.276	7.01	.945	24.00	.409	10.39	250
UTM-M24*2LS	Grey	.896	22.76	.630	16.00	1.490	37.85	.947	24.05	50

RMCP-SH Series

Rubber Masking Cap-Plug

Provide the Heating, Ventilation and Air Conditioning (HVAC) industry with a Cap-Plug combination mask for use during coating and pressure testing of HVAC compressors. Eliminates the need for two separate masks and the added labor involved in installing and removing each. The rubber cap/plug reseals itself after any nitrogen charging that may occur for shipping.

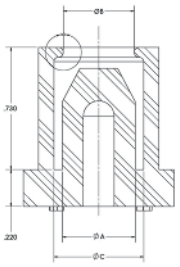

- Recommended temperatures up to 212°F (100°C)

Material: Rubber **Color:** Black

RSP-SH Series

Rubber Resealable Plugs

RSP Series provide industries with a plug for use during shipping and pressure testing of copper tubing and HVAC compressors. The rubber plug reseals itself after any nitrogen charging that may occur during shipping.

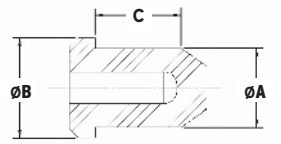

Material: Styrene Butadiene Rubber **Color:** Black

* For other material and color options, contact customer service.

Rubber Masking Cap-Plug RMCP-SH Series

Caplugs No.	Tube Size	Dimensions						Packaging
		A		B		C		Quantity Per Bag
		In	mm	In	mm	In	mm	
RMCP-312-12	5/16	.380	9.65	.413	10.49	.525	13.34	1000
RMCP-375-12	3/8	.460	11.68	.450	11.43	.537	13.64	1000
RMCP-500-12	1/2	.555	14.10	.526	13.36	.678	17.22	1000
RMCP-625-12	5/8	.675	17.15	.672	17.06	.796	20.22	1000
RMCP-750-12	3/4	.810	20.57	.780	19.81	.920	23.37	1000
RMCP-875-12	7/8	.945	24.00	.908	23.06	1.061	26.95	1000

Rubber Resealable Plugs RSP-SH Series

Caplugs No.	Dimensions							Quantity
	To Fit Tube Size	A		B		C		Per Bag
		In	mm	In	mm	In	mm	
RSP-3	1/4	.313	7.95	.413	10.49	.438	11.125	500
RSP-5	5/16	.380	10.03	.500	12.82	.450	11.43	500
RSP-6	3/8	.460	11.17	.580	14.22	.450	11.43	250
RSP-8	1/2	.555	14.35	.675	17.65	.500	12.70	250
RSP-10	5/8	.680	17.52	.800	20.57	.500	12.70	250
RSP-12	3/4	.810	20.57	.970	24.63	.550	12.70	100
RSP-14	7/8	.950	24.13	1.070	27.17	.625	15.24	100
RSP-16	1	1.075	27.30	1.255	31.87	.750	19.05	100

RSPSF-SH Series

Resealable Push in Plugs, Sulphur Free



These rubber seal plugs are sulphur free and are designed for standard copper tube dimensions. They protect and seal tubing used in various applications including HVAC components and medical tubing. The press fit and self-sealing material allows for the injection of gas to keep the tube clean, free of contaminates and dry during shipment and storage.

- Temperature rating: 300°F (149°C)

Material: EPDM Rubber

Color: Blue for standard copper applications, Green for Medical copper appilcations

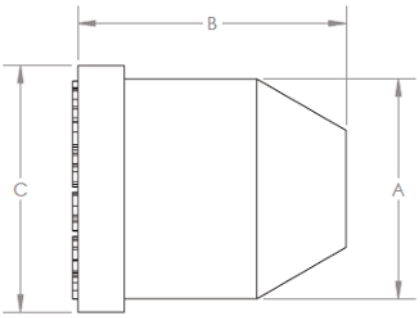

* For other material and color options, contact customer service.

Resealable Push in Plugs, Sulphur Free RSPSF-SH Series

Caplugs No.	Tube Size In.	Dimensions						Color	Bag Qty
		A		B		C			
		In	mm	In	mm	In	mm		
RSPSF-0365B	3/8	.365	9.27	.730	18.54	.465	11.81	Blue	500
RSPSF-0480B	1/2	.480	12.19	.787	19.99	.580	14.73	Blue	500
RSPSF-0616B	5/8	.616	15.65	.892	22.66	.716	18.19	Blue	250
RSPSF-0750B	3/4	.750	19.05	.974	24.74	.852	21.64	Blue	100
RSPSF-0830B	7/8	.830	21.08	1.013	25.73	.930	23.62	Blue	100
RSPSF-1125B	1-1/8	1.125	28.58	1.130	28.70	1.255	31.88	Blue	50
RSPSF-1310B	1-3/8	1.310	33.27	1.145	29.08	1.410	35.81	Blue	50
RSPSF-1549B	1-5/8	1.549	39.34	1.130	28.70	1.790	45.47	Blue	25
RSPSF-2020B	2-1/8	2.020	51.31	1.155	29.34	2.300	58.42	Blue	25
RSPSF-2530B	2-5/8	2.530	64.26	1.155	29.34	2.690	68.33	Blue	10
RSPSF-3031B	3-1/8	3.031	76.99	1.160	29.46	3.210	81.53	Blue	10
Caplugs No.	Tube Size In.	Dimensions						Color	Bag Qty
		A		B		C			
		In	mm	In	mm	In	mm		
RSPSF-0365G	3/8	.365	9.27	.730	18.54	.465	11.81	Green	500
RSPSF-0480G	1/2	.480	12.19	.787	19.99	.580	14.73	Green	500
RSPSF-0616G	5/8	.616	15.65	.892	22.66	.716	18.19	Green	250
RSPSF-0750G	3/4	.750	19.05	.974	24.74	.852	21.64	Green	100
RSPSF-0830G	7/8	.830	21.08	1.013	25.73	.930	23.62	Green	100
RSPSF-1125G	1-1/8	1.125	28.58	1.130	28.70	1.255	31.88	Green	50
RSPSF-1310G	1-3/8	1.310	33.27	1.145	29.08	1.410	35.81	Green	50
RSPSF-1549G	1-5/8	1.549	39.34	1.130	28.70	1.790	45.47	Green	25
RSPSF-2020G	2-1/8	2.020	51.31	1.155	29.34	2.300	58.42	Green	25
RSPSF-2530G	2-5/8	2.530	64.26	1.155	29.34	2.690	68.33	Green	10
RSPSF-3031G	3-1/8	3.031	76.99	1.160	29.46	3.210	81.53	Green	10

ULTRA BAKE™

UFP-SH Series

Silicone Flangeless Plugs

Our Ultrabake™ Silicone Flangeless Plugs have a tapered design & hollow core to allow a single plug to be used in both threaded or non-threaded holes of varying sizes. Recommended for Powder coating, e-coating, plating & anodizing.

- Recommended temperatures up to 600°F (315°C)
- Protect threaded holes without masking surrounding area
- Reusable

Material: Silicone **Color:** See chart for color coding
Optional Colors: Clear, White

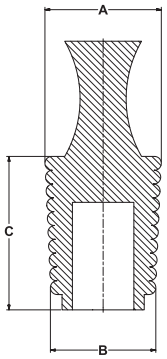

FP-SH Series

Oil Resistant Rubber Flangeless Plugs

FP-SH Series Flangeless Plugs have a tapered design & hollow core to allow a single plug to be used in both threaded or non-threaded holes of varying sizes. Recommended for plating, painting & anodizing.

- Recommended temperatures up to 250°F (121°C)
- Protect threaded holes without masking surrounding area
- Reusable

Material: Nitrile-Butadiene Rubber **Color:** Black

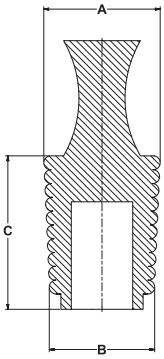

ULTRA BAKE™

UW-SH Series

Silicone Washer Plugs

Our Ultrabake™ Silicone Washer Plugs are designed to plug plain and threaded holes; they will mask off the hole and leave a circular grounding or earthing area around threaded & thru holes. Recommended for Powder coating, e-coating, plating & anodizing.

- Recommended temperatures up to 600°F (315°C)
- Dual-Purpose two-sided design to fit two hole sizes
- Washer design eliminates the need for two-stage masking
- Reusable

Material: Silicone **Color:** See chart for color coding
Optional Colors: Clear, White

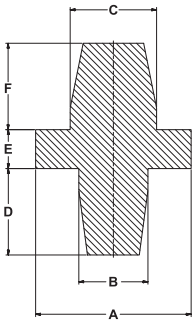

* For other material and color options, contact customer service.

Silicone Flangeless Plugs UFP-SH Series

Caplugs No.	Color	Dimensions						Packaging
		A		B		C		Quantity Per Bag
		In	mm	In	mm	In	mm	
UFP00250	Clear	.230	5.84	.157	3.99	1.000	25.40	250
UFP00312	Black	.315	8.00	.221	5.61	1.000	25.40	250
UFP00406	Yellow	.380	9.65	.315	8.00	1.000	25.40	250
UFP00468	Clear	.470	11.94	.380	9.65	1.000	25.40	250
UFP00562	Light Blue	.575	14.61	.480	12.19	1.000	25.40	250
UFP00625	Purple	.630	16.00	.536	13.61	1.000	25.40	250
UFP00718	Rusty Red	.709	18.00	.630	16.00	1.000	25.40	250
UFP00787	Light Green	.787	19.99	.709	18.00	1.000	25.40	100
UFP00866	Grey	.866	22.00	.787	19.00	1.000	25.40	100
UFP00945	Clear	.945	24.00	.866	22.00	1.000	25.40	100
UFP01024	Black	1.024	26.00	.945	24.00	1.000	25.40	100
UFP01102	Dark Green	1.102	28.00	1.024	26.00	1.000	25.40	100
UFP01134	Purple	1.147	29.13	1.063	27.00	1.000	25.40	50
UFP01178	Light Blue	1.181	30.00	1.102	27.99	1.000	25.40	50
UFP01216	Rusty Red	1.220	31.01	1.142	29.01	1.000	25.40	50
UFP01234	Yellow	1.256	31.90	1.181	30.00	1.000	25.40	50

Oil Resistant Rubber Flangeless Plugs FP-SH Series

Caplugs No.	Dimensions						Packaging
	A		B		C		Quantity Per Bag
	In	mm	In	mm	In	mm	
FP00250	.230	5.84	.157	3.99	1.000	25.40	250
FP00312	.315	8.00	.221	5.61	1.000	25.40	250
FP00406	.380	9.65	.315	8.00	1.000	25.40	250
FP00468	.470	11.94	.380	9.65	1.000	25.40	250
FP00562	.575	14.61	.480	12.19	1.000	25.40	250
FP00625	.630	16.00	.536	13.61	1.000	25.40	250
FP00718	.709	18.00	.630	16.00	1.000	25.40	250
FP00787	.787	19.99	.709	18.00	1.000	25.40	100
FP00866	.866	22.00	.787	19.00	1.000	25.40	100
FP00945	.945	24.00	.866	22.00	1.000	25.40	100
FP01024	1.024	26.00	.945	24.00	1.000	25.40	100
FP01102	1.102	28.00	1.024	26.00	1.000	25.40	100

Silicone Washer Plugs UW-SH Series

Caplugs No.	Color	Dimensions												Packaging
		A		B		C		D		E		F		Quantity Per Bag
		In	mm	In	mm	In	mm	In	mm	In	mm	In	mm	
UW-M3	Dark Green	.276	7.00	.110	2.79	.146	3.71	.220	5.59	.197	5.00	.291	7.39	1000
UW-M4	Pink	.354	8.99	.142	3.61	.185	4.70	.283	7.19	.197	5.00	.370	9.40	1000
UW-M5	Clear	.394	10.00	.177	4.50	.224	5.69	.354	8.99	.197	5.00	.449	11.40	1000
UW-M6	Red	.492	12.50	.209	5.31	.264	6.71	.417	10.59	.197	5.00	.528	13.41	500
UW-M8	Black	.669	16.99	.280	7.11	.343	8.71	.559	14.20	.197	5.00	.685	17.40	500
UW-M10	Yellow	.827	21.00	.378	9.60	.421	10.69	.756	19.20	.197	5.00	.843	21.41	250
UW-M12	Clear	.945	24.00	.429	10.90	.500	12.70	.858	21.79	.197	5.00	1.000	25.40	250
UW380	Yellow	.250	6.35	.096	2.44	.128	3.25	.348	8.84	.197	5.00	.504	12.80	1000
UW400	Black	.312	7.92	.134	3.40	.157	3.99	.490	12.45	.193	4.90	.502	12.75	1000
UW405	Clear	.319	8.10	.124	3.15	.252	6.40	.385	9.78	.217	5.51	.511	12.98	1000
UW410	Pink	.380	9.65	.137	3.48	.160	4.06	.454	11.53	.196	4.98	.507	12.88	1000
UW412	Red	.375	9.53	.198	5.03	.274	6.96	.492	12.50	.198	5.03	.500	12.70	500
UW415	Light Green	.502	12.75	.127	3.23	.186	4.72	.381	9.68	.202	5.13	.497	12.62	500
UW420	Dark Blue	.505	12.83	.244	6.20	.257	6.53	.509	12.93	.193	4.90	.516	13.11	500
UW440	Yellow	.625	15.88	.127	3.23	.256	6.50	.358	9.09	.191	4.85	.506	12.85	500

SWP Series

Silicone Washer Plugs

SWP Series Silicone Washer Plugs are designed for masking around a hole for grounding purposes or can be used as dual plugs. Made of silicone, the SWP Series is excellent for high-temperature applications up to 600°F (315°C) intermittent.

Material: Silicone **Color:** Natural

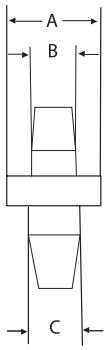

SP-SH Series

Silicone Step Plugs

Our Ultrabake™ Silicone Step Plugs are designed to mask plain and threaded holes; they will mask off the hole and leave a circular grounding or earthing area around the hole. Recommended for powder coating, e-coating, plating & anodizing.

- For High-temperature processes up to 600°F (315°C)
- Wide handle design eliminates the need for two-stage masking
- Reusable

Material: Silicone **Color:** See chart for color coding
Optional Colors: Clear, White

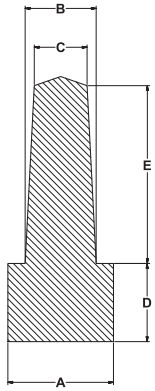

SFP-SH Series

Silicone Flanged Caps & Plugs

Ultrabake™ Flanged Caps and Plugs are designed to mask plain and threaded holes; they will mask off the hole and the first thread of a threaded hole. The plugs are dual purpose and can be used as a cap on longer studs. Recommended for powder coating, e-coating, plating & anodizing.

- For High-temperature processes up to 600°F (315°C)
- Reusable

Material: Silicone **Color:** See chart for color coding
Optional Colors: Clear, White

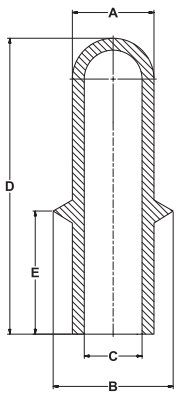

* For other material and color options, contact customer service.

Silicone Washer Plugs SWP Series

Caplugs No.	Dimensions						Packaging	
	A		B		C		Carton Quantity	Mini Pak Quantity
	In	mm	In	mm	In	mm		
SWP-130-250-140	.250	6.35	.130	3.30	.140	3.56	1000	200
SWP-140-250-180	.250	6.35	.140	3.56	.180	4.57	1000	200
SWP-140-312-180	.312	7.92	.140	3.56	.180	4.57	1000	200
SWP-155-312-230	.312	7.92	.155	3.94	.230	5.84	500	100
SWP-200-312-230	.312	7.92	.200	5.08	.230	5.84	500	100
SWP-130-375-150	.375	9.53	.130	3.30	.150	3.81	1000	200
SWP-140-375-200	.375	9.53	.140	3.56	.200	5.08	500	100
SWP-180-375-180	.375	9.53	.180	4.57	.180	4.57	500	100
SWP-238-375-250	.375	9.53	.238	6.05	.250	6.35	500	100
SWP-238-500-250	.500	12.70	.238	6.05	.250	6.35	250	50
SWP-275-500-375	.500	12.70	.275	6.99	.375	9.53	250	50
SWP-375-500-455	.500	12.70	.370	9.40	.450	11.43	250	50
SWP-551-787-689	.780	19.81	.550	13.97	.680	17.27	100	20
SWP-551-944-708	.940	23.88	.550	13.97	.700	17.78	100	20

Silicone Step Plugs SP-SH Series

Caplugs No.	Color	Dimensions										Packaging
		A		B		C		D		E		Quantity Per Bag
		In	mm	In	mm	In	mm	In	mm	In	mm	
SP-3 M3	Light Blue	.276	7.00	.118	3.00	.093	2.36	.276	7.00	.512	13.00	500
SP-4 M4	Light Green	.315	8.00	.197	5.00	.112	2.84	.315	7.00	.551	14.00	500
SP-5 M5	Purple	.354	8.99	.236	6.00	.155	3.93	.354	8.99	.631	16.02	500
SP-6 M6	Black	.400	10.16	.253	6.42	.188	4.77	.400	10.16	.660	16.76	250
SP-8 M8	White	.489	12.42	.335	8.51	.234	5.94	.384	9.75	.682	17.32	250

Silicone Flanged Caps & Plugs SFP-SH Series

Caplugs No.	Color	Dimensions										Packaging
		A		B		C		D		E		Quantity Per Bag
		In	mm	In	mm	In	mm	In	mm	In	mm	
SFP-M8	Yellow	.291	7.39	.472	11.99	.177	4.50	1.654	42.01	.472	11.99	250
SFP-M10	Pink	.343	8.71	.579	14.71	.276	7.01	1.850	46.99	.512	13.00	250
SFP-M12	Clear	.421	10.69	.622	15.80	.315	8.00	2.008	51.00	.551	14.00	250
SFP-M14	Grey	.539	13.69	.709	18.01	.417	10.59	2.520	64.01	.591	15.01	250

HWP-SH Series

Hollow Washer Plugs

Our Ultrabake™ Silicone Hollow Washer Plugs are designed to plug plain and threaded holes; they will mask off the hole and leave a circular grounding or earthing area around threaded & thru holes. Recommended for powder coating, e-coating, plating & anodizing.

- Recommended temperatures up to 600°F (315°C)
- Hollow to make it lighter and more conforming
- Washer design eliminates the need for two-stage masking
- Reusable

Material: Silicone **Color:** See chart for color coding
Optional Color: Clear, White

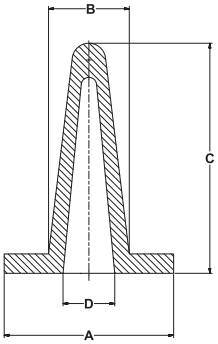

MSP-SH Series

Extra Long Silicone Plugs

Our Ultrabake™ Silicone Plugs are designed to plug plain and threaded holes; they will mask off the hole and allow finishing up to it. Recommended for powder coating, e-coating, plating & anodizing.

- Recommended temperatures up to 600°F (315°C)
- Highly versatile
- Reusable

Material: Silicone **Color:** See chart for color coding
Optional Colors: Clear, White

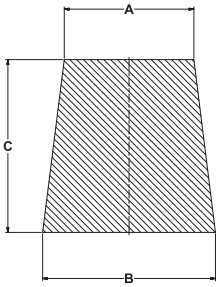

MPP-SH Series

Multi-Purpose Plugs

Designed to plug plain and threaded holes; they will mask off the hole and allow finishing up to it. Recommended for various processes based upon materials.

- MPP are multi-purpose plugs
- SM/CM are micro plugs
- Recommended temperatures vary

Material: Various **Color:** Various

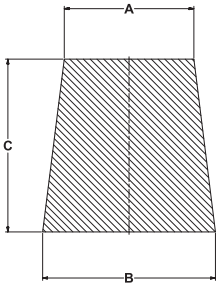

* For other material and color options, contact customer service.

Hollow Washer Plugs HWP-SH Series

Caplugs No.	Color	Dimensions								Packaging
		A		B		C		D		Quantity Per Bag
		In	mm	In	mm	In	mm	In	mm	
HWP-0330	Clear	.492	12.50	.248	6.30	.906	23.00	.130	3.30	200
HWP-0450	Black	.630	16.00	.335	8.50	.984	25.00	.177	4.50	200
HWP-0500	Yellow	.650	16.51	.394	10.00	1.102	28.00	.197	5.00	200
HWP-0800	Dark Blue	.748	19.00	.551	14.00	1.417	36.00	.315	8.00	200
HWP-1150	Purple	.984	25.00	.689	17.50	1.496	38.00	.453	11.50	200
HWP-1350	Rusty Red	1.102	28.00	.768	19.50	2.008	51.00	.531	13.50	100
HWP-1480	Grey	1.000	25.40	.819	20.80	1.929	49.00	.583	14.80	100
HWP-1600	Clear	1.220	30.99	.866	22.00	2.087	53.00	.630	16.00	100

Extra Long Silicone Plugs MSP-SH Series

Caplugs No.	Color	Dimensions						Packaging
		A		B		C		Quantity Per Bag
		In	mm	In	mm	In	mm	
MSP101L	Dark Green	.062	1.57	.187	4.75	.750	19.05	1000
MSP102L	Yellow	.125	3.18	.250	6.35	1.000	25.40	1000
MSP103L	Clear	.187	4.75	.343	8.71	1.000	25.40	1000
MSP104L	Red	.250	6.35	.437	11.10	1.000	25.40	1000
MSP105L	White	.316	8.03	.557	14.15	1.000	25.40	500
MSP106L	Pink	.437	11.10	.687	17.45	1.000	25.40	500
MSP107L	Clear	.562	14.27	.750	19.05	1.000	25.40	250
MSP108L	Clear	.625	15.88	.800	20.32	1.000	25.40	250
MSP109L	Clear	.750	19.05	.925	23.50	1.000	25.40	250

Multi-Purpose Plugs MPP-SH Series

Caplugs No.	Temp Limit	Dimensions						Packaging
		A		B		C		Quantity Per Bag
		In	mm	In	mm	In	mm	
MPP-UB	600°F (315°C)	.125	3.18	.375	9.53	1.250	31.75	500
MPP-BR	150°F (65°C)	.125	3.18	.375	9.53	1.250	31.75	500
MPP-SP	600°F (315°C)	.125	3.18	.500	12.70	2.000	50.80	500
MPP-GN	350°F (177°C)	.125	3.18	.500	12.70	2.000	50.80	500
SM10	600°F (315°C)	.016	.41	.062	1.57	.625	15.88	500
CM10	300°F (149°C)	.016	.41	.062	1.57	.625	15.88	500
SM30	600°F (315°C)	.020	.51	.078	1.98	1.000	25.40	500
CM30	300°F (149°C)	.020	.51	.078	1.98	1.000	25.40	500

HETV Series

External Thread Plugs

HETV Series External Thread Plugs are temperature-resistant and can be easily pushed in and removed with no threading required. External threads hold plugs securely in place.

- Can withstand temperatures 500°F (260°C)
- Ideal for masking applications

Material: Flex500® **Color:** Black **Optional Color:** Yellow

Note: For low temperature vinyl, please refer to ETV Series.

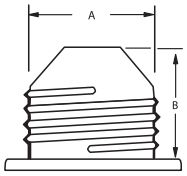

HTP Series

Tapered Plugs

HTP Series flexible tapered plugs are designed with a distinct tapered configuration, making them ideal for plugging small holes, ranging in diameter from .070" to .343". Ideal for masking applications during painting, plating and powder coating operations.

- Easy installation and removal
- Flexible

Material: Flex500® **Color:** Black **Optional Color:** Yellow

Note: For low temperature vinyl, please refer to TP Series.

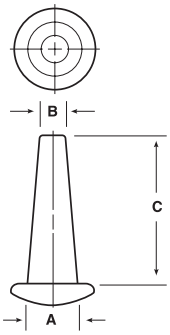

HVTP Series

Tapered Plugs

HVTP series plugs provide a snug fit when pushed into open ports, ensuring a tight closure that will not pop out accidentally during processing or shipping. A simple tug on the flanged lip of an installed HVTP breaks the seal for easy removal. Ideal for masking applications during painting, plating and powder coating operations.

Material: Flex500® **Color:** Black **Optional Color:** Yellow

Note: For low temperature vinyl, please refer to VTP Series.



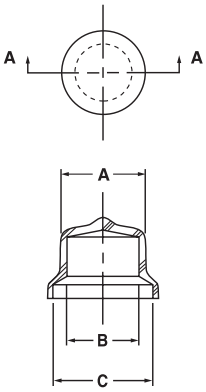

* For other material and color options, contact customer service.

External Thread Plugs HETV Series

Caplugs No.	Dimensions				Packaging	
	A		B		Carton Quantity	Mini Pak Quantity
	In	mm	In	mm		
HETV-4	.438	11.13	.438	11.13	7500	1000
HETV-5	.500	12.70	.500	12.70	7500	1000
HETV-6	.563	14.30	.500	12.70	6000	1000
HETV-8	.750	19.05	.625	15.88	5400	1000
HETV-10	.875	22.23	.688	17.48	4000	800

† Mini and Micro Paks available in standard color.
‡ Minimum order for Micro Paks is 2.

Tapered Plugs HTP Series

Caplugs No.	Dimensions						Packaging		
	A		B		C		Carton Quantity	Mini Pak† Quantity	Micro Pak‡ Quantity
	In	mm	In	mm	In	mm			
HTP-4	.15	3.81	.07	1.78	.625	15.88	5000	1000	50
HTP-6	.20	5.08	.10	2.54	.500	12.70	5000	1000	50
HTP-8	.25	6.35	.14	3.56	.750	19.05	5000	1000	50
HTP-9	.30	7.62	.14	3.56	1.000	25.40	5000	1000	50
HTP-10	.31	7.87	.16	4.06	.750	19.05	5000	1000	50
HTP-11	.31	7.87	.19	4.83	1.000	25.40	5000	1000	50
HTP-12	.34	8.64	.19	4.83	.750	19.05	5000	1000	50

† Mini and Micro Paks available in standard color.
‡ Minimum order for Micro Paks is 2.

Tapered Plugs HVTP Series

Caplugs No.	Dimensions								Packaging		
	To Plug Thread Size		A		B		C		Carton Quantity	Mini Pak† Quantity	Micro Pak‡ Quantity
	NPT	STD	In	mm	In	mm	In	mm			
HVTP-05	-	1/4	.195	4.95	.125	3.18	.300	7.62	5000	1000	100
HVTP-1	-	5/16	.290	7.37	.210	5.33	.406	10.31	5000	1000	100
HVTP-2	1/8	3/8	.400	10.16	.290	7.37	.437	11.10	5000	1000	100
HVTP-25	-	7/16	.445	11.30	.340	8.64	.500	12.70	5000	1000	100
HVTP-3	1/4	1/2	.530	13.46	.365	9.27	.555	14.10	5000	1000	100
HVTP-35	-	9/16	.570	14.48	.445	11.30	.625	15.88	2500	500	50
HVTP-4	3/8	5/8	.640	16.26	.520	13.21	.750	19.05	2500	500	50
HVTP-5	1/2	3/4	.800	20.32	.682	17.32	.937	23.80	2500	500	50
HVTP-55	3/4	7/8	.870	22.10	.732	18.59	1.000	25.40	1000	200	25
HVTP-6	3/4	1-1/16	1.025	28.04	.891	22.63	1.188	30.18	1000	200	25
HVTP-7	1	1-3/16, 1-1/4, 1-5/16	1.275	32.39	1.147	29.13	1.453	36.91	1000	200	25

MT-SH Series



Mouse-Tail Pull Plugs

Mouse-Tail Pull Plugs are used for extremely small holes typically found on electronic components. They are thin and flexible, which allows them to fit into different hole sizes to create a tight seal. Available in two materials, the MT is made of EPDM and our SMT is made of high-temperature silicone. Recommended for powder coating, plating, anodizing, and e-coating.

- Ideal for small holes
- Stretchable to provide leak-proof seal
- Reusable

Material: Silicone or EPDM **Color:** Clear



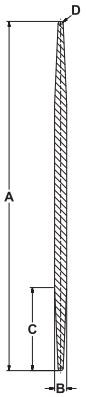

UHCP-SH Series

Silicone Hollow Cone Plugs

Our Ultrabake™ Silicone Hollow Cone Plugs are designed to plug plain and threaded holes; they will mask off the hole and allow finishing up to it. Recommended for Powder coating, e-coating, plating & anodizing.

- Recommended temperatures up to 600°F (315°C)
- Hollow & tapered to make this plug highly versatile
- Ideal for slotted & oval holes
- Reusable

Material: Silicone **Color:** See chart for color coding

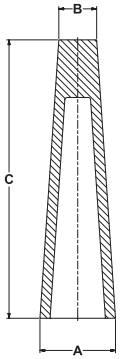

PTP Series

Paper Tapered Plugs

Manufactured from natural paper which is 100% recyclable, PTP Series Paper Tapered Plugs are the answer for applications requiring "environmentally friendly" components. These closures will withstand intermittent temperatures up to 400°F (204°C), making them ideal for high-temperature applications which may degrade typical plastic plugs. The flexibility and tapered design of the PTP Series allow quick, easy installation and removal.

- Made from recycled material
- 100% Recycleable
- Intermittent temperatures to 400°F (204°C)

Material: 90 lb. paperboard **Color:** Brown

Note: Products are manufactured from paper which is hygroscopic. This means that there may be minor dimensional variation with changes in relative humidity.

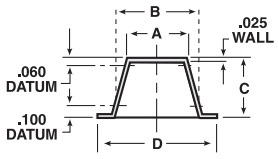

* For other material and color options, contact customer service.

Mouse-Tail Pull Plugs MT-SH Series

Caplugs No.	Material and Temp Limit	Dimensions								Packaging
		A		B		C		D		Quantity Per Bag
		In	mm	In	mm	In	mm	In	mm	
SMT100	Ultrabake 600°F (315°C)	2.000	50.80	.080	2.03	.500	12.70	.025	.64	500
MT100	E.P.D.M 350°F (177°C)	2.000	50.80	.080	2.03	.500	12.70	.025	.64	500

Silicone Hollow Cone Plugs UHCP-SH Series

Caplugs No.	Color	Dimensions						Packaging
		A		B		C		Quantity Per Bag
		In	mm	In	mm	In	mm	
UHCP-1	Rusty Red	.580	14.73	.147	3.73	1.900	48.26	250
UHCP-2	Blue	.787	20.00	.394	10.00	2.900	74.00	100

Paper Tapered Plugs PTP Series

Caplugs No.	Dimensions									Packaging	
	Pipe Size Inches	A		B		C		D		Carton Quantity	Mini Pak Quantity
		In	mm	In	mm	In	mm	In	mm		
PTP-18-3	1/8	.35	8.89	.42	10.67	.34	8.64	.56	14.22	30000	1000
PTP-14-3	1/4	.46	11.68	.50	12.70	.36	9.14	.68	17.27	18000	1000
PTP-38-3	3/8	.58	14.73	.70	17.78	.48	12.19	.87	22.10	16000	1000
PTP-12-3	1/2	.68	17.27	.82	20.83	.53	13.46	1.04	26.42	10500	1000
PTP-34-3	3/4	.92	23.37	1.11	28.19	.54	13.72	1.38	35.05	6200	1000
PTP-100-3	1	1.18	29.97	1.44	36.58	.64	16.26	1.73	43.94	5000	1000
PTP-114-3	1-1/4	1.50	38.10	1.78	45.21	.69	17.53	2.12	53.85	3000	600
PTP-112-3	1-1/2	1.73	43.94	2.06	52.32	.68	17.27	2.43	61.72	2700	540
PTP-200-3	2	2.22	56.39	2.50	63.50	.64	16.26	2.93	74.42	1800	360
PTP-212-3	2-1/2	2.64	67.06	3.15	80.01	.75	19.05	3.57	90.68	1300	260
PTP-300-3	3	3.28	83.31	3.60	91.44	.74	18.80	4.09	103.89	1000	200

RCK-SH & SCK-SH Series

Cork Plugs

Our cork series are used to plug and mask plain holes. Recommended for painting applications, but may also be used to protect during plating, anodizing and blasting processes. Also good for protection during transportation. It can be used on plain and threaded bores.

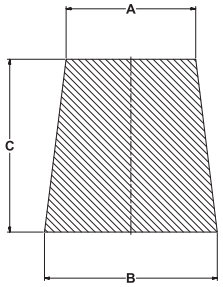

- Recommended temperatures up to 300°F (149°C)
- Can be cut to desired length
- Reusable depending on application
- RC = regular cork, SC = short cork

Material: Cork **Color:** Natural

* For other material and color options, contact customer service.

Regular Cork Plugs RCK-SH Series

Caplugs No.	Dimensions						Packaging
	A		B		C		Quantity
	In	mm	In	mm	In	mm	
RCK0000	.093	2.38	.187	4.76	.500	12.70	1000
RCK000	.156	3.97	.250	6.35	.500	12.70	1000
RCK00	.218	5.56	.312	7.94	.500	12.70	1000
RCK0	.281	7.14	.375	9.53	.500	12.70	1000
RCK1	.328	8.33	.437	11.11	.625	15.88	1000
RCK2	.375	9.53	.500	12.70	.689	17.46	1000
RCK3	.421	10.72	.562	14.29	.750	19.05	1000
RCK4	.468	11.91	.625	15.88	.813	20.65	1000
RCK5	.531	13.49	.687	17.46	.875	22.23	1000
RCK6	.5781	14.68	.750	19.05	.938	23.81	1000
RCK7	.625	15.88	.812	20.64	1.000	25.40	1000
RCK8	.671	17.07	.875	22.23	1.063	26.99	1000
RCK9	.734	18.65	.937	23.81	1.125	28.58	100
RCK10	.765	19.45	1.000	25.40	1.250	31.75	100
RCK11	.828	21.03	1.062	26.99	1.250	31.75	100
RCK12	.890	22.62	1.125	28.58	1.250	31.75	100
RCK13	.953	24.21	1.187	30.16	1.250	31.75	100
RCK14	1.015	25.80	1.250	31.75	1.250	31.75	100
RCK15	1.078	27.38	1.312	33.34	1.250	31.75	100
RCK16	1.093	27.78	1.375	34.93	1.500	38.10	100
RCK17	1.156	29.37	1.437	36.51	1.500	38.10	100
RCK18	1.218	30.96	1.500	38.10	1.500	38.10	100
RCK19	1.281	32.54	1.562	39.69	1.500	38.10	100
RCK20	1.343	34.13	1.625	41.28	1.500	38.10	100
RCK22	1.468	37.31	1.750	44.45	1.500	38.10	100
RCK24	1.593	40.48	1.875	47.63	1.500	38.10	100
RCK26	1.718	43.66	2.000	50.80	1.500	38.10	100
RCK28	1.843	46.83	2.125	53.98	1.500	38.10	100
RCK30	1.968	50.01	2.250	57.15	1.500	38.10	100

Short Cork Plugs SCK-SH Series

Caplugs No.	Dimensions						Packaging
	A		B		C		Quantity
	In	mm	In	mm	In	mm	
SCK0	.234	5.95	.312	7.94	.375	9.53	1000
SCK1	.343	8.73	.437	11.11	.500	12.70	1000
SCK2	.406	10.32	.500	12.70	.500	12.70	1000
SCK3	.468	11.91	.562	14.29	.500	12.70	1000
SCK4	.531	13.49	.625	15.88	.500	12.70	1000
SCK5	.562	14.29	.687	17.46	.625	15.88	1000
SCK6	.625	15.88	.750	19.05	.625	15.88	1000
SCK7	.671	17.07	.812	20.64	.750	19.05	1000
SCK8	.734	18.65	.875	22.23	.750	19.05	1000
SCK9	.796	20.24	.937	23.81	.750	19.05	100
SCK10	.812	20.64	1.000	25.40	1.000	25.40	100

STPS-SH Series

Self-Threading Plugs

Self-threading plugs are self-tapping & create a leak-proof seal. The handles have holes that can be used for hanging. Recommended for painting, plating & anodizing.

- Recommended temperatures up to 180°F (82°C)
- Chemical resistant

Material: Low-Density Polyethylene **Color:** White

US-SH Series

Silicone Sheeting

Ultrabake™ Silicone Sheeting can be used to cover large areas. Can also be die cut into shapes and can be used in conjunction with a double sided tape, to mask off large areas. Alternatively it can simply provide a liner or protective layer on areas that will come into contact with heat. Ideal for powder coating, e-coating, plating, anodizing & spray painting.

- Temperatures up to 600°F (315°C)
- Flexible
- Can be die cut into shapes for gaskets, pads, strips, washers or seals
- Reusable

Material: Silicone **Color:** Rusty Red

Note: Sold in 36" square sheets.

MDT-SH Series

Multi-Diameter Silicone Tubing

Ultrabake™ Multi-Diameter Tubing can be used to cover plain and threaded studs, shafts or other cylindrical parts; it will mask off the studs and can be used to mask off areas of shafts. Ideal for powder coating, e-coating, plating, anodizing & spray painting.

- Temperatures up to 600°F (315°C)
- Flexible to fit a wide range of diameters
- Cut to length
- Reusable

Material: Silicone **Color:** Rusty Red

Note: Sample will represent one-foot length.

* For other material and color options, contact customer service.

Self-Threading Plugs STPS-SH Series

Caplugs No.	Thread Size		Packaging
	From	To	Quantity
STPS-1/4	1/4 - 20	1/4 - 28	100
STPS-5/16	5/16 - 18	5/16 - 24	100
STPS-3/8	3/8 - 16	3/8 - 24	100
STPS-1/2	1/2 - 13	1/2 - 20	100
STPS-2	2 - 56	2 - 64	500
STPS-3	3 - 48	3 - 56	500
STPS-4	4 - 40	4 - 48	500
STPS-6	6 - 32	6 - 40	500
STPS-8	8 - 32	8 - 36	500
STPS-10	10 - 24	10 - 32	500
STPS-12	12 - 24	12 - 28	100

Silicone Sheeting US-SH Series

Caplugs No.	Dimensions				
	Length/Width		Thickness		
	In	mm	In	Fraction	mm
US031-36	36 square inch	914 mm square	.031	1/32	.79
US062-36	36 square inch	914 mm square	.062	1/16	1.57
US093-36	36 square inch	914 mm square	.093	3/32	2.36
US125-36	36 square inch	914 mm square	.125	1/8	3.18
US187-36	36 square inch	914 mm square	.187	3/16	4.75
US250-36	36 square inch	914 mm square	.250	1/4	6.35
US375-36	36 square inch	914 mm square	.375	3/8	9.53
US500-36	36 square inch	914 mm square	.500	1/2	12.70

Multi-Diameter Silicone Tubing MDT-SH Series

Caplugs No.	Dimensions					
	Diameter Minimum		Diameter Maximum		Coil Length	
	In	mm	In	mm	Feet	Meters
MDT0350-0650	.350	8.89	.650	16.51	100	30
MDT0650-2250	.650	16.51	1.500	38.10	50	15

UC-SH Series

Silicone Cord

Ultrabake™ Silicone Cord can be used as a gasket or O-ring type material to mask off grooves, slots or keyways. Ideal for powder coating, e-coating, plating, anodizing & spray painting.

- Temperatures up to 600°F (315°C)
- Flexible
- Cut to length
- Reusable

Material: Silicone **Color:** Clear

Note: Sample will represent one-foot length.

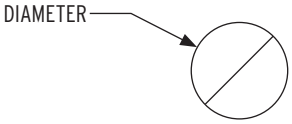

ST-SH Series

Silicone Tubing

Ultrabake™ Silicone Tubing can be used to cover plain and threaded studs or shafts; it will mask off the studs and can be used to mask off areas of shafts. Ideal for powder coating, e-coating, plating, anodizing & spray painting.

- Temperatures up to 600°F (315°C)
- 1/16" wall thickness
- Flexible
- Cut to length
- Reusable

Material: Silicone **Color:** Rusty Red and Clear

Note: Sample will represent one-foot length.

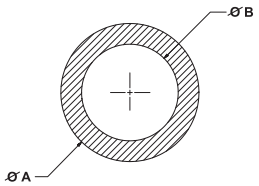

* For other material and color options, contact customer service.

Silicone Cord UC-SH Series

Caplugs No.	Dimensions			
	Diameter		Coil Length	
	In	mm	Feet	Meters
UC0070	.070	1.78	100	30
UC0093	.093	2.36	100	30
UC0103	.103	2.62	100	30
UC0125	.125	3.18	100	30
UC0139	.139	3.53	100	30
UC0156	.156	3.96	100	30
UC0187	.187	4.75	100	30
UC0210	.210	5.33	100	30
UC0250	.250	6.35	100	30
UC0275	.275	6.99	100	30
UC0312	.312	7.92	100	30
UC0375	.375	9.53	50	15
UC0437	.437	11.10	50	15
UC0500	.500	12.70	50	15
UC0562	.562	14.27	50	15

Silicone Tubing ST-SH Series

Caplugs No.	Color	Dimensions					
		OD (ØA)		ID (ØB)		Coil Length	
		In	mm	In	mm	Feet	Meters
ST0040	Clear	.165	4.19	.040	1.02	100	30
ST0062	Clear	.187	4.75	.062	1.57	100	30
ST0080	Clear	.205	5.21	.080	2.03	100	30
ST0093	Clear	.218	5.54	.093	2.36	100	30
ST0109	Clear	.234	5.94	.109	2.77	100	30
ST0125	Clear	.250	6.35	.125	3.18	100	30
ST0140	Clear	.265	6.73	.140	3.56	100	30
ST0156	Clear	.281	7.14	.156	3.96	100	30
ST0172	Clear	.297	7.54	.172	4.37	100	30
ST0187	Clear	.312	7.92	.187	4.75	100	30
ST0203	Clear	.328	8.33	.203	5.16	100	30
ST0218	Clear	.343	8.71	.218	5.54	100	30
ST0234	Clear	.359	9.12	.234	5.94	100	30
ST0250	Clear	.375	9.53	.250	6.35	100	30
ST0281	Clear	.406	10.31	.281	7.14	100	30
ST0312	Clear	.437	11.10	.312	7.92	100	30
ST0343	Clear	.468	11.89	.343	8.71	100	30
ST0375	Clear	.500	12.70	.375	9.53	100	30
ST0406	Clear	.531	13.49	.406	10.31	100	30
ST0437	Clear	.562	14.27	.437	11.10	100	30
ST0500	Clear	.625	15.88	.500	12.70	100	30
ST0625	Clear	.750	19.05	.625	15.88	50	15
ST0750	Rusty Red	.875	22.23	.750	19.05	50	15
ST0875	Rusty Red	1.000	25.40	.875	22.23	50	15
ST0937	Rusty Red	1.062	26.97	.937	23.80	50	15
ST1000	Rusty Red	1.125	28.58	1.000	25.40	50	15
ST1125	Rusty Red	1.250	31.75	1.125	28.58	50	15
ST1250	Rusty Red	1.375	34.93	1.250	31.75	50	15
ST1375	Rusty Red	1.500	38.10	1.375	34.93	50	15
ST1500	Rusty Red	1.625	41.28	1.500	38.10	50	15
ST1625	Rusty Red	1.750	44.45	1.625	41.28	50	15
ST1750	Rusty Red	1.875	47.63	1.750	44.45	50	15
ST1875	Rusty Red	2.000	50.80	1.875	47.63	50	15
ST2000	Rusty Red	2.125	53.98	2.000	50.80	50	15

UST-SH Series

Silicone Star Tubing

Ultrabake™ Silicone Star Tubing can be used to cover plain and threaded studs, shafts or other cylindrical parts; it will mask off the studs and can be used to mask off areas of shafts. Ideal for Powder coating, E-coating, Plating, Anodizing & Spray painting.

- Temperatures up to 600°F (315°C)
- Star Shape allows for easy removal
- Flexible to fit a wide range of diameters
- Cut to length
- Reusable

Material: Silicone **Color:** See chart for color coding

Note: Sample will represent one-foot length.



CSC Series

Clear Stretchable Covers

The CSC series, commonly known as shower caps, are economical covers for a wide range of industrial and consumer applications. These covers can be stretched over a variety of applications to protect from dust, contaminant, and moisture. Ideal for masking applications, these plastic covers can be quickly installed and removed. To ensure the cover is visible once on an application, the Caplugs logo is pad printed across the cover in red.

- Available in 8 different sizes, ranging from 3 3/4" to 17 1/2" in diameter (when laying flat)
- Reusable
- Manufactured of 3 mil. transparent polyethylene film and secured with a durable elastic band

Material: Polyethylene **Color:** Clear/Translucent

Note: Maximum fit/stretch capabilities are not provided, as that will greatly depend upon the application. To ensure you choose the best fit, we encourage you to sample the desired size prior to placing an order.

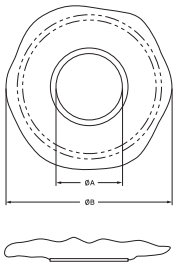

SRT-SH Series

Silicone Tape

Ultrabake™ Silicone Tape is a wrapping tape. It does not have an adhesive, but can bond to itself as it is wrapped around items. It will mask off the ends or sections of shafts and tubes. Can also be used to form a tough resilient void free insulation. SRT is contoured so that as it is spiraled around and along, it forms a consistent thick layer of tape. Ideal for Powder coating, E-coating, Plating, Anodizing & Spray painting.

- Temperatures up to 600°F (315°C)
- Self-adhering & Self-fusing
- Flexible
- Cut to length
- Reusable

Material: Silicone **Color:** See chart for color coding **Note:** Sample will represent one-foot length.

* For other material and color options, contact customer service.

Silicone Star Tubing UST-SH Series

Caplugs No.	Color	Dimensions			
		Diameter		Coil Length	
		In	mm	Feet	Meters
UST-0500	Rusty Red	.500	12.70	100	30
UST-0750	Green	.750	19.05	50	15
UST-1000	Green	1.000	25.40	50	15
UST-1500	Rusty Red	1.500	38.10	50	15

Clear Stretchable Covers CSC Series

Caplugs No.	Dimensions				Packaging
	A		B		Carton Quantity
	In	mm	In	mm	
CSC-3750	1.50	38.10	3.75	95.25	100
CSC-4500	1.50	38.10	4.50	114.30	100
CSC-5500	1.50	38.10	5.50	139.70	100
CSC-7000	1.50	38.10	7.00	177.80	100
CSC-9000	2.25	57.15	9.00	228.60	100
CSC-11500	2.88	73.15	11.50	292.10	50
CSC-14500	3.63	92.20	14.50	368.30	50
CSC-17500	4.38	111.25	17.50	444.50	50

Silicone Tape SRT-SH Series

Caplugs No.	Color	Dimensions		
		Width	Thickness	Length
		In	In	Feet
SRT0750-20	Black	.750	.020	36
SRT0753-10R	Red	.750	.010	54
SRT0753-20R	Blue	.750	.020	36
SRT1000-20	Grey	1.000	.020	36
SRT1000-30	Orange	1.000	.030	36
SRT1500-20	Red	1.500	.020	36
SRT1500-30	Blue	1.500	.030	36
SRT1750-20	Green	1.750	.020	36
SRT2000-20	Yellow	2.000	.020	36
SRT2000-30	White	2.000	.030	36

Many additional tapes and sizes are available. Please contact customer service at 1.888.CAPLUGS for more information or specific requests.

Tape Part No.	Die-cut Part No.	Material	Color	Temperature	Adhesive	Aerospace Approved	Page
SRT-SH	–	Silicone	Various	600°F (315°C)	Self-adhering	–	78-79
22-SH	**KP-SH**	Polyimide	Amber	500°F (260°C)	Silicone	Yes	76
5413-SH	**KP-SH**	Polyimide	Amber	500°F (260°C)	Silicone	–	Call customer service
PC198-SH	**GC-SH**	Glass Cloth	White	500°F (260°C)	Silicone	–	76, 83-87
PC11-SH	**PR-SH**	Polyester	Red	425°F (218°C)	Silicone	–	77, 82-86
8402-SH	–	Polyester	Green	425°F (218°C)	Silicone	–	Call customer service
8403-SH	–	Polyester	Green	425°F (218°C)	Silicone	–	Call customer service
PC21-SH	**PC-SH**	Polyester	Green	400°F (204°C)	Silicone	Yes	77, 82-86
PC25-SH	–	Polyester	Green	400°F (204°C)	Silicone	–	76
PC30-SH	–	Polyester	Yellow	400°F (204°C)	Silicone	–	77
PC90-SH	**PB-SH**	Polyester	Blue	400°F (204°C)	Silicone	Yes	77, 82-86
7503-SH	**TF-SH**	Teflon®	Grey	400°F (204°C)	Silicone	–	88-90
PC23-SH	–	Polyester	Red	400°F (204°C)	Silicone	–	Call customer service
213-SH	–	Crepe Paper	Tan	350°F (177°C)	Rubber	–	Call customer service
214-SH	–	Crepe Paper	Off-White	350°F (177°C)	Rubber	–	Call customer service
425-SH	**AF-SH**	Aluminum	Silver	300°F (149°C)	Acrylic	Yes	88-90
427-SH	**AF-SH**	Aluminum (on liner)	Silver	300°F (149°C)	Acrylic	Yes	88-90
KD11-SH	**EZ-SH & KD-SH**	Crepe Paper	Off-White	300°F (149°C)	Acrylic	Yes	77, 83-87
853-SH	–	Polyester	Clear	300°F (149°C)	Silicone	–	Call customer service
218-SH	–	Polypropylene	Green	250°F (121°C)	Rubber	Yes	Call customer service
420-SH	**LF-SH**	Lead Foil (on liner)	Silver	225°F (107°C)	Rubber	Yes	88-90
421-SH	**LF-SH**	Lead Foil	Silver	225°F (107°C)	Rubber	–	88-90
NAY	–	Vinyl	Yellow	210°F (99°C)	None	–	Call customer service
SC1-100	–	Vinyl	Yellow	210°F (99°C)	Rubber	–	Call customer service
232-SH	–	Crepe Paper	Tan	200°F (93°C)	Rubber	Yes	Call customer service
250-SH	–	Flatback Paper	Off-White	200°F (93°C)	Rubber	Yes	Call customer service
470-SH	**AD-SH & EV-SH**	Vinyl	Tan	170°F (77°C)	Rubber	Yes	89-91
484-SH	**EV-SH**	Vinyl	Tan	170°F (77°C)	Rubber	–	89-91
471-SH	–	Vinyl	Various	170°F (77°C)	Rubber	Yes	Call customer service

The data contained herein is for reference purposes only. This data represents typical properties and not product specifications. For specific part or material information, please contact a Technical Sales Representative at 1.888.CAPLUGS. For alternate material options, please contact Customer Service.

* For other material and color options, contact customer service.

	Descriptions	Powder Coating	E-coating	Plating	Anodizing	Wave Soldering	Insulating	Wet Paint Masking
	Self-adhering and self-fusing. Improved wrapping tape suitable whenever a tough, permanently resilient, void-free insulation is required.	X	X	X	X		X	X
	Used for PCB solder masking and other high-temperature applications.	X				X	X	
	Used for PCB solder masking and other high-temperature applications.					X		
	High-temperature tape for shot blasting, thermal spray, electrical insulation and powder coating. High tensile strength.	X						
	A powder coating tape with a higher than standard temperature rating. Good for large areas that may retain heat.	X	X					
	A high-temperature tape that is abrasion,- chemical- and thermal-resistant. 1.9 mil thickness.	X	X		X	X		
	A high-temperature tape that is abrasion,- chemical- and thermal-resistant. 2.3 mil thickness.	X			X			X
	Polyester tape with increased stiffness for ease of application. High tear-resistance and temperature-resistance.	X	X		X			
	Heavy-duty, double-thick tape for strong rigidity and tear strength. Ideal for larger surfaces.	X	X		X			X
	A light-duty, economical masking option.	X	X					
	A light-weight, thin tape that is ideal for curved surfaces of profiles.	X	X		X			X
	A versatile tape that is highly conformable and chemically inert.							X
	A thicker version of the PC21-SH tape.	X	X		X			X
	High-heat and transfer-resistant crepe paper. Used for metal applications. Not recommended for outdoor exposure.							X
	High-temperature masking tape.							X
	A dead-soft aluminum foil tape that is highly reflective. Long aging, both indoor and outdoors. Used for electroplating and paint-stripping operations.			X				X
	Used for aircraft paint stripping.			X				X
	Ideal for low-temperature and wet applications, including liquid and spray painting.							X
	Highly solvent-resistant; has excellent chemical and thermal stability. Long aging and will not discolor. Ideal for protecting, covering, labeling and splicing.			X				
	Specially extruded and ultra thin providing the finest color line separation. Stretches easily and tears by hand. Excellent solvent and moisture resistance.			X	X			
	Conformable with good thermal properties. Its adhesive is protected by a white film, easy-release liner. Used in electroplating and chemical milling.			X				X
	Conformable with good thermal properties. Used in plating and chemical milling.			X				X
	Non-adhesive tape that adheres to itself. Creates a waterproof seal.			X				
	Yellow tape with adhesive that removes easily and does not leave residue.			X	X			
	Tough and extremely smooth, high-performance crepe paper. Used for paint masking and industrial applications.							X
	A flatback paper tape with an aggressive rubber adhesive that can be used on a variety of surfaces. Not recommended for outdoor exposure.	X			X		X	X
	Excellent resistance to most chemicals, highly conformable and abrasion-resistant. Vulnerable to ketones, chlorinated hydrocarbons and esters.			X			X	
	Abrasion-resistant and designed to provide lower adhesions and unwind than the 470-SH Series.		X	X				
	Highly conformable and resistent to most solvents. Vulnerable to ketones, chlorinated hydrocarbons and esters.							X

*Properties of Caplugs® parts are subject to change without notification.

The data contained herein is believed to be as accurate as reasonably possible, but Caplugs makes no warranty, express or implied, regarding this information.

Find Your Tape

1 Choose your **SIZE**

2 Choose max application **TEMPERATURE**

Many additional tapes and sizes are available. Please contact customer service at 1.888.CAPLUGS for more information or specific requests.

	Size																
	1/8	3/16	1/4	5/16	3/8	7/16	1/2	5/8	3/4	7/8	1	1-1/4	1-1/2	1-3/4	2	2-1/2	3
	.125	.187	.250	.312	.375	.437	.500	.625	.750	.875	1.000	1.125	1.500	1.750	2.000	2.500	3.000
22-SH 500°F (260°C) POLYIMIDE Page 244 for Details	✓		✓		✓		✓	✓	✓		✓	✓	✓		✓	✓	✓
PC198-SH 500°F (260°C) GLASS CLOTH Page 245 for Details	✓		✓		✓		✓	✓	✓		✓	✓	✓		✓	✓	✓
 **PC25-SH** 400°F (204°C) HEAVY DUTY POLYESTER Page 246 for Details			✓		✓		✓		✓		✓				✓		✓
 **PC21-SH** 400°F (204°C) POLYESTER Page 247 for Details	✓	✓	✓	✓	✓	✓	✓	✓	✓	✓	✓	✓	✓	✓	✓	✓	✓
PC30-SH 400°F (204°C) POLYESTER Page 248 for Details	✓	✓	✓	✓	✓	✓	✓	✓	✓	✓	✓	✓	✓	✓	✓	✓	✓
PC11-SH 425°F (218°C) POLYESTER Page 249 for Details	✓		✓	✓	✓	✓	✓	✓	✓	✓	✓	✓	✓	✓	✓	✓	✓
 **PC90-SH** 400°F (204°C) POLYESTER Page 250 for Details	✓	✓	✓	✓	✓	✓	✓	✓	✓	✓	✓	✓	✓	✓	✓	✓	✓
KD11-SH 300°F (149°C) CREPE PAPER Page 251 for Details	✓		✓		✓		✓	✓	✓		✓	✓	✓		✓	✓	✓

* For other material and color options, contact customer service.

3
Confirm **DETAILS** on the product page

4
Order easily and quickly online at **CAPLUGS.COM**

Size continued										Metric Size Only													
3-1/2	4	4-1/2	5	5-1/2	6	7	8	9	10	5 mm	10 mm	15 mm	20 mm	25 mm	30 mm	35 mm	40 mm	45 mm	50 mm	80 mm	100 mm	150 mm
3.500	4.000	4.500	5.000	5.500	6.000	7.000	8.000	9.000	10.000													
	✓				✓					✓	✓	✓	✓	✓	✓		✓	✓	✓	✓	✓	✓
	✓				✓					✓	✓	✓	✓	✓	✓		✓	✓	✓	✓	✓	✓
	✓		✓		✓	✓	✓	✓	✓													
✓	✓	✓	✓	✓	✓	✓	✓	✓		✓	✓	✓	✓	✓	✓	✓	✓	✓	✓	✓	✓	✓
✓	✓	✓	✓	✓	✓	✓	✓	✓		✓	✓	✓	✓	✓	✓	✓	✓	✓	✓	✓	✓	✓
✓	✓	✓	✓	✓	✓	✓	✓	✓		✓	✓	✓	✓	✓	✓	✓	✓	✓	✓	✓	✓	✓
✓	✓		✓	✓	✓	✓	✓	✓		✓	✓	✓	✓	✓	✓	✓	✓	✓	✓	✓	✓	✓
	✓				✓					✓	✓	✓	✓	✓	✓		✓	✓	✓	✓	✓	✓

Find Your Tape

1 Choose your **SIZE**

2 Choose max application **TEMPERATURE**

Many additional tapes and sizes are available. Please contact customer service at 1.888.CAPLUGS for more information or specific requests.

	Size																
	3/32	1/8	5/32	3/16	7/32	1/4	9/32	5/16	11/32	3/8	13/32	7/16	15/32	1/2	17/32	9/16	19/32
	.093	.125	.156	.187	.218	.250	.281	.312	.343	.375	.406	.437	.468	.500	.531	.562	.594
	2.36 mm	3.18 mm	3.96 mm	4.75 mm	5.54 mm	6.35 mm	7.14 mm	7.92 mm	8.71 mm	9.53 mm	10.31 mm	11.10 mm	11.89 mm	12.70 mm	13.49 mm	14.27 mm	15.09 mm
 **PC-SH** 400°F (204°C) POLYESTER Page 253 & 266 for Details		✓		✓		✓		✓		✓		✓		✓		✓	
PR-SH 425°F (220°C) POLYESTER Page 254 for Details		✓		✓		✓		✓		✓		✓		✓		✓	
 **PB-SH** 400°F (204°C) POLYESTER Page 255 for Details		✓		✓		✓		✓		✓		✓		✓		✓	
KP-SH 500°F (260°C) POLYIMIDE Page 256 for Details		✓		✓		✓		✓		✓		✓		✓		✓	
GC-SH 500°F (260°C) GLASS CLOTH Page 257 for Details		✓		✓		✓		✓		✓		✓		✓		✓	
KD-SH 300°F (149°C) CREPE PAPER Page 258 for Details	✓	✓	✓	✓	✓	✓	✓	✓	✓	✓	✓	✓	✓	✓	✓	✓	✓
EZ-SH 200°F (93°C) CREPE PAPER Page 259 for Details	✓	✓	✓	✓	✓	✓	✓	✓	✓	✓	✓	✓	✓	✓	✓	✓	✓

* For other material and color options, contact customer service.

3
Confirm **DETAILS** on the product page

4
Order easily and quickly online at **CAPLUGS.COM**

Size continued

5/8	21/32	11/16	23/32	3/4	13/16	7/8	15/16	1	1-1/16	1-1/8	1-3/16	1-1/4	1-5/16	1-3/8	1-7/16	1-1/2	1-9/16	1-5/8	1-11/16	1-3/4	1-13/16	1-7/8
.625	.656	.687	.719	.750	.812	.875	.937	1.000	1.062	1.125	1.187	1.250	1.312	1.375	1.437	1.500	1.562	1.625	1.687	1.750	1.812	1.875
15.88 mm	16.66 mm	17.45 mm	18.26 mm	19.05 mm	20.62 mm	22.23 mm	23.80 mm	25.40 mm	26.97 mm	28.58 mm	30.15 mm	31.75 mm	33.32 mm	34.93 mm	36.50 mm	38.10 mm	39.67 mm	41.28 mm	42.85 mm	44.45 mm	46.02 mm	47.63 mm
✓		✓		✓	✓	✓	✓	✓	✓	✓	✓	✓	✓	✓	✓	✓	✓	✓	✓	✓	✓	✓	✓
✓		✓		✓	✓	✓	✓	✓	✓	✓	✓	✓	✓	✓	✓	✓	✓	✓	✓	✓	✓	✓	✓
✓		✓		✓	✓	✓	✓	✓	✓	✓	✓	✓	✓	✓	✓	✓	✓	✓	✓	✓	✓	✓	✓
✓		✓		✓	✓	✓	✓	✓	✓	✓	✓	✓	✓	✓	✓	✓	✓	✓	✓	✓	✓	✓	✓
✓		✓		✓	✓	✓	✓	✓	✓	✓	✓	✓	✓	✓	✓	✓	✓	✓	✓	✓	✓	✓	✓
✓		✓		✓	✓	✓	✓	✓	✓	✓	✓	✓	✓	✓	✓	✓	✓	✓	✓	✓	✓	✓	✓
✓	✓	✓	✓	✓	✓	✓	✓	✓	✓	✓	✓	✓	✓	✓	✓	✓	✓	✓	✓	✓	✓	✓
✓	✓	✓	✓	✓	✓	✓	✓	✓	✓	✓	✓	✓	✓	✓	✓	✓	✓	✓	✓	✓	✓	✓

Find Your Tape

1 Choose your **SIZE**

2 Choose max application **TEMPERATURE**

Many additional tapes and sizes are available. Please contact customer service at 1.888.CAPLUGS for more information or specific requests.

	Size continued																
	1-15/16	2	2-1/8	2-1/4	2-3/8	2-1/2	2-5/8	2-3/4	2-7/8	3	3-1/4	3-1/2	3-3/4	4	4-1/4	4-1/2	4-3/4
	1.937	2.000	2.125	2.250	2.375	2.500	2.625	2.750	2.875	3.000	3.250	3.500	3.750	4.000	4.250	4.500	4.750
	49.20 mm	50.80 mm	53.98 mm	57.15 mm	60.33 mm	63.50 mm	66.68 mm	69.85 mm	73.03 mm	76.20 mm	82.55 mm	88.90 mm	95.25 mm	101.60 mm	107.95 mm	114.30 mm	120.65 mm
 **PC-SH** 400°F (204°C) POLYESTER Page 253 & 266 for Details	✓	✓		✓		✓		✓		✓	✓	✓	✓	✓	✓	✓	✓
PR-SH 425°F (220°C) POLYESTER Page 254 for Details	✓	✓		✓		✓		✓		✓	✓	✓	✓	✓	✓	✓	✓
 **PB-SH** 400°F (204°C) POLYESTER Page 255 for Details	✓	✓		✓		✓		✓		✓	✓	✓	✓	✓	✓	✓	✓
KP-SH 500°F (260°C) POLYIMIDE Page 256 for Details	✓	✓		✓		✓		✓		✓	✓	✓	✓	✓	✓	✓	✓
GC-SH 500°F (260°C) GLASS CLOTH Page 257 for Details	✓	✓				✓		✓		✓							
KD-SH 300°F (149°C) CREPE PAPER Page 258 for Details	✓	✓	✓	✓	✓	✓	✓	✓	✓	✓	✓	✓	✓	✓	✓	✓	✓
EZ-SH 200°F (93°C) CREPE PAPER Page 259 for Details	✓	✓	✓	✓	✓	✓	✓	✓	✓	✓	✓	✓	✓	✓	✓	✓	✓

* For other material and color options, contact customer service.

3
Confirm **DETAILS** on the product page

4
Order easily and quickly online at **CAPLUGS.COM**

Size continued				
5	5-1/4	5-1/2	5-3/4	6
5.000	5.250	5.500	5.750	6.000
127.00 mm	133.35 mm	139.70 mm	146.05 mm	152.40 mm
✓	✓	✓	✓	✓
✓	✓	✓	✓	✓
✓	✓	✓	✓	✓
✓	✓	✓	✓	✓
✓	✓	✓	✓	✓
✓	✓	✓	✓	✓

Caplugs' comprehensive custom die-cutting capabilities include:

- Prototypes in 24 hours
- Custom die-cut designs from a simple sketch or drawing
- We can hold tolerances of ± 0.002" on a 24" length

Create your perfect solution with our custom die-cutting capabilities:

- Masks supplied in rolls, sheets or pre-assembled kits
- Capacity for full in-house custom converting
- Custom die-cut samples provided upon drawing approval



Find Your Tape

1 Choose your **SIZE**

2 Choose max application **TEMPERATURE**

Many additional tapes and sizes are available. Please contact customer service at 1.888.CAPLUGS for more information or specific requests.

	Size																
	1/8	3/16	1/4	5/16	3/8	7/16	1/2	9/16	5/8	11/16	3/4	13/16	7/8	15/16	1	1-1/16	1-1/8
	.125	.187	.250	.312	.375	.437	.500	.562	.625	.687	.750	.812	.875	.937	1.000	1.062	1.125
	3.18 mm	4.75 mm	6.35 mm	7.92 mm	9.53 mm	11.10 mm	12.70 mm	14.27 mm	15.88 mm	17.45 mm	19.05 mm	20.62 mm	22.23 mm	23.80 mm	25.40 mm	26.97 mm	28.58 mm
 **TF-SH** 400°F (204°C) TEFLON Page 260 for Details Additional sizes below	✓	✓	✓	✓	✓	✓	✓	✓	✓	✓	✓	✓	✓	✓	✓	✓	✓
AF-SH 300°F (149°C) ALUMINUM FOIL Page 261 for Details	✓	✓	✓	✓	✓	✓	✓	✓	✓	✓	✓	✓	✓	✓	✓	✓	✓
LF-SH 225°F (107°C) LEAD FOIL Page 262 for Details Additional sizes below	✓	✓	✓	✓	✓	✓	✓	✓	✓	✓	✓	✓	✓	✓	✓	✓	✓
EV-SH 170°F (77°C) ELECTROPLATERS VINYL Page 263 for Details	✓	✓	✓	✓	✓	✓	✓	✓	✓	✓	✓	✓	✓	✓	✓	✓	✓
AD-SH 170°F (77°C) ANODIZING VINYL Page 252 for Details	✓	✓	✓	✓	✓	✓	✓	✓	✓	✓	✓	✓	✓	✓	✓	✓	✓

	Additional Sizes															
	–	–	–	–	–	–	2-1/4	2-1/2	–	2-3/4	–	–	–	–	3-1/4	5
	.591	.630	.709	.748	.787	.866	2.250	2.500	.984	2.750	1.180	1.380	1.460	1.970	3.250	5.000
	15.00 mm	16.00 mm	18.00 mm	19.00 mm	20.00 mm	22.00 mm	57.15 mm	63.50 mm	25.00 mm	69.85 mm	30.00 mm	35.00 mm	37.00 mm	50.00 mm	82.55 mm	127.00 mm
TF-SH							✓	✓							✓	✓
LF-SH	✓	✓	✓	✓	✓	✓		✓	✓	✓	✓	✓	✓	✓		

* For other material and color options, contact customer service.

3
Confirm **DETAILS** on the product page

4
Order easily and quickly online at **CAPLUGS.COM**

Size (continued)																						
1-3/16	1-1/4	1-5/16	1-3/8	1-7/16	1-1/2	1-9/16	1-5/8	1-11/16	1-3/4	1-13/16	1-7/8	1-15/16	2	–	–	–	–	–	–	–	–	–
1.187	1.250	1.312	1.375	1.437	1.500	1.562	1.625	1.687	1.750	1.812	1.875	1.937	2.000	.158	.236	.276	.315	.354	.393	.472	.512	.551
30.15 mm	31.75 mm	33.32 mm	34.93 mm	36.50 mm	38.10 mm	39.67 mm	41.28 mm	42.85 mm	44.45 mm	46.02 mm	47.63 mm	49.20 mm	50.80 mm	4.00 mm	6.00 mm	7.00 mm	8.00 mm	9.00 mm	10.00 mm	12.00 mm	13.00 mm	14.00 mm
✓	✓	✓	✓	✓	✓	✓	✓	✓	✓	✓	✓	✓	✓									
✓	✓	✓	✓	✓	✓	✓	✓	✓	✓	✓	✓	✓	✓	✓	✓	✓	✓	✓	✓	✓	✓	✓
✓	✓	✓	✓	✓	✓	✓	✓	✓	✓	✓	✓	✓	✓	✓	✓	✓	✓	✓	✓	✓	✓	✓
✓	✓	✓	✓	✓	✓	✓	✓	✓	✓	✓	✓	✓	✓									
✓	✓	✓	✓	✓	✓	✓	✓	✓	✓	✓	✓	✓	✓									

TOL Series

Tape on Liner



An extended liner wider than the adhesive provides a grab-edge for easier starting or during liner removal.

Standard size is 1/16" per side. Also available in: .5" extended and 1" extended per side, depending on the application.

Tack free extended liner edges for ease of use and reduced equipment maintenance, if used in automation.

Available with our most common masking tapes.

Material: Ultrabake™ Silicone **Color:** Natural (45 durometer) and Red (70 durometer)

* For other material and color options, contact customer service.

Tape on Liner TOL Series

Caplugs No.	Description 1	Description 2	Material	Package Rolls	Color
470EL-1000	470EL-1000 1.0" X 36 YDS on Extended Liner	Electroplating tape, .5" extended per side	Vinyl tape	6	Tan
470EL-6000	470EL-6000 6.0" X 36 YDS on Extended Liner	Electroplating tape, .5" extended per side	Vinyl tape	4	Tan
470EL-8000	470EL-8000 8.0" X 36 YDS on Extended Liner	Electroplating tape, .5" extended per side	Vinyl tape	3	Tan
470EL-12000	470EL-12000 12.0" X 36 YDS on Extended Liner	Electroplating tape, 1" extended per side	Vinyl tape	2	Tan
470EL-15000	470EL-15000 15.0" X 36 YDS on Extended Liner	Electroplating tape, 1" extended per side	Vinyl tape	2	Tan
470EL-18000	470EL-18000 18.0" X 36 YDS on Extended Liner	Electroplating tape, 1" extended per side	Vinyl tape	2	Tan
470EL-24000	470EL-24000 24.0" X 36 YDS on Extended Liner	Electroplating tape, 1" extended per side	Vinyl tape	2	Tan
470EL-30000	470EL-30000 30.0" X 36 YDS on Extended Liner	Electroplating tape, 1" extended per side	Vinyl tape	2	Tan

Caplugs No.	Description 1	Description 2	Material	Package Rolls	Color
470L-1000	470L-1000 1.0" X 36 YDS on Liner	Electroplating tape, standard liner	Vinyl tape	6	Tan
470L-6000	470L-6000 6.0" X 36 YDS on Liner	Electroplating tape, standard liner	Vinyl tape	4	Tan
470L-8000	470L-8000 8.0" X 36 YDS on Liner	Electroplating tape, standard liner	Vinyl tape	3	Tan
470L-12000	470L-12000 12.0" X 36 YDS on Liner	Electroplating tape, standard liner	Vinyl tape	2	Tan
470L-15000	470L-15000 15.0" X 36 YDS on Liner	Electroplating tape, standard liner	Vinyl tape	2	Tan
470L-18000	470L-18000 18.0" X 36 YDS on Liner	Electroplating tape, standard liner	Vinyl tape	2	Tan
470L-24000	470L-24000 24.0" X 36 YDS on Liner	Electroplating tape, standard liner	Vinyl tape	2	Tan
470L-30000	470L-30000 30.0" X 36 YDS on Liner	Electroplating tape, standard liner	Vinyl tape	2	Tan

Caplugs No.	Description 1	Description 2	Material	Package Rolls	Color
471EL-1000	471EL-1000 1.0" X 36 YDS on Extended Liner	Yellow vinyl plastic tape, .5" extended per side	Vinyl tape	6	Yellow
471EL-6000	471EL-6000 6.0" X 36 YDS on Extended Liner	Yellow vinyl plastic tape, .5" extended per side	Vinyl tape	4	Yellow
471EL-8000	471EL-8000 8.0" X 36 YDS on Extended Liner	Yellow vinyl plastic tape, .5" extended per side	Vinyl tape	3	Yellow
471EL-12000	471EL-12000 12.0" X 36 YDS on Extended Liner	Yellow vinyl plastic tape, 1" extended per side	Vinyl tape	2	Yellow
471EL-15000	471EL-15000 15.0" X 36 YDS on Extended Liner	Yellow vinyl plastic tape, 1" extended per side	Vinyl tape	2	Yellow
471EL-18000	471EL-18000 18.0" X 36 YDS on Extended Liner	Yellow vinyl plastic tape, 1" extended per side	Vinyl tape	2	Yellow
471EL-24000	471EL-24000 24.0" X 36 YDS on Extended Liner	Yellow vinyl plastic tape, 1" extended per side	Vinyl tape	2	Yellow
471EL-30000	471EL-30000 30.0" X 36 YDS on Extended Liner	Yellow vinyl plastic tape, 1" extended per side	Vinyl tape	1	Yellow

Caplugs No.	Description 1	Description 2	Material	Package Rolls	Color
471L-1000	471L-1000 1.0" X 36 YDS on Liner	Yellow vinyl plastic film tape, standard liner	Vinyl tape	6	Yellow
471L-6000	471L-6000 6.0" X 36 YDS on Liner	Yellow vinyl plastic film tape, standard liner	Vinyl tape	4	Yellow
471L-8000	471L-8000 8.0" X 36 YDS on Liner	Yellow vinyl plastic film tape, standard liner	Vinyl tape	3	Yellow
471L-12000	471L-12000 12.0" X 36 YDS on Liner	Yellow vinyl plastic film tape, standard liner	Vinyl tape	2	Yellow
471L-15000	471L-15000 15.0" X 36 YDS on Liner	Yellow vinyl plastic film tape, standard liner	Vinyl tape	2	Yellow
471L-18000	471L-18000 18.0" X 36 YDS on Liner	Yellow vinyl plastic film tape, standard liner	Vinyl tape	2	Yellow
471L-24000	471L-24000 24.0" X 36 YDS on Liner	Yellow vinyl plastic film tape, standard liner	Vinyl tape	2	Yellow
471L-30000	471L-30000 30.0" X 36 YDS on Liner	Yellow vinyl plastic film tape, standard liner	Vinyl tape	2	Yellow

Caplugs No.	Description 1	Description 2	Material	Package Rolls	Color
KD11EL-1000	KD11EL-1000 1.0" X 60 YDS on Extended Liner	Crepe paper tape, .5" extended per side	Paper tape	6	Tan
KD11EL-6000	KD11EL-6000 6.0" X 60 YDS on Extended Liner	Crepe paper tape, .5" extended per side	Paper tape	4	Tan
KD11EL-8000	KD11EL-8000 8.0" X 60 YDS on Extended Liner	Crepe paper tape, .5" extended per side	Paper tape	3	Tan
KD11EL-12000	KD11EL-12000 12.0" X 60 YDS on Extended Liner	Crepe paper tape, 1" extended per side	Paper tape	2	Tan
KD11EL-15000	KD11EL-15000 15.0" X 60 YDS on Extended Liner	Crepe paper tape, 1" extended per side	Paper tape	2	Tan
KD11EL-18000	KD11EL-18000 18.0" X 60 YDS on Extended Liner	Crepe paper tape, 1" extended per side	Paper tape	2	Tan
KD11EL-24000	KD11EL-24000 24.0" X 60 YDS on Extended Liner	Crepe paper tape, 1" extended per side	Paper tape	2	Tan
KD11EL-30000	KD11EL-30000 30.0" X 60 YDS on Extended Liner	Crepe paper tape, 1" extended per side	Paper tape	2	Tan

Caplugs No.	Description 1	Description 2	Material	Package Rolls	Color
KD11L-1000	KD11L-1000 1.0" X 60 YDS on Liner	Crepe paper tape, standard liner	Paper tape	6	Tan
KD11L-6000	KD11L-6000 6.0" X 60 YDS on Liner	Crepe paper tape, standard liner	Paper tape	4	Tan
KD11L-8000	KD11L-8000 8.0" X 60 YDS on Liner	Crepe paper tape, standard liner	Paper tape	3	Tan
KD11L-12000	KD11L-12000 12.0" X 60 YDS on Liner	Crepe paper tape, standard liner	Paper tape	2	Tan
KD11L-15000	KD11L-15000 15.0" X 60 YDS on Liner	Crepe paper tape, standard liner	Paper tape	2	Tan
KD11L-18000	KD11L-18000 18.0" X 60 YDS on Liner	Crepe paper tape, standard liner	Paper tape	2	Tan
KD11L-24000	KD11L-24000 24.0" X 60 YDS on Liner	Crepe paper tape, standard liner	Paper tape	2	Tan
KD11L-30000	KD11L-30000 30.0" X 60 YDS on Liner	Crepe paper tape, standard liner	Paper tape	2	Tan

TOL Series Tape on Liner

Caplugs No.	Description 1	Description 2	Material	Package Rolls	Color
PC11EL-1000	PC11EL-1000 1.0" X 72 YDS on Extended Liner	Red polyester tape, .5" extended per side	Polyester	6	Red
PC11EL-6000	PC11EL-6000 6.0" X 72 YDS on Extended Liner	Red polyester tape, .5" extended per side	Polyester	4	Red
PC11EL-8000	PC11EL-8000 8.0" X 72 YDS on Extended Liner	Red polyester tape, .5" extended per side	Polyester	3	Red
PC11EL-12000	PC11EL-12000 12.0" X 72 YDS on Extended Liner	Red polyester tape, 1" extended per side	Polyester	2	Red
PC11EL-15000	PC11EL-15000 15.0" X 72 YDS on Extended Liner	Red polyester tape, 1" extended per side	Polyester	2	Red
PC11EL-18000	PC11EL-18000 18.0" X 72 YDS on Extended Liner	Red polyester tape, 1" extended per side	Polyester	2	Red
PC11EL-24000	PC11EL-24000 24.0" X 72 YDS on Extended Liner	Red polyester tape, 1" extended per side	Polyester	2	Red
PC11EL-30000	PC11EL-30000 30.0" X 72 YDS on Extended Liner	Red polyester tape, 1" extended per side	Polyester	2	Red

Caplugs No.	Description 1	Description 2	Material	Package Rolls	Color
PC11L-1000	PC11L-1000 1.0" X 72 YDS on Liner	Red polyester tape, standard liner	Polyester	6	Red
PC11L-6000	PC11L-6000 6.0" X 72 YDS on Liner	Red polyester tape, standard liner	Polyester	4	Red
PC11L-8000	PC11L-8000 8.0" X 72 YDS on Liner	Red polyester tape, standard liner	Polyester	3	Red
PC11L-12000	PC11L-12000 12.0" X 72 YDS on Liner	Red polyester tape, standard liner	Polyester	2	Red
PC11L-15000	PC11L-15000 15.0" X 72 YDS on Liner	Red polyester tape, standard liner	Polyester	2	Red
PC11L-18000	PC11L-18000 18.0" X 72 YDS on Liner	Red polyester tape, standard liner	Polyester	2	Red
PC11L-24000	PC11L-24000 24.0" X 72 YDS on Liner	Red polyester tape, standard liner	Polyester	2	Red
PC11L-30000	PC11L-30000 30.0" X 72 YDS on Liner	Red polyester tape, standard liner	Polyester	2	Red

Caplugs No.	Description 1	Description 2	Material	Package Rolls	Color
PC21EL-1000	PC21EL-1000 1.0" X 72 YRDS on Liner	Green polyester tape, .5" extended per side	Polyester	6	Green
PC21EL-6000	PC21EL-6000 6.0 X 72 YDS on Liner	Green polyester tape, .5" extended per side	Polyester	4	Green
PC21EL-8000	PC21EL-8000 8.0" X 72 YDS on Liner	Green polyester tape, .5" extended per side	Polyester	3	Green
PC21EL-12000	PC21EL-12000 12.0" X 72 YDS on Liner	Green polyester tape, 1" extended per side	Polyester	2	Green
PC21EL-15000	PC21EL-15000 15.0" X 72 YDS on Liner	Green polyester tape, 1" extended per side	Polyester	2	Green
PC21EL-18000	PC21EL-18000 18.0" X 72 YDS on Liner	Green polyester tape, 1" extended per side	Polyester	2	Green
PC21EL-24000	PC21EL-24000 24.0" X 72 YDS on Liner	Green polyester tape, 1" extended per side	Polyester	2	Green
PC21EL-30000	PC21EL-30000 30.0" X 72 YDS on Liner	Green polyester tape, 1" extended per side	Polyester	2	Green

Caplugs No.	Description 1	Description 2	Material	Package Rolls	Color
PC21L-1000	PC21L-1000 1.0" X 72 YRDS on Liner	Green polyester tape, standard liner	Polyester	6	Green
PC21L-6000	PC21L-6000 6.0 X 72 YDS on Liner	Green polyester tape, standard liner	Polyester	4	Green
PC21L-8000	PC21L-8000 8.0" X 72 YDS on Liner	Green polyester tape, standard liner	Polyester	3	Green
PC21L-12000	PC21L-12000 12.0" X 72 YDS on Liner	Green polyester tape, standard liner	Polyester	2	Green
PC21L-15000	PC21L-15000 15.0" X 72 YDS on Liner	Green polyester tape, standard liner	Polyester	2	Green
PC21L-18000	PC21L-18000 18.0" X 72 YDS on Liner	Green polyester tape, standard liner	Polyester	2	Green
PC21L-24000	PC21L-24000 24.0" X 72 YDS on Liner	Green polyester tape, standard liner	Polyester	2	Green
PC21L-30000	PC21L-30000 30.0" X 72 YDS on Liner	Green polyester tape, standard liner	Polyester	2	Green

Caplugs No.	Description 1	Description 2	Material	Package Rolls	Color
PC23EL-1000	PC23EL-1000 1.0" X 72 YDS on Extended Liner	Red polyester tape, .5" extended per side	Polyester	6	Red
PC23EL-6000	PC23EL-6000 6.0" X 72 YDS on Extended Liner	Red polyester tape, .5" extended per side	Polyester	4	Red
PC23EL-8000	PC23EL-8000 8.0" X 72 YDS on Extended Liner	Red polyester tape, .5" extended per side	Polyester	3	Red
PC23EL-12000	PC23EL-120x00 12.0" X 72 YDS on Extended Liner	Red polyester tape, 1" extended per side	Polyester	2	Red
PC23EL-15000	PC23EL-15000 15.0" X 72 YDS on Extended Liner	Red polyester tape, 1" extended per side	Polyester	2	Red
PC23EL-18000	PC23EL-18000 18.0" X 72 YDS on Extended Liner	Red polyester tape, 1" extended per side	Polyester	2	Red
PC23EL-24000	PC23EL-24000 24.0" X 72 YDS on Extended Liner	Red polyester tape, 1" extended per side	Polyester	2	Red
PC23EL-30000	PC23EL-30000 30.0" X 72 YDS on Extended Liner	Red polyester tape, 1" extended per side	Polyester	2	Red

Caplugs No.	Description 1	Description 2	Material	Package Rolls	Color
PC23L-1000	PC23L-1000 1.0" X 72 YRDS on Liner	Red polyester tape, standard liner	Polyester	6	Red
PC23L-6000	PC23L-6000 6.0" X 72 YDS on Liner	Red polyester tape, standard liner	Polyester	4	Red
PC23L-8000	PC23L-8000 8.0" X 72 YDS on Liner	Red polyester tape, standard liner	Polyester	3	Red
PC23L-12000	PC23L-12000 12.0" X 72 YDS on Liner	Red polyester tape, standard liner	Polyester	2	Red
PC23L-15000	PC23L-15000 15.0" X 72 YDS on Liner	Red polyester tape, standard liner	Polyester	2	Red
PC23L-18000	PC23L-18000 18.0" X 72 YDS on Liner	Red polyester tape, standard liner	Polyester	2	Red
PC23L-24000	PC23L-24000 24.0" X 72 YDS on Liner	Red polyester tape, standard liner	Polyester	2	Red
PC23L-30000	PC23L-30000 30.0" X 72 YDS on Liner	Red polyester tape, standard liner	Polyester	2	Red

* For other material and color options, contact customer service.

Tape on Liner TOL Series

Caplugs No.	Description 1	Description 2	Material	Package Rolls	Color
PC25EL-1000	PC25EL-1000 1.0" X 72 YDS on Extended Liner	Green polyester tape, .5" extended per side	Polyester	6	Green
PC25EL-6000	PC25EL-6000 6.0" X 72 YDS on Extended Liner	Green polyester tape, .5" extended per side	Polyester	4	Green
PC25EL-8000	PC25EL-8000 8.0" X 72 YDS on Extended Liner	Green polyester tape, .5" extended per side	Polyester	3	Green
PC25EL-12000	PC25EL-12000 12.0" X 72 YDS on Extended Liner	Green polyester tape, 1" extended per side	Polyester	2	Green
PC25EL-15000	PC25EL-15000 15.0" X 72 YDS on Extended Liner	Green polyester tape, 1" extended per side	Polyester	2	Green
PC25EL-18000	PC25EL-18000 18.0" X 72 YDS on Extended Liner	Green polyester tape, 1" extended per side	Polyester	2	Green
PC25EL-24000	PC25EL-24000 24.0" X 72 YDS on Extended Liner	Green polyester tape, 1" extended per side	Polyester	2	Green
PC25EL-30000	PC25EL-30000 30.0" X 72 YDS on Extended Liner	Green polyester tape, 1" extended per side	Polyester	2	Green

Caplugs No.	Description 1	Description 2	Material	Package Rolls	Color
PC25L-1000	PC25L-1000 1.0" X 72 YRDS on Liner	Green polyester tape, standard liner	Polyester	6	Green
PC25L-6000	PC25L-6000 6.0" X 72 YDS on Liner	Green polyester tape, standard liner	Polyester	4	Green
PC25L-8000	PC25L-8000 8.0" X 72 YDS on Liner	Green polyester tape, standard liner	Polyester	3	Green
PC25L-12000	PC25L-12000 12.0" X 72 YDS on Liner	Green polyester tape, standard liner	Polyester	2	Green
PC25L-15000	PC25L-15000 15.0" X 72 YDS on Liner	Green polyester tape, standard liner	Polyester	2	Green
PC25L-18000	PC25L-18000 18.0" X 72 YDS on Liner	Green polyester tape, standard liner	Polyester	2	Green
PC25L-24000	PC25L-24000 24.0" X 72 YDS on Liner	Green polyester tape, standard liner	Polyester	2	Green
PC25L-30000	PC25L-30000 30.0" X 72 YDS on Liner	Green polyester tape, standard liner	Polyester	2	Green

Caplugs No.	Description 1	Description 2	Material	Package Rolls	Color
PC90EL-1000	PC90EL-1000 1.0" X 72 YDS on Extended Liner	Blue polyester tape, .5" extended per side	Polyester	6	Blue
PC90EL-6000	PC90EL-6000 6.0" X 72 YDS on Extended Liner	Blue polyester tape, .5" extended per side	Polyester	4	Blue
PC90EL-8000	PC90EL-8000 8.0" X 72 YDS on Extended Liner	Blue polyester tape, .5" extended per side	Polyester	3	Blue
PC90EL-12000	PC90EL-12000 12.0" X 72 YDS on Extended Liner	Blue polyester tape, 1" extended per side	Polyester	2	Blue
PC90EL-15000	PC90EL-15000 15.0" X 72 YDS on Extended Liner	Blue polyester tape, 1" extended per side	Polyester	2	Blue
PC90EL-18000	PC90EL-18000 18.0" X 72 YDS on Extended Liner	Blue polyester tape, 1" extended per side	Polyester	2	Blue
PC90EL-24000	PC90EL-24000 24.0" X 72 YDS on Extended Liner	Blue polyester tape, 1" extended per side	Polyester	2	Blue
PC90EL-30000	PC90EL-30000 30.0" X 72 YDS on Extended Liner	Blue polyester tape, 1" extended per side	Polyester	2	Blue

Caplugs No.	Description 1	Description 2	Material	Package Rolls	Color
PC90L-1000	PC90L-1000 1.0" X 72 YDS on Liner	Blue polyester tape, standard liner	Polyester	6	Blue
PC90L-6000	PC90L-6000 6.0" X 72 YDS on Liner	Blue polyester tape, standard liner	Polyester	4	Blue
PC90L-8000	PC90L-8000 8.0" X 72 YDS on Liner	Blue polyester tape, standard liner	Polyester	3	Blue
PC90L-12000	PC90L-12000 12.0" X 72 YDS on Liner	Blue polyester tape, standard liner	Polyester	2	Blue
PC90L-15000	PC90L-15000 15.0" X 72 YDS on Liner	Blue polyester tape, standard liner	Polyester	2	Blue
PC90L-18000	PC90L-18000 18.0" X 72 YDS on Liner	Blue polyester tape, standard liner	Polyester	2	Blue
PC90L-24000	PC90L-24000 24.0" X 72 YDS on Liner	Blue polyester tape, standard liner	Polyester	2	Blue
PC90L-30000	PC90L-30000 30.0" X 72 YDS on Liner	Blue polyester tape, standard liner	Polyester	2	Blue

22-SH Series

Polyimide Masking Tapes

Used as electrical and thermal insulation for cable wrap, splicing tape and solder masks for circuit boards.

Film Type: Polyimide

Maximum Temperature: 500°F (260°C)

Color: Amber

Film Thickness: 1 mil

Adhesive Thickness: 1.5 mil

Adhesive Type: Silicone

Length: 36 yards

Caplugs No.	Size		Packaging Rolls per Case
	Fraction	Decimal	
22-0125	1/8	.125	36
22-0250	1/4	.250	36
22-0375	3/8	.375	108
22-0500	1/2	.500	72
22-0625	5/8	.625	81
22-0750	3/4	.750	12
22-1000	1	1.000	12
22-1250	1-1/4	1.250	9
22-1500	1-1/2	1.500	6
22-2000	2	2.000	6
22-2500	2-1/2	2.500	4
22-3000	3	3.000	4
22-4000	4	4.000	4
22-6000	6	6.000	2

Caplugs No.	Size	Packaging Rolls per Case
	Width (mm)	
22-5MM	5 mm	36
22-10MM	10 mm	24
22-15MM	15 mm	18
22-20MM	20 mm	12
22-25MM	25 mm	12
22-30MM	30 mm	12
22-40MM	40 mm	6
22-45MM	45 mm	6
22-50MM	50 mm	6
22-80MM	80 mm	4
22-100MM	100 mm	4
22-150MM	150 mm	2

* For other material and color options, contact customer service.

PC198-SH Series

Glass Cloth Masking Tapes

Ideal for powder coating, blasting, stenciling and electrical insulation. Strong tensile strength and tear resistance.

Film Type: Glass Cloth

Maximum Temperature: 500°F (260°C)

Color: White

Film Thickness: 5.4 mil

Adhesive Thickness: 2.1 mil

Adhesive Type: Silicone

Length: 36 yards

Caplugs No.	Size		Packaging Rolls per Case
	Fraction	Decimal	
PC198-0125	1/8	.125	36
PC198-0250	1/4	.250	36
PC198-0375	3/8	.375	108
PC198-0500	1/2	.500	72
PC198-0625	5/8	.625	81
PC198-0750	3/4	.750	12
PC198-1000	1	1.000	12
PC198-1250	1-1/4	1.250	9
PC198-1500	1-1/2	1.500	6
PC198-2000	2	2.000	6
PC198-2500	2-1/2	2.500	4
PC198-3000	3	3.000	4
PC198-4000	4	4.000	4
PC198-6000	6	6.000	2

Caplugs No.	Size	Packaging Rolls per Case
	Width (mm)	
PC198-5MM	5 mm	36
PC198-10MM	10 mm	24
PC198-15MM	15 mm	18
PC198-20MM	20 mm	12
PC198-25MM	25 mm	12
PC198-30MM	30 mm	12
PC198-40MM	40 mm	6
PC198-45MM	45 mm	6
PC198-50MM	50 mm	6
PC198-80MM	80 mm	4
PC198-100MM	100 mm	4
PC198-150MM	150 mm	2

PC25-SH Series



Heavy-duty, double-thick tape for strong rigidity and tear strength. Ideal for larger surfaces.

Film Type: Polyester

Maximum Temperature: 400°F (204°C)

Color: Green

Film Thickness: 5 mil

Adhesive Thickness: 1.5 mil

Adhesive Type: Silicone

Length: 72 yards

Polyester Masking Tapes

Caplugs No.	Size		Packaging Rolls per Case
	Fraction	Decimal	
PC25-0250	1/4	.250	36
PC25-0375	3/8	.375	108
PC25-0500	1/2	.500	72
PC25-0750	3/4	.750	12
PC25-1000	1	1.000	12
PC25-2000	2	2.000	6
PC25-3000	3	3.000	4
PC25-4000	4	4.000	4
PC25-5000	5	5.000	2
PC25-6000	6	6.000	2
PC25-7000	7	7.000	2
PC25-8000	8	8.000	2
PC25-9000	9	9.000	1
PC25-10000	10	10.000	1

* For other material and color options, contact customer service.

PC21-SH Series

Polyester Masking Tapes



Ideal for powder coating, e-coating and anodizing. Increased stiffness for ease of application.

Film Type: Polyester

Maximum Temperature: 400°F (204°C)

Color: Green

Film Thickness: 2 mil

Adhesive Thickness: 1.5 mil

Adhesive Type: Silicone

Length: 72 yards

Note: PC23-SH is available and is a slightly thicker version of the PC21-SH tape. Color: Red

Contact Customer Service for more information.

Caplugs No.	Size		Packaging Rolls per Case
	Fraction	Decimal	
PC21-0125	1/8	.125	144
PC21-0187	3/16	.187	144
PC21-0250	1/4	.250	144
PC21-0312	5/16	.312	96
PC21-0375	3/8	.375	96
PC21-0437	7/16	.437	72
PC21-0500	1/2	.500	72
PC21-0625	5/8	.625	48
PC21-0750	3/4	.750	48
PC21-0875	7/8	.875	36
PC21-1000	1	1.000	36
PC21-1250	1-1/4	1.250	24
PC21-1500	1 -1/2	1.500	24
PC21-1750	1-3/4	1.750	24
PC21-2000	2	2.000	24
PC21-2500	2-1/2	2.500	12
PC21-3000	3	3.000	12
PC21-3500	3-1/2	3.500	8
PC21-4000	4	4.000	8
PC21-4500	4-1/2	4.500	8
PC21-5000	5	5.000	8
PC21-5500	5-1/2	5.500	8
PC21-6000	6	6.000	8
PC21-7000	7	7.000	4
PC21-8000	8	8.000	4
PC21-9000	9	9.000	4

Caplugs No.	Size	Packaging Rolls per Case
	Width (mm)	
PC21-5MM*	5 mm	144
PC21-10MM	10 mm	96
PC21-15MM	15 mm	72
PC21-20MM	20 mm	48
PC21-25MM	25 mm	48
PC21-30MM	30 mm	36
PC21-35MM	35 mm	36
PC21-40MM	40 mm	24
PC21-45MM	45 mm	24
PC21-50MM	50 mm	12
PC21-80MM	80 mm	8
PC21-100MM	100 mm	8
PC21-150MM	150 mm	8

PC30-SH Series

A lighter-duty, more economical masking option for powder coating.

Film Type: Polyester

Maximum Temperature: 400°F (204°C)

Color: Yellow

Film Thickness: 2 mil

Adhesive Thickness: 1.5 mil

Adhesive Type: Silicone

Length: 72 yards

Polyester Masking Tapes

Caplugs No.	Size		Packaging Rolls per Case
	Fraction	Decimal	
PC30-0125	1/8	.125	144
PC30-0187	3/16	.187	144
PC30-0250	1/4	.250	144
PC30-0312	5/16	.312	96
PC30-0375	3/8	.375	96
PC30-0437	7/16	.437	72
PC30-0500	1/2	.500	72
PC30-0625	5/8	.625	48
PC30-0750	3/4	.750	48
PC30-0875	7/8	.875	36
PC30-1000	1	1.000	36
PC30-1250	1-1/4	1.250	24
PC30-1500	1 -1/2	1.500	24
PC30-1750	1-3/4	1.750	24
PC30-2000	2	2.000	24
PC30-2500	2-1/2	2.500	12
PC30-3000	3	3.000	12
PC30-3500	3-1/2	3.500	8
PC30-4000	4	4.000	8
PC30-4500	4-1/2	4.500	8
PC30-5000	5	5.000	8
PC30-5500	5-1/2	5.500	8
PC30-6000	6	6.000	8
PC30-7000	7	7.000	4
PC30-8000	8	8.000	4
PC30-9000	9	9.000	4

Caplugs No.	Size	Packaging Rolls per Case
	Width (mm)	
PC30-5MM*	5 mm	144
PC30-10MM	10 mm	96
PC30-15MM	15 mm	72
PC30-20MM	20 mm	48
PC30-25MM	25 mm	48
PC30-30MM	30 mm	36
PC30-35MM	35 mm	36
PC30-40MM	40 mm	24
PC30-45MM	45 mm	24
PC30-50MM	50 mm	12
PC30-80MM	80 mm	8
PC30-100MM	100 mm	8
PC30-150MM	150 mm	8

* For other material and color options, contact customer service.

PC11-SH Series

Polyester Masking Tapes

A lighter-duty, more economical masking option for powder coating.

Film Type: Polyester

Maximum Temperature: 425°F (218°C)

Color: Red

Film Thickness: 2 mil

Adhesive Thickness: 1.5 mil

Adhesive Type: Silicone

Length: 72 yards

Caplugs No.	Size		Packaging Rolls per Case
	Fraction	Decimal	
PC11-0125*	1/8	.125	144
PC11-0250	1/4	.250	144
PC11-0312	5/16	.312	96
PC11-0375	3/8	.375	96
PC11-0437	7/16	.437	72
PC11-0500	1/2	.500	72
PC11-0625	5/8	.625	48
PC11-0750	3/4	.750	48
PC11-0875	7/8	.875	36
PC11-1000	1	1.000	36
PC11-1250	1-1/4	1.250	24
PC11-1500	1 -1/2	1.500	24
PC11-1750	1-3/4	1.750	24
PC11-2000	2	2.000	24
PC11-2500	2-1/2	2.500	12
PC11-3000	3	3.000	12
PC11-3500	3-1/2	3.500	8
PC11-4000	4	4.000	8
PC11-4500	4-1/2	4.500	8
PC11-5000	5	5.000	8
PC11-5500	5-1/2	5.500	8
PC11-6000	6	6.000	8
PC11-7000	7	7.000	4
PC11-8000	8	8.000	4
PC11-9000	9	9.000	4

Caplugs No.	Size	Packaging Rolls per Case
	Width (mm)	
PC11-5MM*	5 mm	144
PC11-10MM	10 mm	96
PC11-15MM	15 mm	72
PC11-20MM	20 mm	48
PC11-25MM	25 mm	48
PC11-30MM	30 mm	36
PC11-35MM	35 mm	36
PC11-40MM	40 mm	24
PC11-45MM	45 mm	24
PC11-50MM	50 mm	12
PC11-80MM	80 mm	8
PC11-100MM	100 mm	8
PC11-150MM	150 mm	8

PC90-SH Series



A lightweight, thin tape ideal for curved surfaces or profiles. Used primarily for powder coating.

Film Type: Polyester

Maximum Temperature: 400°F (204°C)

Color: Blue

Film Thickness: 1 mil

Adhesive Thickness: 2 mil

Adhesive Type: Silicone

Length: 72 yards

Polyester Masking Tapes

Caplugs No.	Size		Packaging Rolls per Case
	Fraction	Decimal	
PC90-0125*	1/8	.125	144
PC90-0187*	3/16	.187	144
PC90-0250*	1/4	.250	144
PC90-0312	5/16	.312	96
PC90-0375	3/8	.375	96
PC90-0437	7/16	.437	72
PC90-0500	1/2	.500	72
PC90-0625	5/8	.625	48
PC90-0750	3/4	.750	48
PC90-0875	7/8	.875	36
PC90-1000	1	1.000	36
PC90-1250	1-1/4	1.250	24
PC90-1500	1 -1/2	1.500	24
PC90-1750	1-3/4	1.750	24
PC90-2000	2	2.000	24
PC90-2500	2-1/2	2.500	12
PC90-3000	3	3.000	12
PC90-3500	3-1/2	3.500	8
PC90-4000	4	4.000	8
PC90-5000	5	5.000	8
PC90-5500	5-1/2	5.500	8
PC90-6000	6	6.000	8
PC90-7000	7	7.000	4
PC90-8000	8	8.000	4
PC90-9000	9	9.000	4

Caplugs No.	Size	Packaging Rolls per Case
	Width (mm)	
PC90-5MM*	5 mm	144
PC90-10MM	10 mm	96
PC90-15MM	15 mm	72
PC90-20MM	20 mm	48
PC90-25MM	25 mm	48
PC90-30MM	30 mm	36
PC90-35MM	35 mm	36
PC90-40MM	40 mm	24
PC90-45MM	45 mm	24
PC90-50MM	50 mm	12
PC90-80MM	80 mm	8
PC90-100MM	100 mm	8
PC90-150MM	150 mm	8

* For other material and color options, contact customer service.

KD11-SH Series

Crepe Paper Masking Tapes

A lightweight, thin tape ideal for curved surfaces or profiles. Used primarily for powder coating.

Film Type: Crepe Paper

Maximum Temperature: 300°F (149°C)

Color: Off White

Film Thickness: 7.5 mil total thickness

Adhesive Thickness: n/a

Adhesive Type: Rubber

Length: 60 yards

◆ Some KD11-SH tape sizes vary from chart. Visit www.caplugs.com or contact customer service for exact dimensions.

Caplugs No.	Size		Packaging Rolls per Case
	Fraction	Decimal	
KD11-0125	1/8	.125	144
KD11-0250	1/4	.250	144
KD11-0375	3/8	.375	96
KD11-0500 ◆	1/2	.500	72
KD11-0625	5/8	.625	48
KD11-0750 ◆	3/4	.750	48
KD11-1000 ◆	1	1.000	36
KD11-1250	1-1/4	1.250	24
KD11-1500	1 -1/2	1.500	24
KD11-2000 ◆	2	2.000	24
KD11-2500	2-1/2	2.500	12
KD11-3000 ◆	3	3.000	12
KD11-4000	4	4.000	8
KD11-6000	6	6.000	8

Caplugs No.	Size	Packaging Rolls per Case
	Width (mm)	
KD11-5MM	5 mm	144
KD11-10MM	10 mm	96
KD11-15MM	15 mm	72
KD11-20MM	20 mm	48
KD11-25MM	25 mm	48
KD11-30MM	30 mm	36
KD11-40MM	40 mm	24
KD11-45MM	45 mm	24
KD11-50MM	50 mm	12
KD11-80MM	80 mm	8
KD11-100MM	100 mm	8
KD11-150MM	150 mm	8

BT100-SH Series

Rubber Blasting Tape

The BT100-SH Series is a protective masking tape during plastic media blast (PMB), blast (dry strip paint removal) or other shot-peen processes. The tape prevents small particles of blast media and other foreign debris from infiltrating and damaging sensitive surfaces, components and control systems. It can be used in a wide variety of applications including aerospace, industrial and automotive masking. A white crepe release-coated paper liner allows the tape to tear easily by hand.

- Remains flexible
- Resists cracking
- Conforms to irregular (curved) surfaces
- Clean removal
- Aggressive acrylic adhesive allows for instant adhesion

Material: Rubber **Color:** Cream

Caplugs No.	Width (In)	Length (yds)	Rolls/Case
BT100-1000	1	10	36
BT100-2000	2	10	24
BT100-3000	3	10	12
BT100-4000	4	10	8

AD-SH Series

Anodizing Vinyl Plating/Anodizing Disks

Ideal for hard and soft anodizing. Conformable and resistant to chemicals and abrasion.

Film Type: Anodizing Vinyl

Maximum Temperature: 170°F (77°C)

Color: Tan

Film Thickness: 5.7 mil

Adhesive Thickness: 1 mil

Adhesive Type: Rubber

*Not recommended for use with ketones, chlorinated hydrocarbons and esters.

Caplugs No.	Size			Quantity Per Roll
	Fraction	Decimal	Metric	
AD00125	1/8	.125	3.18	5000
AD00187	3/16	.187	4.75	5000
AD00250	1/4	.250	6.35	5000
AD00312	5/16	.312	7.92	5000
AD00375	3/8	.375	9.53	5000
AD00437	7/16	.437	11.10	5000
AD00500	1/2	.500	12.70	5000
AD00562	9/16	.562	14.27	5000
AD00625	5/8	.625	15.88	5000
AD00687	11/16	.687	17.45	4000
AD00750	3/4	.750	19.05	4000
AD00812	13/16	.812	20.62	4000
AD00875	7/8	.875	22.23	2000
AD00937	15/16	.937	23.80	2000
AD01000	1	1.000	25.40	2000
AD01062	1-1/16	1.062	26.97	2000
AD01125	1-1/8	1.125	28.58	2000
AD01187	1-3/16	1.187	30.15	2000
AD01250	1-1/4	1.250	31.75	2000
AD01312	1-5/16	1.312	33.32	2000
AD01375	1-3/8	1.375	34.93	2000
AD01437	1-7/16	1.437	36.50	2000
AD01500	1-1/2	1.500	38.10	2000
AD01562	1-9/16	1.562	39.67	2000
AD01625	1-5/8	1.625	41.28	1000
AD01687	1-11/16	1.687	42.85	1000
AD01750	1-3/4	1.750	44.45	1000
AD01812	1-13/16	1.812	46.02	1000
AD01875	1-7/8	1.875	47.63	1000
AD01937	1-15/16	1.937	49.20	1000
AD02000	2	2.000	50.80	500

* For other material and color options, contact customer service.

PC-SH Series

Polyester Masking Tape Disks



Ideal for powder coating and e-coating.

Film Type: Polyester

Maximum Temperature: 400°F (204°C)

Color: Green

Film Thickness: 2 mil

Adhesive Thickness: 1.5 mil

Adhesive Type: Silicone

Caplugs No.	Size			Quantity Per Roll
	Fraction	Decimal	Metric	
PC00125	1/8	.125	3.18	2000
PC00187	3/16	.187	4.75	2000
PC00250	1/4	.250	6.35	2000
PC00312	5/16	.312	7.92	2000
PC00375	3/8	.375	9.53	2000
PC00437	7/16	.437	11.10	2000
PC00500	1/2	.500	12.70	2000
PC00562	9/16	.562	14.27	2000
PC00625	5/8	.625	15.88	2000
PC00687	11/16	.687	17.45	1000
PC00750	3/4	.750	19.05	1000
PC00812	13/16	.812	20.62	1000
PC00875	7/8	.875	22.23	500
PC00937	15/16	.937	23.80	500
PC01000	1	1.000	25.40	500
PC01062	1-1/16	1.062	26.97	500
PC01125	1-1/8	1.125	28.58	500
PC01187	1-3/16	1.187	30.15	500
PC01250	1-1/4	1.250	31.75	500
PC01312	1-5/16	1.312	33.32	500
PC01375	1-3/8	1.375	34.93	500
PC01437	1-7/16	1.437	36.50	500
PC01500	1-1/2	1.500	38.10	500
PC01562	1-9/16	1.562	39.67	500
PC01625	1-5/8	1.625	41.28	250
PC01687	1-11/16	1.687	42.85	250
PC01750	1-3/4	1.750	44.45	250
PC01812	1-13/16	1.812	46.02	250
PC01875	1-7/8	1.875	47.63	250
PC01937	1-15/16	1.937	49.20	250
PC02000	2	2.000	50.80	100
PC02250	2-1/4	2.250	57.15	100
PC02500	2-1/2	2.500	63.50	100
PC02750	2-3/4	2.750	69.85	100
PC03000	3	3.000	76.20	100
PC03250	3-1/4	3.250	82.55	100
PC03500	3-1/2	3.500	88.90	100
PC03750	3-3/4	3.750	95.25	100
PC04000	4	4.000	101.60	100
PC04250	4-1/4	4.250	107.95	100
PC04500	4-1/2	4.500	114.30	100
PC04750	4-3/4	4.750	120.65	100
PC05000	5	5.000	127.00	100
PC05250	5-1/4	5.250	133.35	100
PC05500	5-1/2	5.500	139.70	100
PC05750	5-3/4	5.750	146.05	100
PC06000	6	6.000	152.40	100

PR-SH Series



Ideal for powder coating and e-coating.

Film Type: Polyester

Maximum Temperature: 425°F (220°C)

Color: Red

Film Thickness: 2 mil

Adhesive Thickness: 1.5 mil

Adhesive Type: Silicone

Polyester Masking Tape Disks

Caplugs No.	Size			Quantity Per Roll
	Fraction	Decimal	Metric	
PR00125	1/8	.125	3.18	2000
PR00187	3/16	.187	4.75	2000
PR00250	1/4	.250	6.35	2000
PR00312	5/16	.312	7.92	2000
PR00375	3/8	.375	9.53	2000
PR00437	7/16	.437	11.10	2000
PR00500	1/2	.500	12.70	5000
PR00562	9/16	.562	14.27	2000
PR00625	5/8	.625	15.88	2000
PR00687	11/16	.687	17.45	1000
PR00750	3/4	.750	19.05	1000
PR00812	13/16	.812	20.62	1000
PR00875	7/8	.875	22.23	500
PR00937	15/16	.937	23.80	500
PR01000	1	1.000	25.40	500
PR01062	1-1/16	1.062	26.97	500
PR01125	1-1/8	1.125	28.58	500
PR01187	1-3/16	1.187	30.15	500
PR01250	1-1/4	1.250	31.75	500
PR01312	1-5/16	1.312	33.32	500
PR01375	1-3/8	1.375	34.93	500
PR01437	1-7/16	1.437	36.50	500
PR01500	1-1/2	1.500	38.10	500
PR01562	1-9/16	1.562	39.67	500
PR01625	1-5/8	1.625	41.28	250
PR01687	1-11/16	1.687	42.85	250
PR01750	1-3/4	1.750	44.45	250
PR01812	1-13/16	1.812	46.02	250
PR01875	1-7/8	1.875	47.63	250
PR01937	1-15/16	1.937	49.20	250
PR02000	2	2.000	50.80	100
PR02250	2-1/4	2.250	57.15	100
PR02500	2-1/2	2.500	63.50	100
PR02750	2-3/4	2.750	69.85	100
PR03000	3	3.000	76.20	100
PR03250	3-1/4	3.250	82.55	100
PR03500	3-1/2	3.500	88.90	100
PR03750	3-3/4	3.750	95.25	100
PR04000	4	4.000	101.60	100
PR04250	4-1/4	4.250	107.95	100
PR04500	4-1/2	4.500	114.30	100
PR04750	4-3/4	4.750	120.65	100
PR05000	5	5.000	127.00	100
PR05250	5-1/4	5.250	133.35	100
PR05500	5-1/2	5.500	139.70	100
PR05750	5-3/4	5.750	146.05	100
PR06000	6	6.000	152.40	100

* For other material and color options, contact customer service.

PB-SH Series

Polyester Masking Tape Disks



Ideal for powder coating and e-coating.

Film Type: Polyester

Maximum Temperature: 400°F (204°C)

Color: Blue

Film Thickness: 1 mil

Adhesive Thickness: 2 mil

Adhesive Type: Silicone

Caplugs No.	Size			Quantity Per Roll
	Fraction	Decimal	Metric	
PB00125	1/8	.125	3.18	2000
PB00187	3/16	.187	4.75	2000
PB00250	1/4	.250	6.35	2000
PB00312	5/16	.312	7.92	2000
PB00375	3/8	.375	9.53	2000
PB00437	7/16	.437	11.10	2000
PB00500	1/2	.500	12.70	2000
PB00562	9/16	.562	14.27	2000
PB00625	5/8	.625	15.88	2000
PB00687	11/16	.687	17.45	1000
PB00750	3/4	.750	19.05	1000
PB00812	13/16	.812	20.62	1000
PB00875	7/8	.875	22.23	500
PB00937	15/16	.937	23.80	500
PB01000	1	1.000	25.40	500
PB01062	1-1/16	1.062	26.97	500
PB01125	1-1/8	1.125	28.58	500
PB01187	1-3/16	1.187	30.15	500
PB01250	1-1/4	1.250	31.75	500
PB01312	1-5/16	1.312	33.32	500
PB01375	1-3/8	1.375	34.93	500
PB01437	1-7/16	1.437	36.50	500
PB01500	1-1/2	1.500	38.10	500
PB01562	1-9/16	1.562	39.67	500
PB01625	1-5/8	1.625	41.28	250
PB01687	1-11/16	1.687	42.85	250
PB01750	1-3/4	1.750	44.45	250
PB01812	1-13/16	1.812	46.02	250
PB01875	1-7/8	1.875	47.63	250
PB01937	1-15/16	1.937	49.20	250
PB02000	2	2.000	50.80	100
PB02250	2-1/4	2.250	57.15	100
PB02500	2-1/2	2.500	63.50	100
PB02750	2-3/4	2.750	69.85	100
PB03000	3	3.000	76.20	100
PB03250	3-1/4	3.250	82.55	100
PB03500	3-1/2	3.500	88.90	100
PB03750	3-3/4	3.750	95.25	100
PB04000	4	4.000	101.60	100
PB04250	4-1/4	4.250	107.95	100
PB04500	4-1/2	4.500	114.30	100
PB04750	4-3/4	4.750	120.65	100
PB05000	5	5.000	127.00	100
PB05250	5-1/4	5.250	133.35	100
PB05500	5-1/2	5.500	139.70	100
PB05750	5-3/4	5.750	146.05	100
PB06000	6	6.000	152.40	100

KP-SH Series

Ideal for powder coating, wave soldering, thermal and electrical insulation.

Film Type: Polyimide

Maximum Temperature: 500°F (260°C)

Color: Amber

Film Thickness: 1 mil

Adhesive Thickness: 1.5 mil

Adhesive Type: Silicone

Polyimide Masking Tape Disks

Caplugs No.	Size			Quantity Per Roll
	Fraction	Decimal	Metric	
KP00125	1/8	.125	3.18	2000
KP00187	3/16	.187	4.75	2000
KP00250	1/4	.250	6.35	2000
KP00312	5/16	.312	7.92	2000
KP00375	3/8	.375	9.53	2000
KP00437	7/16	.437	11.10	2000
KP00500	1/2	.500	12.70	5000
KP00562	9/16	.562	14.27	2000
KP00625	5/8	.625	15.88	2000
KP00687	11/16	.687	17.45	1000
KP00750	3/4	.750	19.05	1000
KP00812	13/16	.812	20.62	1000
KP00875	7/8	.875	22.23	500
KP00937	15/16	.937	23.80	500
KP01000	1	1.000	25.40	500
KP01062	1-1/16	1.062	26.97	500
KP01125	1-1/8	1.125	28.58	500
KP01187	1-3/16	1.187	30.15	500
KP01250	1-1/4	1.250	31.75	500
KP01312	1-5/16	1.312	33.32	500
KP01375	1-3/8	1.375	34.93	500
KP01437	1-7/16	1.437	36.50	500
KP01500	1-1/2	1.500	38.10	500
KP01562	1-9/16	1.562	39.67	500
KP01625	1-5/8	1.625	41.28	250
KP01687	1-11/16	1.687	42.85	250
KP01750	1-3/4	1.750	44.45	250
KP01812	1-13/16	1.812	46.02	250
KP01875	1-7/8	1.875	47.63	250
KP01937	1-15/16	1.937	49.20	250
KP02000	2	2.000	50.80	100
KP02250	2-1/4	2.250	57.15	100
KP02500	2-1/2	2.500	63.50	100
KP02750	2-3/4	2.750	69.85	100
KP03000	3	3.000	76.20	100
KP03250	3-1/4	3.250	82.55	100
KP03500	3-1/2	3.500	88.90	100
KP03750	3-3/4	3.750	95.25	100
KP04000	4	4.000	101.60	100
KP04250	4-1/4	4.250	107.95	100
KP04500	4-1/2	4.500	114.30	100
KP04750	4-3/4	4.750	120.65	100
KP05000	5	5.000	127.00	100
KP05250	5-1/4	5.250	133.35	100
KP05500	5-1/2	5.500	139.70	100
KP05750	5-3/4	5.750	146.05	100
KP06000	6	6.000	152.40	100

* For other material and color options, contact customer service.

GC-SH Series

Glass Cloth Masking Tape Disks

Ideal for thermal spray and powder coating. Excellent abrasion and solvent resistance with strong tensile strength.

Film Type: Glass Cloth

Maximum Temperature: 500°F (260°C)

Color: White

Film Thickness: 5.4 mil

Adhesive Thickness: 2 .1 mil

Adhesive Type: Silicone

Caplugs No.	Size			Quantity Per Roll
	Fraction	Decimal	Metric	
GC00125	1/8	.125	3.18	2000
GC00187	3/16	.187	4.75	2000
GC00250	1/4	.250	6.35	2000
GC00312	5/16	.312	7.92	2000
GC00375	3/8	.375	9.53	2000
GC00437	7/16	.437	11.10	2000
GC00500	1/2	.500	12.70	2000
GC00562	9/16	.562	14.27	2000
GC00625	5/8	.625	15.88	2000
GC00687	11/16	.687	17.45	1000
GC00750	3/4	.750	19.05	1000
GC00812	13/16	.812	20.62	1000
GC00875	7/8	.875	22.23	500
GC00937	15/16	.937	23.80	500
GC01000	1	1.000	25.40	500
GC01062	1-1/16	1.062	26.97	500
GC01125	1-1/8	1.125	28.58	500
GC01187	1-3/16	1.187	30.15	500
GC01250	1-1/4	1.250	31.75	500
GC01312	1-5/16	1.312	33.32	500
GC01375	1-3/8	1.375	34.93	500
GC01437	1-7/16	1.437	36.50	500
GC01500	1-1/2	1.500	38.10	500
GC01562	1-9/16	1.562	39.67	500
GC01625	1-5/8	1.625	41.28	250
GC01687	1-11/16	1.687	42.85	250
GC01750	1-3/4	1.750	44.45	250
GC01812	1-13/16	1.812	46.02	250
GC01875	1-7/8	1.875	47.63	250
GC01937	1-15/16	1.937	49.20	250
GC02000	2	2.000	50.80	100
GC02500	2-1/2	2.500	63.50	100
GC02750	2-3/4	2.750	69.85	100
GC03000	3	3.000	76.20	100

KD-SH Series

Crepe Paper Masking Tape Disks

Ideal for all high-temperature finishing processes.

Film Type: Crepe Paper

Maximum Temperature: 300°F (149°C)

Color: Off-White

Film Thickness: 7.5 mil total thickness

Adhesive Thickness: n/a

Adhesive Type: Acrylic

Caplugs No.	Size			Quantity Per Roll
	Fraction	Decimal	Metric	
KD00062	1/16	.062	1.57	2000
KD00093	3/32	.093	2.36	1000
KD00125	1/8	.125	3.18	5000
KD00156	5/32	.156	3.96	1000
KD00187*	3/16	.187	4.75	5000
KD00218	7/32	.218	5.54	1000
KD00250*	1/4	.250	6.35	5000
KD00281	9/32	.281	7.14	1000
KD00312*	5/16	.312	7.92	5000
KD00343	11/32	.343	8.71	1000
KD00375*	3/8	.375	9.53	5000
KD00406	13/32	.406	10.31	1000
KD00437*	7/16	.437	11.10	5000
KD00468	15/32	.468	11.89	1000
KD00500*	1/2	.500	12.70	5000
KD00531	17/32	.531	13.49	1000
KD00562*	9/16	.562	14.27	5000
KD00594	19/32	.594	15.09	1000
KD00625*	5/8	.625	15.88	5000
KD00656	21/32	.656	16.66	1000
KD00687*	11/16	.687	17.45	4000
KD00719	23/32	.719	18.26	1000
KD00750*	3/4	.750	19.05	4000
KD00812	13/16	.812	20.62	4000
KD00875*	7/8	.875	22.23	2000
KD00937*	15/16	.937	23.80	2000
KD01000*	1	1.000	25.40	2000
KD01062	1-1/16	1.062	26.97	2000
KD01125	1-1/8	1.125	28.58	2000
KD01187	1-3/16	1.187	30.15	2000
KD01250	1-1/4	1.250	31.75	2000
KD01312	1-5/16	1.312	33.32	2000
KD01375	1-3/8	1.375	34.93	2000
KD01437	1-7/16	1.437	36.50	2000
KD01500	1-1/2	1.500	38.10	2000
KD01562	1-9/16	1.562	39.67	2000
KD01625	1-5/8	1.625	41.28	1000
KD01687	1-11/16	1.687	42.85	1000
KD01750	1-3/4	1.750	44.45	1000
KD01812	1-13/16	1.812	46.02	1000
KD01875	1-7/8	1.875	47.63	1000
KD01937	1-15/16	1.937	49.20	1000
KD02000	2	2.000	50.80	500
KD02125	2-1/8	2.125	53.98	500
KD02250	2-1/4	2.250	57.15	500
KD02375	2-3/8	2.375	60.33	500
KD02500	2-1/2	2.500	63.50	500
KD02625	2-5/8	2.625	66.68	500
KD02750	2-3/4	2.750	69.85	500
KD02875	2-7/8	2.875	73.03	500
KD03000	3	3.000	76.20	500
KD03250	3-1/4	3.250	82.55	500
KD03500	3-1/2	3.500	88.90	500
KD03750	3-3/4	3.750	95.25	500
KD04000	4	4.000	101.60	250
KD04250	4-1/4	4.250	107.95	250
KD04500	4-1/2	4.500	114.30	250
KD04750	4-3/4	4.750	120.65	250
KD05000	5	5.000	127.00	250
KD05250	5-1/4	5.250	133.35	250
KD05500	5-1/2	5.500	139.70	250
KD05750	5-3/4	5.750	146.05	250
KD06000	6	6.000	152.40	250

* For other material and color options, contact customer service.

EZ-SH Series

Crepe Paper Masking Tape Disks

Ideal for powder coating and other high-temperature finishing processes.

Film Type: Crepe Paper

Maximum Temperature: 300°F (149°C)

Color: Off-White

Film Thickness: 7.5 mil total thickness

Adhesive Thickness: n/a

Adhesive Type: Acrylic

Caplugs No.	Size			Quantity Per Roll
	Fraction	Decimal	Metric	
EZ00093	3/32	.093	2.36	1000
EZ00125	1/8	.125	3.18	5000
EZ00156	5/32	.156	3.96	1000
EZ00187	3/16	.187	4.75	5000
EZ00218	7/32	.218	5.54	1000
EZ00250	1/4	.250	6.35	5000
EZ00281	9/32	.281	7.14	1000
EZ00312	5/16	.312	7.92	5000
EZ00343	11/32	.343	8.71	1000
EZ00375	3/8	.375	9.53	5000
EZ00406	13/32	.406	10.31	1000
EZ00437	7/16	.437	11.10	5000
EZ00468	15/32	.468	11.89	1000
EZ00500	1/2	.500	12.70	5000
EZ00531	17/32	.531	13.49	1000
EZ00562	9/16	.562	14.27	5000
EZ00594	19/32	.594	15.09	1000
EZ00625	5/8	.625	15.88	5000
EZ00656	21/32	.656	16.66	1000
EZ00687	11/16	.687	17.45	4000
EZ00719	23/32	.719	18.26	1000
EZ00750	3/4	.750	19.05	4000
EZ00812	13/16	.812	20.62	4000
EZ00875	7/8	.875	22.23	2000
EZ00937	15/16	.937	23.80	2000
EZ01000	1	1.000	25.40	2000
EZ01062	1-1/16	1.062	26.97	2000
EZ01125	1-1/8	1.125	28.58	2000
EZ01187	1-3/16	1.187	30.15	2000
EZ01250	1-1/4	1.250	31.75	2000
EZ01312	1-5/16	1.312	33.32	2000
EZ01375	1-3/8	1.375	34.93	2000
EZ01437	1-7/16	1.437	36.50	2000
EZ01500	1-1/2	1.500	38.10	2000
EZ01562	1-9/16	1.562	39.67	2000
EZ01625	1-5/8	1.625	41.28	1000
EZ01687	1-11/16	1.687	42.85	1000
EZ01750	1-3/4	1.750	44.45	1000
EZ01812	1-13/16	1.812	46.02	1000
EZ01875	1-7/8	1.875	47.63	1000
EZ01937	1-15/16	1.937	49.20	1000
EZ02000	2	2.000	50.80	500
EZ02125	2-1/8	2.125	53.98	500
EZ02250	2-1/4	2.250	57.15	500
EZ02375	2-3/8	2.375	60.33	500
EZ02500	2-1/2	2.500	63.50	500
EZ02625	2-5/8	2.625	66.68	500
EZ02750	2-3/4	2.750	69.85	500
EZ02875	2-7/8	2.875	73.03	500
EZ03000	3	3.000	76.20	500
EZ03250	3-1/4	3.250	82.55	500
EZ03500	3-1/2	3.500	88.90	500
EZ03750	3-3/4	3.750	95.25	500
EZ04000	4	4.000	101.60	250
EZ04250	4-1/4	4.250	107.95	250
EZ04500	4-1/2	4.500	114.30	250
EZ04750	4-3/4	4.750	120.65	250
EZ05000	5	5.000	127.00	250
EZ05250	5-1/4	5.250	133.35	250
EZ05500	5-1/2	5.500	139.70	250
EZ05750	5-3/4	5.750	146.05	250
EZ06000	6	6.000	152.40	250

TF-SH Series



Versatile material that is highly conformable and resistant to most chemicals.

Film Type: Teflon

Maximum Temperature: 400°F (204°C)

Color: Grey

Film Thickness: 2 mil

Adhesive Thickness: 1.7 mil

Adhesive Type: Silicone

Teflon Plating/Anodizing Disks

Caplugs No.	Size			Quantity Per Roll
	Fraction	Decimal	Metric	
TF00125	1/8	.125	3.18	2000
TF00187	3/16	.187	4.75	2000
TF00250	1/4	.250	6.35	2000
TF00312	5/16	.312	7.92	2000
TF00375	3/8	.375	9.53	2000
TF00437	7/16	.437	11.10	2000
TF00500	1/2	.500	12.70	2000
TF00562	9/16	.562	14.27	2000
TF00625	5/8	.625	15.88	2000
TF00687	11/16	.687	17.45	1000
TF00750	3/4	.750	19.05	1000
TF00812	13/16	.812	20.62	1000
TF00875	7/8	.875	22.23	500
TF00937	15/16	.937	23.80	500
TF01000	1	1.000	25.40	500
TF01062	1-1/16	1.062	26.97	500
TF01125	1-1/8	1.125	28.58	500
TF01187	1-3/16	1.187	30.15	500
TF01250	1-1/4	1.250	31.75	500
TF01312	1-5/16	1.312	33.32	500
TF01375	1-3/8	1.375	34.93	500
TF01437	1-7/16	1.437	36.50	500
TF01500	1-1/2	1.500	38.10	500
TF01562	1-9/16	1.562	39.67	500
TF01625	1-5/8	1.625	41.28	250
TF01687	1-11/16	1.687	42.85	250
TF01750	1-3/4	1.750	44.45	250
TF01812	1-13/16	1.812	46.02	250
TF01875	1-7/8	1.875	47.63	250
TF01937	1-15/16	1.937	49.20	250
TF02000	2	2.000	50.80	100

* For other material and color options, contact customer service.

AF-SH Series

Aluminum Foil Plating/Anodizing Disks

Ideal for painting, stripping and electroplating. Thermally conductive and resistant to chemicals and moisture.

Film Type: Aluminum Foil

Maximum Temperature: 300°F (149°C)

Color: Silver

Film Thickness: 2.8 mil

Adhesive Thickness: 1.8 mil

Adhesive Type: Acrylic

Note: Government specifications: SAE-AMS-T-23397

Caplugs No.	Size			Quantity Per Roll
	Fraction	Decimal	Metric	
AF00125	1/8	.125	3.18	2000
AF00187	3/16	.187	4.75	2000
AF00250	1/4	.250	6.35	2000
AF00312	5/16	.312	7.92	2000
AF00375	3/8	.375	9.53	2000
AF00437	7/16	.437	11.10	2000
AF00500	1/2	.500	12.70	2000
AF00562	9/16	.562	14.27	2000
AF00625	5/8	.625	15.88	2000
AF00687	11/16	.687	17.45	1000
AF00750	3/4	.750	19.05	1000
AF00812	13/16	.812	20.62	1000
AF00875	7/8	.875	22.23	500
AF00937	15/16	.937	23.80	500
AF01000	1	1.000	25.40	500
AF01062	1-1/16	1.062	26.97	500
AF01125	1-1/8	1.125	28.58	500
AF01187	1-3/16	1.187	30.15	500
AF01250	1-1/4	1.250	31.75	500
AF01312	1-5/16	1.312	33.32	500
AF01375	1-3/8	1.375	34.93	500
AF01437	1-7/16	1.437	36.50	500
AF01500	1-1/2	1.500	38.10	500
AF01562	1-9/16	1.562	39.67	500
AF01625	1-5/8	1.625	41.28	250
AF01687	1-11/16	1.687	42.85	250
AF01750	1-3/4	1.750	44.45	250
AF01812	1-13/16	1.812	46.02	250
AF01875	1-7/8	1.875	47.63	250
AF01937	1-15/16	1.937	49.20	250
AF02000	2	2.000	50.80	100

LF-SH Series

Lead Foil Plating/Anodizing Disks

Best suited for chrome, cadmium, nickel plating and chemical milling. Acid resistant and electrically conductive.

Film Type: Lead Foil

Maximum Temperature: 225°F (107°C)

Color: Silver

Film Thickness: 4.7 mil

Adhesive Thickness: 2.4 mil

Adhesive Type: Foil

Caplugs No.	Size			Quantity Per Roll
	Fraction	Decimal	Metric	
LF00125	1/8	.125	3.18	2000
LF00187	3/16	.187	4.75	2000
LF00250	1/4	.250	6.35	2000
LF00312	5/16	.312	7.92	2000
LF00375	3/8	.375	9.53	2000
LF00437	7/16	.437	11.10	2000
LF00500	1/2	.500	12.70	2000
LF00562	9/16	.562	14.27	2000
LF00625	5/8	.625	15.88	2000
LF00687	11/16	.687	17.45	1000
LF00750	3/4	.750	19.05	1000
LF00812	13/16	.812	20.62	1000
LF00875	7/8	.875	22.23	500
LF00937	15/16	.937	23.80	500
LF01000	1	1.000	25.40	500
LF01062	1-1/16	1.062	26.97	500
LF01125	1-1/8	1.125	28.58	500
LF01187	1-3/16	1.187	30.15	500
LF01250	1-1/4	1.250	31.75	500
LF01312	1-5/16	1.312	33.32	500
LF01375	1-3/8	1.375	34.93	500
LF01437	1-7/16	1.437	36.50	500
LF01500	1-1/2	1.500	38.10	500
LF01562	1-9/16	1.562	39.67	500
LF01625	1-5/8	1.625	41.28	250
LF01687	1-11/16	1.687	42.85	250
LF01750	1-3/4	1.750	44.45	250
LF01812	1-13/16	1.812	46.02	250
LF01875	1-7/8	1.875	47.63	250
LF01937	1-15/16	1.937	49.20	250
LF02000	2	2.000	50.80	100
LF004MM	–	.158	4.00	2000
LF006MM	–	.236	6.00	2000
LF007MM	–	.276	7.00	2000
LF008MM	–	.315	8.00	2000
LF009MM	–	.354	9.00	2000
LF010MM	–	.393	10.00	2000
LF012MM	–	.472	12.00	2000
LF013MM	–	.512	13.00	2000
LF014MM	–	.551	14.00	2000
LF015MM	–	.591	15.00	2000
LF016MM	–	.630	16.00	2000
LF018MM	–	.709	18.00	1000
LF019MM	–	.748	19.00	1000
LF020MM	–	.787	20.00	1000
LF022MM	–	.866	22.00	500
LF02500	2 1/2	2.500	63.50	100
LF025MM	–	.984	25.00	500
LF02750	2 3/4	2.750	69.85	100
LF030MM	–	1.180	30.00	500
LF035MM	–	1.380	35.00	250
LF037MM	–	1.460	37.00	500
LF050MM	–	1.970	50.00	250

* For other material and color options, contact customer service.

EV-SH Series

Electroplaters Vinyl Plating/Anodizing Disks



Highly conformable and resistant to chemicals and abrasion.

Film Type: Electroplaters Vinyl

Maximum Temperature: 170°F (77°C)

Color: White

Film Thickness: 6.3 mil

Adhesive Thickness: .8 mil

Adhesive Type: Rubber

*Not recommended for use with ketones, chlorinated hydrocarbons and esters.

Caplugs No.	Size			Quantity Per Roll
	Fraction	Decimal	Metric	
EV00125	1/8	.125	3.18	5000
EV00187	3/16	.187	4.75	5000
EV00250	1/4	.250	6.35	5000
EV00312	5/16	.312	7.92	5000
EV00375	3/8	.375	9.53	5000
EV00437	7/16	.437	11.10	5000
EV00500	1/2	.500	12.70	5000
EV00562	9/16	.562	14.27	5000
EV00625	5/8	.625	15.88	5000
EV00687	11/16	.687	17.45	4000
EV00750	3/4	.750	19.05	4000
EV00812	13/16	.812	20.62	4000
EV00875	7/8	.875	22.23	2000
EV00937	15/16	.937	23.80	2000
EV01000	1	1.000	25.40	2000
EV01062	1-1/16	1.062	26.97	2000
EV01125	1-1/8	1.125	28.58	2000
EV01187	1-3/16	1.187	30.15	2000
EV01250	1-1/4	1.250	31.75	2000
EV01312	1-5/16	1.312	33.32	2000
EV01375	1-3/8	1.375	34.93	2000
EV01437	1-7/16	1.437	36.50	2000
EV01500	1-1/2	1.500	38.10	2000
EV01562	1-9/16	1.562	39.67	2000
EV01625	1-5/8	1.625	41.28	1000
EV01687	1-11/16	1.687	42.85	1000
EV01750	1-3/4	1.750	44.45	1000
EV01812	1-13/16	1.812	46.02	1000
EV01875	1-7/8	1.875	47.63	1000
EV01937	1-15/16	1.937	49.20	1000
EV02000	2	2.000	50.80	500

Extremely effective when masking a flat surface, **custom die-cuts** are **quick and easy** to apply and remove – and can even be fitted with **pull tabs** to expedite the removal process. The solution is ideal for **wet paint, powder coating, e-coating and plating operations**. Custom die-cuts are also an **economical way** to eliminate tedious manual masking steps from any finishing line.

Caplugs offers four unique die-cutting processes to produce a wide range of solutions for product protection and masking purposes.

- **Plotter** – Customizable and inexpensive. No tooling required. Quickest way to produce samples from multiple file formats. Ideal for small runs and making die-cut kits together.
- **Steel Rule Die Press** – Known as "cookie-cutter dies." Low-cost tooling option for short-run productions.
- **Rotary Die-Cutter** – Tooling required to create a cylindrical solid engraved die for a rotary press. Ideal for high-volume runs.
- **Magnetic Plate Die-Cutting** – Same as Rotary, but using a thinner magnetic plate tool to wrap around a base magnetic cylinder. Economical tooling cost for high-volume runs.

Additional options include:

- Kits
- Perforated liner
- Slit back liner
- Carrier tape
- Pull tabs

* For other material and color options, contact customer service.

Comprehensive custom die-cutting capabilities

Prototypes in **24** hours

Custom die-cut designs from a simple sketch or drawing

Hold **tolerances** of ± 0.002" on a 24" length

Masks supplied in rolls, sheets or **pre-assembled** kits

Capacity for full **in-house** custom converting

Custom die-cut **samples** provided upon drawing approval

PCD-SH Series

PC21 Green Polyester Tape Donuts

A die-cut donunt version of our PC21 high temperature polyester film tape. It is the industry standard for general purpose powder coating applications. Recommended for masking during powder coating, e-coating and anodizing processes, but can also be used to mask off areas that do not require coating.

- Temperatures up to 400°F (204°C)
- 2 mil polyester, 1.5 mil silicone adhesive
- Silicone adhesive will not leave an adhesive residue

Material: Polyester **Color:** Green

PC-SH Series

PC21 Green Polyester Tape Squares



A die-cut square version of our PC21 high temperature polyester film tape. It is the industry standard for general purpose powder coating applications. Recommended for masking during powder coating, e-coating and anodizing processes, but can also be used to mask off areas that do not require coating.

- Temperatures up to 400°F (204°C)
- 2 mil polyester, 1.5 mil silicone adhesive
- Silicone adhesive will not leave an adhesive residue

Material: Polyester **Color:** Green

PC-SH Series

PC21 Green Polyester Tape Rectangles



A die-cut rectangle version of our PC21 high temperature polyester film tape. It is the industry standard for general purpose powder coating applications. Recommended for masking during powder coating, e-coating and anodizing processes, but can also be used to mask off areas that do not require coating.

- Temperatures up to 400°F (204°C)
- 2 mil polyester, 1.5 mil silicone adhesive
- Silicone adhesive will not leave an adhesive residue

Material: Polyester **Color:** Green

* For other material and color options, contact customer service.

PC21 Green Polyester Tape Donuts PCD-SH Series

Caplugs No.	Dimensions				Packaging
	Width		Length		Quantity Per Roll
	I.D. In	I.D. mm	O.D. In	O.D. mm	
PCD125x500	.125	3.17	.500	12.70	1000
PCD187x500	.187	4.75	.500	12.70	1000
PCD250x500	.250	6.35	.500	12.70	1000
PCD250x750	.250	6.35	.750	19.05	1000
PCD125x312	.125	3.17	.312	7.92	1000
PCD156x375	.156	3.96	.375	14.27	1000
PCD250x562	.250	6.35	.562	14.27	1000
PCD281x625	.281	7.13	.625	15.87	1000
PCD375x875	.375	9.52	.875	22.22	1000
PCD406x812	.406	10.31	.812	20.62	1000
PCD500x1250	.500	12.70	1.250	31.75	500
PCD562x1375	.562	14.27	1.375	34.92	500

PC21 Green Polyester Tape Squares PC-SH Series

Caplugs No.	Dimensions				Packaging
	Width		Length		Quantity Per Roll
	In	mm	In	mm	
PC0250SQ	.250	6.35	.250	6.35	1000
PC0375SQ	.375	9.52	.375	9.52	1000
PC0500SQ	.500	12.70	.500	12.70	1000
PC0625SQ	.625	15.87	.625	15.87	1000
PC0750SQ	.750	19.05	.750	19.05	1000
PC01000SQ	1.000	25.40	1.000	25.40	500
PC01500SQ	1.500	38.10	1.500	38.10	500
PC02000SQ	2.000	50.80	2.000	50.80	250

PC21 Green Polyester Tape Rectangles PC-SH Series

Caplugs No.	Dimensions				Packaging
	Width		Length		Quantity Per Roll
	In	mm	In	mm	
PC250x500RT	.250	6.35	.500	12.70	1000
PC250x750RT	.250	6.35	.750	19.05	1000
PC250x1000RT	.250	6.35	1.000	25.40	1000
PC500x750RT	.500	12.70	.750	19.05	1000
PC500x1000RT	.500	12.70	1.000	25.40	1000
PC750x1000RT	.750	19.05	1.000	25.40	500

WBD-SH Series

Wishbone™ Discs



WBD-SH Series Wishbone™ Discs have a unique tab for easy application and removal. Commonly used during powder coating and anodizing applications.

- Recommended temperatures up to 400°F (204°C)
- 2 mil polyester, 1.5 mil silicone adhesive
- Quick removal tab
- Patent Protected, US Patent #6,656,558
  International Patents in Force

Material: Polyester **Color:** Green

* For other material and color options, contact customer service.

Wishbone™ Discs WBD-SH Series

Caplugs No.	Diameter			Discs Per Roll
	In	Decimal	mm	
WBD00394	–	.394	10.00	500
WBD00438	7/16	.438	11.10	500
WBD00500	1/2	.500	12.70	500
WBD00563	9/16	.563	14.30	500
WBD00594	19/32	.594	15.10	500
WBD00626	–	.626	15.90	500
WBD00630	–	.630	16.00	500
WBD00685	11/16	.685	17.40	500
WBD00750	3/4	.750	19.00	500
WBD00787	–	.787	20.00	500
WBD00812	13/16	.812	20.60	500
WBD00843	27/32	.843	21.40	500
WBD00875	7/8	.875	22.20	500
WBD01000	1	1.000	25.40	500
WBD01063	1 1/16	1.063	27.00	500
WBD01125	1 1/8	1.125	28.60	500
WBD01250	1 1/4	1.250	31.80	500
WBD01375	1 3/8	1.375	34.90	500
WBD01500	1 1/2	1.500	38.10	500
WBD01625	1 5/8	1.625	41.30	250
WBD01750	1 3/4	1.750	44.50	250
WBD01875	1 7/8	1.875	47.60	250
WBD02000	2	2.000	50.80	250
WBD02250	2-1/4	2.250	57.20	100
WBD02375	2-3/8	2.375	60.30	100
WBD02500	2-1/2	2.500	63.50	100
WBD02750	2-3/4	2.750	69.90	100
WBD03000	3	3.000	76.20	100
WBD04000	4	4.000	101.60	100

AIR-SH Series

Aircraft Window Masks

Paint removal masks safeguard windows by forming an impenetrable barrier against chemical action. The masks are pre-cut to aircraft window sizes from high-quality pressure sensitive aluminum foil.

Paint masks fit like a template over the entire window assembly to protect against paint overspray. The material is a strong, crepe-masking tape, pre-cut to window-to-window dimensions and carried on an easily removed liner.

Masks can be ordered in either aluminum for stripping applications, or paper for painting applications. Custom masks for any aircraft can be manufactured to your specifications. Contact customer service for details.

Material: Crepe Paper or Aluminum

Note: Quantity for each kit is predetermined by the number of windows on the aircraft model.

AR-SH & CD-SH Series

Inspection/Identification Arrows and Dots

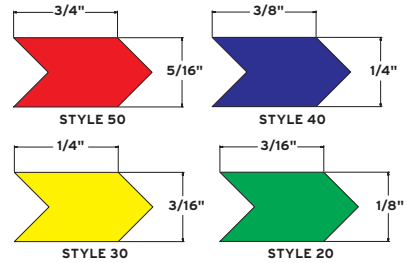

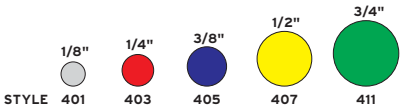

Inspection/Identification Arrows and Dots can be permanently affixed or removed without leaving any residue. They are color-coded to identify and point directly to problem areas on any equipment.

- Recommended temperatures up to 46°F (7°C)
- Use for flagging, identification, quality inspections or to indicate repair

Material: Paper or Vinyl **Color:** See chart for color coding

EP58-SH Series

Edge Protectors

EP58-SH Series protects PC Board Connector Surfaces. Use during cleaning, dipping, & solder wave. Available in other materials

- Temperatures up to 350°F (177°C)
- Easily cuts to required lengths
- Reusable

Material: Neoprene **Color:** See chart

Note:
Sample will represent one-foot length.
Sold in individual 30" pieces.

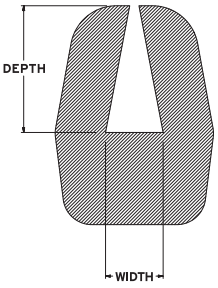

* For other material and color options, contact customer service.

Aircraft Window Masks AIR-SH Series

Model & Caplugs No. Add suffix to Caplugs No. for Item Number to order AL = Aluminum P = Paper											
Airbus	Boeing*	Bombardier	British Aerospace	Cessna	DeHavilland	Fokker	Falcon Jet*	Gulfstream	Lockheed	McDonnell Douglas	Tupolev
A300 A310 A320 A330	B707 B720 B727 B737 B747 B757 B767 B777 *Also Available in Mylar	CRJ200	BAC111 BAE146	Citation	DHC8	F27 F28	F50 F100 F200 F900 *Available in Small, Medium & Large (Add "S", "M", or "L" to end of item number to order)	Cockpit: GUL-C Porthole: GUL	C130 L1011	MD11 MD80 MD81 MD82 MD83 MD90 DC8 DC9 DC10	TU-154

Z = Paper
F = Fluorescent
V = Vinyl

Inspection/Identification Arrows and Dots AR-SH & CD-SH Series

Materials	Colors	CD-SH Dots Part No.	AR-SH Arrows Part No.	Quantity
Paper	**Standard** Red, Orange, White, Green, Yellow, Blue	**401Z**	**20Z**	1000/5000
		403Z	**30Z**	1000/5000
		405Z	**40Z**	1000/5000
		407Z	**50Z**	1000/5000
		411Z	**–**	1000/5000
	Fluorescent Red, Pink, Yellow, Black	**401F**	**20ZF**	1000/5000
		403F	**30ZF**	1000/5000
		405ZF	**40ZF**	1000/5000
		407ZF	**50ZF**	1000/5000
Vinyl	Red, Blue, Yellow, Green Black, Brown, White, Orange	**401ZV**	**20ZV**	1000/5000
		403ZV	**30ZV**	1000/5000
		405ZV	**40ZV**	1000/5000
		407ZV	**50ZV**	1000/5000

Edge Protectors EP58-SH Series

Caplugs No.	Colors	Conductivity	Dimensions					
			Width		Depth		Length	
			In	mm	In	mm	In	mm
EP5812	Grey	Non-Conductive	.050	1.27	.16	4.06	30	762
EP5816	Grey	Non-Conductive	.062	1.57	.312	7.92	30	762
EP5820	Grey	Non-Conductive	.062	1.57	.437	11.10	30	762
EP5816C	Black	Conductive	.062	1.57	.312	7.92	30	762
EP5820C	Black	Conductive	.062	1.57	.437	11.10	30	762

SK-SH Series

Masking Starter Kits

A series of starter kits each containing a small selection of masking products that can be used together. Each kit is packaged in a plastic box, which is sectionalized and labeled to identify the parts. These kits are ideal for research and development work, small runs or for hobbyists.

Material: Various **Color:** Various (color-coded for sizing)

Note: This kit is for purchasing only, samples of the kit are not available.

MKITS HVC Series

High Temperature Vinyl Masking Kit

Masking product kits allow you to keep a wide variety of sizes and styles on hand for quick and easy access. Flex500 is an innovative material formulated to withstand temperatures 500°F (260°C) and beyond. MKit caps are ideal for masking applications including powder coating, e-coating, painting and more.

Purchase one of our masking kits and get the carrying case free – a $30 value. If you would rather build your own custom kit, just purchase $100 in Micro Paks and get the carrying case free. Please reference the free case promotion when placing a custom kit order.

Material: Flex500® **Color:** Black

Note: This kit is for purchasing only, samples of the kit are not available.

MKITS VC Series

Standard Vinyl Masking Kit

Vinyl product kits allow you to keep a wide variety of sizes and styles on hand for quick and easy access.

Purchase one of our masking kits and get the carrying case free – a $30 value. If you would rather build your own custom kit, just purchase $100 in Micro Paks and get the carrying case free. Please reference the free case promotion when placing a custom kit order.

Material: Vinyl **Color:** Various (color-coded for sizing)

Note: This kit is for purchasing only, samples of the kit are not available.

* For other material and color options, contact customer service.

Masking Starter Kits SK-SH Series

SK1 350°F (177°C)	SK2 350°F (177°C)	SK4 600°F (315°C)	SK5 600°F (315°C)	SK6 600°F (315°C)	SK7 300°F (149°C)	SK8 600°F (315°C)
• 11 sizes of vinyl caps • 7 sizes of pull plugs	• 13 sizes of vinyl caps • 5 self-threading plugs (STP) 2-56 to 8-32	• 12 sizes of Ultrabake™ caps • 6 sizes of Ultrabake™ pull-plugs	• 18 different reusable caps • Internal diameters from 3/32" to 7/8"	• Metric cap sizes M1 to M14	• Various sizes of cork plugs	• 18 different reusable Ultrabake™ pull-plugs • 1/16" to 1/2" diameter
SK9 350°F (177°C)	**SK10 350°F (177°C)**	**SK11 350°F (177°C)**	**SK12 600°F (315°C)**	**SK13 150°F (66°C)**	**SK14 600°F (315°C)**	**SK15 600°F (315°C)**
• Various sizes of EPDM pull-plugs	• Various sizes of reusable Green Neoprene plugs	• Various sizes of reusable Black Neoprene plugs	• Various sizes of reusable plugs	• Various sizes of reusable rubber plugs	• Various sizes Ultrabake™ Flangeless plugs	• Various styles and sizes of Ultrabake™ caps and plugs

High Temperature Vinyl Masking Kit MKITS HVC Series

Flex500® masking kits include one Micro Pak of the following:

Small Diameter Kit - MKIT-HVC-062-281			Large Diameter Kit - MKIT-HVC-312-1000		
HVC	HVC	HTP	HVC	HVC	HTP
062-10	172-16	6	312-16	500-16	9
080-10	187-16	8	343-16	625-16	10
093-12	203-16	-	375-16	750-16	-
109-12	218-16	-	406-16	875-16	-
125-16	234-16	-	437-16	1000-16	-
140-16	250-16	-	-	-	-
156-16	281-16	-	-	-	-

Standard Vinyl Masking Kit MKITS VC Series

Vinyl masking kits include one Micro Pak of the following:

Small Diameter Kit - MKIT-VC-062-281			Large Diameter Kit - MKIT-VC-312-1000		
VC	VC	TP	VC	VC	TP
062-10	172-16	6	312-16	500-16	9
080-10	187-16	8	343-16	625-16	10
093-12	203-16	-	375-16	750-16	-
109-12	218-16	-	406-16	875-16	-
125-16	234-16	-	437-16	1000-16	-
140-16	250-16	-	-	-	-
156-16	281-16	-	-	-	-

Hook Series

V-Hooks, S-Hooks, C-Hooks, CV-Hooks

Our hooks are ideal for both powder & e-coating processes. They are manufactured from high quality spring tempered steel.

- Minimal hook mark
- Solid metal-to-metal contact for increased conductivity
- Consistent grounding for more cycles
- Increased hook life without stripping (burn off)
- Over 200 standard sizes

Material: Spring Tempered Steel **Color:** Metal

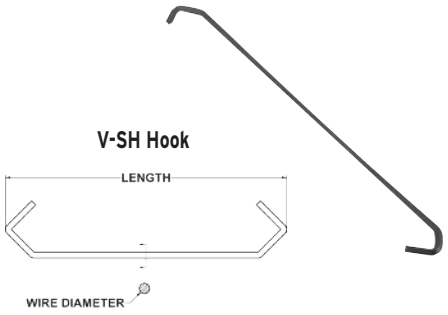

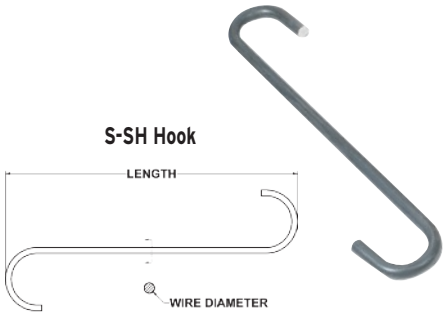

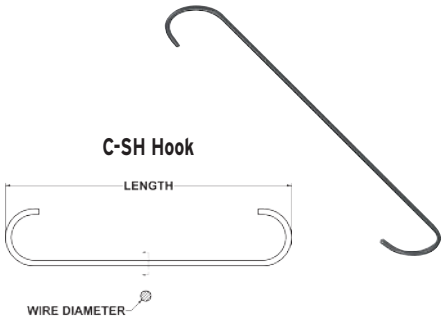

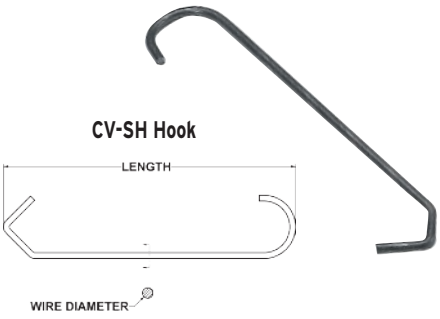

Custom Hooks

Through state-of-the-art equipment, we have the capability to manufacture custom hooks. Caplugs will supply samples, formed to your exact specifications, within 2 days (depending on your complexity of custom hooks). Call us today.

Hook Part Numbers

XX - XXX - XX - XX

Hook Shape	Hook Wire Diameter	Hook Length	Hook Angle
V	044 (.044")	3"	The hook angle is measured clockwise looking at the bottom hook end
S	062 (.062")	4"	
C	076 (.076")	5"	
CV	120 (.120")	6"	
SQV	180 (.180")	10"	

Hook Loads

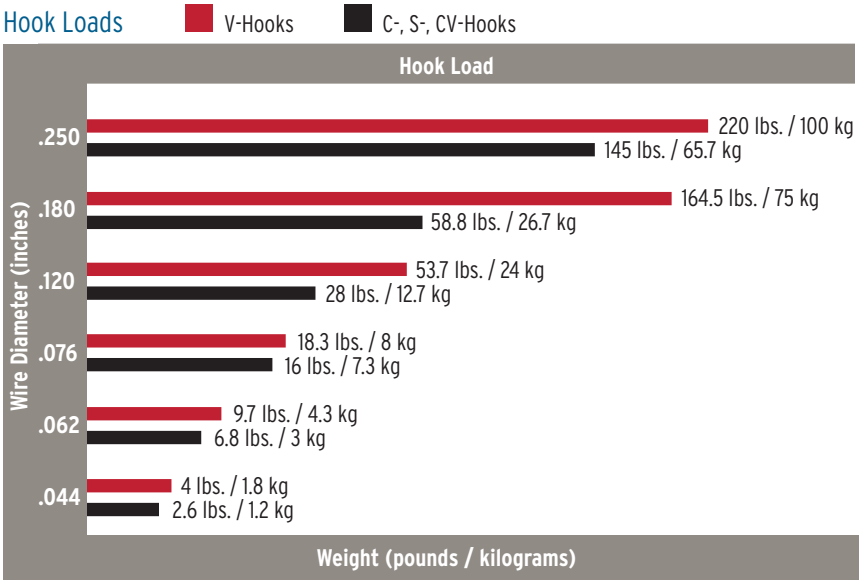

This load data was compiled under static load conditions in a laboratory and is given for reference only. The actual dynamic load capacity will vary. It is the customer's obligation to determine whether the actual dynamic load capacity is suitable for the customer's purpose.

* For other material and color options, contact customer service.

V-Hooks, S-Hooks, C-Hooks, CV-Hooks Hook Series

V-SH Hooks	S-SH Hooks	C-SH Hooks	CV-SH Hooks	Dimensions				Angle	Packaging
				Wire Diameter		Length			Quantity Per Bag
				In	mm	In	mm		
V-044-2			CV-044-2	.044	1.12	2.00	50.80		1000
V-062-2.5			CV-062-2	.062	1.57	2.50	63.50		1000
V-062-2.5-90				.062	1.57	2.50	63.50	90	1000
V-076-2.5			CV-076-2	.076	1.93	2.50	63.50		1000
V-044-3	S-044-3	C-044-3	CV-044-3	.044	1.12	3.00	76.20		1000
V-062-3	S-062-3	C-062-3		.062	1.57	3.00	76.20		1000
V-062-3-90		C-062-3-90		.062	1.57	3.00	76.20	90	1000
V-076-3	S-076-3	C-076-3		.076	1.93	3.00	76.20		1000
V-044-4		C-044-4		.044	1.12	4.00	101.60		1000
V-062-4	S-062-4	C-062-4	CV-062-4	.062	1.57	4.00	101.60		1000
V-062-4-90		C-062-4-90		.062	1.57	4.00	101.60	90	1000
V-076-4	S-076-4	C-076-4	CV-076-4	.076	1.93	4.00	101.60		1000
V-076-4-90				.076	1.93	4.00	101.60	90	1000
V-120-4			CV-120-4	.120	3.05	4.00	101.60		1000
V-120-4-90				.120	3.05	4.00	101.60	90	1000
V-180-4			CV-180-4	.180	4.57	4.00	101.60		1000
V-180-5	S-180-5			.180	4.57	5.00	127.00		1000
V-062-6	S-062-6	C-062-6	CV-062-6	.062	1.57	6.00	152.40		1000
V-062-6-90				.062	1.57	6.00	152.40	90	1000
V-076-6	S-076-6	C-076-6	CV-076-6	.076	1.93	6.00	152.40		1000
V-076-6-90				.076	1.93	6.00	152.40	90	1000
V-120-6	S-120-6	C-120-6	CV-120-6	.120	3.05	6.00	152.40		1000
V-076-7			CV-076-7	.076	1.93	7.00	177.80		1000
V-076-7-90				.076	1.93	7.00	177.80	90	1000
V-120-7			CV-120-7	.120	3.05	7.00	177.80		1000
V-120-7-90				.120	3.05	7.00	177.80	90	1000
			CV-180-7	.180	4.57	7.00	177.80		500
V-076-8	S-076-8	C-076-8	CV-076-8	.076	1.93	8.00	203.20		500
V-076-8-90				.076	1.93	8.00	203.20	90	500
V-120-8	S-120-8	C-120-8	CV-120-8	.120	3.05	8.00	203.20		500
V-120-8-90				.120	3.05	8.00	203.20	90	500
V-180-8	S-180-8	C-180-8	CV-180-8	.180	4.57	8.00	203.20		250
V-076-10	S-076-10	C-076-10		.076	1.93	10.00	254.00		500
V-120-10	S-120-10	C-120-10	CV-120-10	.120	3.05	10.00	254.00		500
V-120-10-90				.120	3.05	10.00	254.00	90	500
V-180-10	S-180-10	C-180-10		.180	4.57	10.00	254.00		250
V-076-12				.076	1.93	12.00	304.80		500
V-076-12-90				.076	1.93	12.00	304.80	90	500
V-120-12	S-120-12	C-120-12	CV-120-12	.120	3.05	12.00	304.80		500
V-120-12-90				.120	3.05	12.00	304.80	90	500
V-180-12	S-180-12	C-180-12		.180	4.57	12.00	304.80		250
V-076-14				.076	1.93	14.00	355.60		500
V-076-14-90				.076	1.93	14.00	355.60	90	500
V-120-14	S-120-14	C-120-14	CV-120-14	.120	3.05	14.00	355.60		500
V-180-14	S-180-14	C-180-14		.180	4.57	14.00	355.60		250
			CV-180-16	.180	4.57	16.00	406.40		250
V-076-18				.076	1.93	18.00	457.20		500
V-120-18				.120	3.05	18.00	457.20		250
V-120-18-90				.120	3.05	18.00	457.20	90	250
V-180-18			CV-180-18	.180	4.57	18.00	457.20		250
V-180-18-90				.180	4.57	18.00	457.20	90	250
V-076-24				.076	1.93	24.00	609.60		500
V-120-24	S-120-24	C-120-24		.120	3.05	24.00	609.60		250
V-180-24	S-180-24		CV-180-24	.180	4.57	24.00	609.60		250
V-180-24-90				.180	4.57	24.00	609.60	90	250
V-120-32				.120	3.05	32.00	812.80		250
V-180-32				.180	4.57	32.00	812.80		250

SQV-SH Series



Square V-Hooks

Our square V-Hooks are ideal for both powder & e-coating processes. They are manufactured from high quality spring steel.

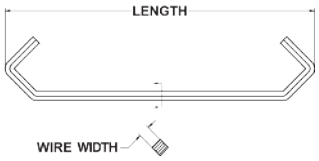

- Reduced hook mark
- Consistent grounding for more cycles
- Increased hook life without stripping (burn off)

Material: Spring Tempered Steel **Color:** Metal

Snap Hooks



SHVA-SH, SHVB-SH, SHVC-SH Snap Hooks

Our hooks are designed for use during powder & liquid coating processes. They are manufactured from high quality spring steel.

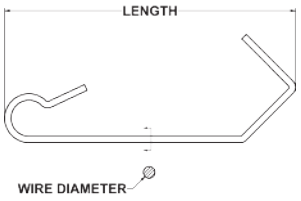

- Maintains fixed spacing
- Locks firmly into position
- Solid metal to metal contact for conductivity
- High load capacity (see load chart)

Material: Spring Tempered Steel **Color:** Metal

Snap Hook Part Numbers

XXX X - XXX - XXX

Hook Shape	Rod Diameter	Hook Wire Diameter	Hook Angle
SHV	A = 3/16" B = 1/4" C = 3/8"	044 (.044") 062 (.062") 076 (.076") 120 (.120") 180 (.180")	1.75" 2" 3" 4" 6"

Caplugs No.	Dimensions				Packaging
	Wire Width		Length		Quantity Per Bag
	In	mm	In	mm	
SHVA-044-1.75	.044	1.12	1.75	44.45	1000
SHVA-062-1.75	.062	1.57	1.75	44.45	1000
SHVA-076-1.75	.076	1.93	1.75	44.45	1000
SHVB-044-1.75	.044	1.12	1.75	44.45	1000
SHVB-062-1.75	.062	1.57	1.75	44.45	1000
SHVB-076-1.75	.076	1.93	1.75	44.45	1000
SHVC-044-1.75	.044	1.12	1.75	44.45	1000
SHVC-062-1.75	.062	1.57	1.75	44.45	1000
SHVC-076-1.75	.076	1.93	1.75	44.45	1000

* For other material and color options, contact customer service.

Square V-Hooks SQV-SH Series

Caplugs No.	Dimensions				Packaging
	Wire Width		Length		Quantity Per Bag
	In	mm	In	mm	
SQV-120-4	.120	3.05	4.00	101.60	1000
SQV-180-4	.180	4.57	4.00	101.60	500
SQV-250-4	.250	6.35	4.00	101.60	250
SQV-120-6	.120	3.05	6.00	152.40	1000
SQV-180-6	.180	4.57	6.00	152.40	500
SQV-250-6	.250	6.35	6.00	152.40	250
SQV-120-8	.120	3.05	8.00	203.20	500
SQV-180-8	.180	4.57	8.00	203.20	250
SQV-250-8	.250	6.35	8.00	203.20	250
SQV-120-12	.120	3.05	12.00	304.80	250
SQV-180-12	.180	4.57	12.00	304.80	250
SQV-250-12	.250	6.35	12.00	304.80	125
SQV-120-16	.120	3.05	16.00	406.40	250
SQV-180-16	.180	4.57	16.00	406.40	250
SQV-250-16	.250	6.35	16.00	406.40	125
SQV-120-20	.120	3.05	20.00	508.00	250
SQV-180-20	.180	4.57	20.00	508.00	125
SQV-250-20	.250	6.35	20.00	508.00	125
SQV-120-24	.120	3.05	24.00	609.60	250
SQV-180-24	.180	4.57	24.00	609.60	125
SQV-250-24	.250	6.35	24.00	609.60	125

SHVA-SH, SHVB-SH, SHVC-SH Snap Hooks Snap Hooks

Caplugs No.	Dimensions				Packaging
	Wire Width		Length		Quantity Per Bag
	In	mm	In	mm	
SHVA-062-2	.062	1.57	2.00	50.80	1000
SHVA-076-2	.076	1.93	2.00	50.80	1000
SHVB-062-2	.062	1.57	2.00	50.80	1000
SHVB-076-2	.076	1.93	2.00	50.80	1000
SHVC-062-2	.062	1.57	2.00	50.80	1000
SHVC-076-2	.076	1.93	2.00	50.80	1000
SHVA-044-3	.044	1.12	3.00	76.20	1000
SHVA-062-3	.062	1.57	3.00	76.20	1000
SHVB-044-3	.044	1.12	3.00	76.20	1000
SHVB-062-3	.062	1.57	3.00	76.20	1000
SHVC-044-3	.044	1.12	3.00	76.20	1000
SHVC-062-3	.062	1.57	3.00	76.20	1000
SHVA-044-4	.044	1.12	4.00	101.60	1000
SHVA-062-4	.062	1.57	4.00	101.60	1000
SHVA-076-4	.076	1.93	4.00	101.60	1000
SHVB-044-4	.044	1.12	4.00	101.60	1000
SHVB-062-4	.062	1.57	4.00	101.60	1000
SHVB-076-4	.076	1.93	4.00	101.60	1000
SHVC-044-4	.044	1.12	4.00	101.60	1000
SHVC-062-4	.062	1.57	4.00	101.60	1000
SHVC-076-4	.076	1.93	4.00	101.60	1000
SHVA-044-6	.044	1.12	6.00	152.40	1000
SHVA-062-6	.062	1.57	6.00	152.40	1000
SHVA-076-6	.076	1.93	6.00	152.40	1000
SHVB-044-6	.044	1.12	6.00	152.40	1000
SHVB-062-6	.062	1.57	6.00	152.40	1000
SHVB-076-6	.076	1.93	6.00	152.40	1000
SHVC-044-6	.044	1.12	6.00	152.40	1000
SHVC-062-6	.062	1.57	6.00	152.40	1000
SHVC-076-6	.076	1.93	6.00	152.40	1000

VB-SH Series



Smart Hooks™

To be used with our modular rack & smart bar.

- Perfect contact every time
- Hooks lock into position

Material: Spring Tempered Steel **Color:** Metal

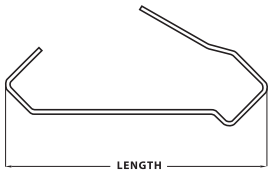

SB-SH Series

Smart Bar™

To be used with our modular racks. Design your own custom rack from our list of stock parts.

- Perfect contact every time
- Hooks lock into position

Material: Spring Tempered Steel **Color:** Metal

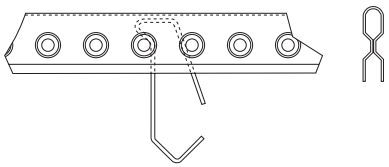

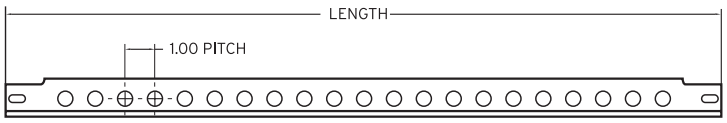

* For other material and color options, contact customer service.

Smart Hooks™ VB-SH Series

V-Hooks	Dimensions				Angle	Packaging
	Wire Diameter		Length			Quantity Per Bag
	In	mm	In	mm		
VB-047-2-270	.047	1.19	2.00	50.80	270°	500
VB-047-2.5-270	.047	1.19	2.50	63.50	270°	500
VB-044-3-90	.044	1.12	3.00	76.20	90°	500
VB-047-3-270	.047	1.19	3.00	76.20	270°	500
VB-062-3	.062	1.57	3.00	76.20		500
VB-062-3-270	.062	1.57	3.00	76.20	270°	500
VB-047-4	.047	1.19	4.00	101.60		500
VB-062-4	.062	1.57	4.00	101.60		500
VB-062-4-270	.062	1.57	4.00	101.60	270°	500
VB-076-4	.076	1.93	4.00	101.60		500
VB-076-4-270	.076	1.93	4.00	101.60	270°	500

Smart Bar™ SB-SH Series

V-Hooks	Dimensions			
	Length		Height	
	In	mm	In	mm
SB-24	24.000	609.60	1.26	32.00
SB-36	36.000	914.40	1.26	32.00
SB-48	48.000	1219.20	1.26	32.00

Modular Racks

Custom Rack Design

Design your own custom rack from our list of stock parts.

Material: Steel Bar and Spring Steel **Color:** Metal

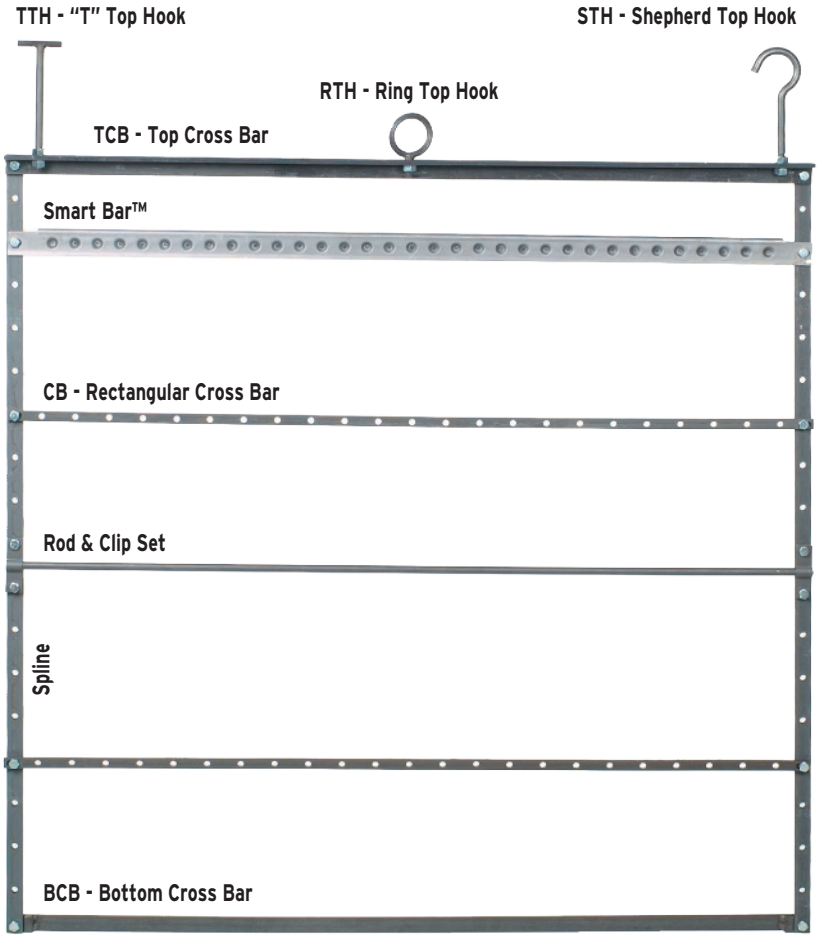

TCB-SH Series (Top Cross Bars)	
Caplugs No.	**Length**
TCB-24	24"
TCB-36	36"
TCB-48	48"
SPLINE-SH Series (Splines)	
Caplugs No.	**Length**
SPLINE-24	24"
SPLINE-36	36"
SPLINE-48	48"
CB-SH Series (Rectangular Cross Bars)	
Caplugs No.	**Length**
CB-24	24"
CB-36	36"
CB-48	48"
BCB-SH Series (Bottom Cross Bars)	
Caplugs No.	**Length**
BCB-24	24"
BCB-36	36"
BCB-48	48"
TH-SH Series (Top Hooks)	
STH	Shephard Top Hook
TTH	"T" Hook
RTH	Ring Hook
ROD-SH Series (Rod and Clip Sets)	
Caplugs No.	**Length**
ROD-3/16-24	24"
ROD-3/16-36	36"
ROD-3/16-48	48"
ROD-1/4-24	24"
ROD-1/4-36	36"
ROD-1/4-48	48"
ROD-3/8-24	24"
ROD-3/8-36	36"
ROD-3/8-48	48"

* For other material and color options, contact customer service.

UWH-SH Series

Spin Hooks

A low-cost solution to increase powder-coating capability.

- Ability to rotate part or rack
- Ball bearing construction
- Capable of producing conveyor hooks

Material: Steel **Color:** Metal

Part Number
UWC-1

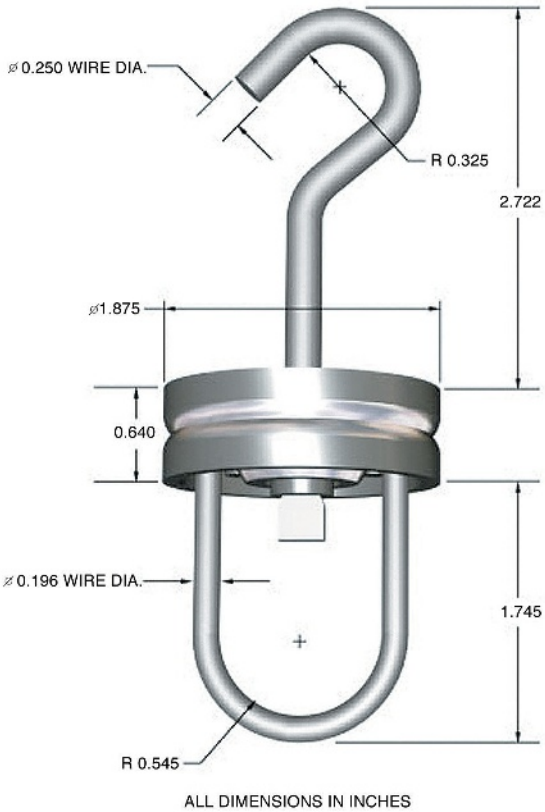

ALL DIMENSIONS IN INCHES

Part Number
UWV-1

Packaging & Netting

Caplugs packaging and netting products are designed to protect parts from contaminants and impact damage. Our plastic tubing, netting and containers are available in a wide variety of sizes, styles and colors.

These products are ideal for industrial and consumer packaging, and can also be used as finished packaging solutions.



We can pad-print our tubing and containers to personalize your packaging with logo, instructions, disclaimers and more.

SW Series



Standard-Duty Sleeve-Web® Netting

SW Series standard-duty Sleeve-Web® netting [approximately .070" (1.78 mm) thick] provides low-cost protection against physical damage to exterior surfaces of machined, ground, polished, plated, coated or threaded cylindrical parts. Its elasticity ensures a snug fit and a nonslip grip on straight-sided parts or those with varying contours.

Material: Low-Density Polyethylene **Color:** See chart

Note: Samples are cut to 1 foot.

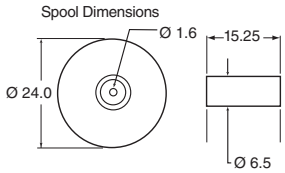

SW Series

Light-Duty Sleeve-Web® Netting

SW Series light-duty Sleeve-Web® netting [approximately .060" (1.52 mm) thick] protects lighter parts. Ideal for irregular-shaped products, it stretches easily to twice its diameter, while its elastic properties allow it to pull tightly around smaller sections. Inexpensive, attractive, and easily applied wrapping for long, narrow items such as wires, glass rods, tubing and rolled paper.

Material: Low-Density Polyethylene **Color:** See chart

Note: Samples are cut to 1 foot.

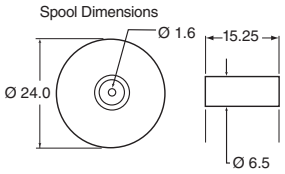

SW Series

Heavy-Duty Sleeve-Web® Netting

SW Series heavy-duty Sleeve-Web® netting [approximately .080" (2.03 mm) thick] has a thicker extrusion, more strands, and closer spacing. It offers an extra measure of protection for valuable precision components like heavy duty truck parts, screw cylinders, spline shafts, couplings, roller bearing assemblies, pistons, and heavy threaded fittings. Eliminates high cost, time-consuming labor associated with traditional protective wrappings like paper, cardboard, styrofoam or wood.

Material: Low-Density Polyethylene **Color:** See chart

Note: Samples are cut to 1 foot.

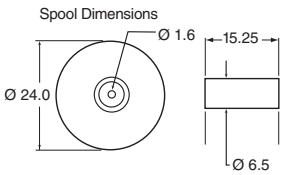

For other material and color options, contact customer service.

Standard-Duty Sleeve-Web Netting SW Series

Caplugs No.	Dimensions		Color	Packaging			
	To Fit O.D.	To Fit O.D.		Standard Coil		Mini Coil	
	In	mm		Feet	meters	Feet	meters
SW-03	1/4 to 3/8	6.35 - 9.53	Orange	3500	1066	700	213
SW-04	3/8 to 3/4	9.53 - 19.05	Green	3000	914	600	180
SW-05	1/2 to 1	12.70 - 25.40	Blue	2750	840	550	170
SW-10	1 to 1-1/2	25.40 - 38.10	Red	1700	520	340	100
SW-15	1-1/2 to 2	38.10 - 50.80	Black	900	270	180	55
SW-20	2 to 2-1/2	50.80 - 63.50	White	800	240	160	50
SW-25	2-1/2 to 3	63.50 - 76.20	Yellow	600	180	120	35
SW-30	3 to 4	76.20 - 101.60	Green	450	140	90	30
SW-40	4 to 5	101.60 - 127.00	Orange	350	110	70	20
SW-50	5 to 6-1/4	127.00 - 158.75	Natural	250	80	50	15.2
SW-64	6-1/4 to 7-1/2	158.76 - 190.51	Blue	250	80	50	15.2
SW-75	7-1/2 to 9	190.51 - 228.61	Red	200	60	40	12.2
SW-90	9 to 10	228.61 - 254.01	Yellow	200	60	40	12.2

Light-Duty Sleeve-Web Netting SW Series

Caplugs No.	Dimensions		Color	Packaging			
	To Fit O.D.	To Fit O.D.		Standard Coil		Mini Coil	
	In	mm		Feet	meters	Feet	meters
SW-075-22	3/4 to 2	19.05 - 50.80	Yellow	1500	460	300	90
SW-125-22	1-1/4 to 3	31.75 - 76.20	Blue	1000	300	200	60
SW-200-22	2 to 4	50.80 - 101.60	Red	800	240	160	50
SW-400-22	4 to 8	101.60 - 203.21	Blue	600	180	120	35
SW-600-22	6 to 12	152.40 - 304.80	Natural	200	60	40	12.2

Heavy-Duty Sleeve-Web Netting SW Series

Caplugs No.	Dimensions		Color	Packaging			
	To Fit O.D.	To Fit O.D.		Standard Coil		Mini Coil	
	In	mm		Feet	meters	Feet	meters
SW-050-66	1/2	12.70	White	2000	610	400	120
SW-075-66	3/4	19.05	Orange	1500	460	300	90
SW-100-66	1	25.40	Black	1200	370	240	75
SW-125-66	1-1/4	31.75	Green	1000	300	200	60
SW-150-66	1-1/2	38.10	Yellow	800	240	160	50
SW-175-66	1-3/4	44.45	Grey	600	180	120	35
SW-200-66	2	50.80	Blue	500	150	100	30
SW-250-66	2-1/2	63.50	Red	500	150	100	30
SW-300-66	3	76.20	Natural	450	135	90	27

SWI Series

Standard-Duty Sleeve-Web® with Rust Inhibitor

SWI Series Sleeve-Web® is enhanced with a vapor phase corrosion preventative material that acts to form a molecular layer of protection on metal surfaces insulating them from corrosion causing factors such as air, humidity, salt, etc. It provides the same protection against physical damage to exterior surfaces of machined, polished, plated, coated or threaded metal parts. Our SWI Series Sleeve-Web® web thinkness is approximately .070" (1.78mm).

- Provides protection for up to six months
- Cost effective solution for applications facing difficult environments
- Higher quality resulting in fewer rejections, less rework and scrap
- Reduced packaging waste and shipping expenses

Material: Low-Density Polyethylene w/ corrosion inhibitor
Color: Natural

Note: Samples are cut to 1 foot.

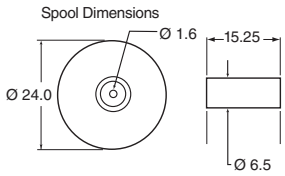

For other material and color options, contact customer service.

Standard-Duty Sleeve-Web® with Rust Inhibitor SWI Series

Caplugs No.	Dimensions		Packaging			
	To Fit O.D.	To Fit O.D.	Standard Coil		Mini Coil	
	In	mm	Feet	meters	Feet	meters
SWI-03	1/4 to 3/8	6.35 - 9.53	3500	1066	700	213
SWI-04	3/8 to 3/4	9.53 - 19.05	3000	914	600	180
SWI-05	1/2 to 1	12.70 - 25.40	2750	840	550	170
SWI-10	1 to 1 1/2	25.40 - 38.10	1700	520	340	100
SWI-15	1 1/2 to 2	38.10 - 50.80	900	270	180	55
SWI-20	2 to 2 1/2	50.80 - 63.50	800	240	160	50
SWI-25	2 1/2 to 3	63.50 - 76.20	600	180	120	35
SWI-30	3 to 4	76.20 - 101.60	450	140	90	30
SWI-40	4 to 5	101.60 - 127.00	350	110	70	20
SWI-50	5 to 6 1/4	127.00 - 158.75	250	80	50	15.2
SWI-64	6 1/4 to 7 1/2	158.76 - 190.51	250	80	50	15.2
SWI-75	7 1/2 to 9	190.51 - 228.61	200	60	40	12.2
SWI-90	9 to 10	228.61 - 254.01	200	60	40	12.2

PMW Series

Flat Sheet Netting

PMW Series flat sheet netting provides excellent protection from impact or abrasion damage. Use as a separator for stacked parts during storage, handling and shipment or as protective wrap for bulky items. Unlike wood, styrofoam or cardboard, it will not deteriorate on contact with solvents, coatings, slushing oils or rust inhibitors.

Material: Low-Density Polyethylene **Color:** See chart

Note: Samples are cut to 1 foot.

CBW Series

Cut Bottle-Web Netting

CBW Series cut bottle-web netting is a tough, yet flexible netting that provides surface and impact protection for bottles of any size or shape. Since the netting is extruded rather than woven, the strands will not separate, weaken or spread unevenly. Its diamond mesh design allows for production in a wide range of strength, stretch, and elasticity requirements to satisfy all protection needs.

Material: Low-Density Polyethylene
Colors: Black, Red, Green

Note: Samples are pre-cut to length. See chart.



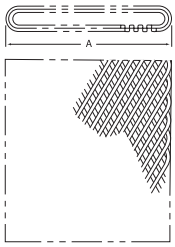

CSW Series

Cut Sleeve-Web® Netting

CSW Series Sleeve-Web® netting provides low-cost protection against physical damage on cylinders such as unsightly scratches and minimizes rust build-up for less maintenance and longer life. This series also secures DOT mandated precautionary labels, preventing damage, tearing or accidental removal during handling.

Material: Low-Density Polyethylene
Color: See chart

Note: Samples are pre-cut to length. See chart.

For other material and color options, contact customer service.

Flat Sheet Netting PMW Series

Caplugs No.	Color	Mesh Thickness		Strands		Coil Size	
		In	mm	Per inch	Per cm	In x Ft	cm x m
PMW-7007-18	Yellow	.07	1.78	7	2.8	18 x 125	45.7cm x 38.1m
PMW-7005-20	Blue	.07	1.78	5	2.0	20 x 150	50.8cm x 45.6m
PMW-7004-24	Red	.07	1.78	4	1.6	24 x 125	61.0cm x 38.1m

† CBW-4293-7.0 offered in optional color clear

Cut Bottle-Web Netting CBW Series

Caplugs No.	Dimensions				Packaging	
	To Fit O.D.		Length		Carton Quantity	Mini Pak Quantity
	In	mm	In	mm		
CBW-4293-7.0†	3 to 5	76.20 - 127.00	7	177.80	400	n/a
CBW-4293-10.0	3 to 5	76.20 - 127.00	10	254.00	275	n/a

* Note: Parts are open on both ends

Cut Sleeve-Web® Netting CSW Series

Caplugs No.	Color	Dimensions				Packaging	
		Fits Cylinder Diameter		Length		Carton Quantity	Mini Pak Quantity
		In	mm	In	mm		
CSW-4271-36	Natural	9	225.61	36	914.40	40	n/a
CSW-4265-6	Natural	9	225.61	6	152.40	210	50
CSW-4279-6	Natural	12-1/2	317.51	6	152.40	250	50
CSW-4281-25	Blue	7	177.81	25	635.00	50	n/a
CSW-4241-17.5	Green	7 - 9	177.80 - 228.60	17.5	444.50	100	n/a

CSWF & CSWF-C Series



Sleeve Web Instrument Guards

Caplugs' Sleeve Web Instrument Guards provide flexible protection for a variety of medical tools and instruments during manufacturing process, storage, transport, and final sterilization. Sleeve Web style guards can provide protection for a larger variety of instrument dimensions with their flexible mesh design. Sleeve Web Instrument Guards are available open ended or flattened with pull-tabs for easy removal.

Material: Low Density Polyethylene **Color:** See chart

Sizes: See chart. Also available in custom lengths, widths and colors.



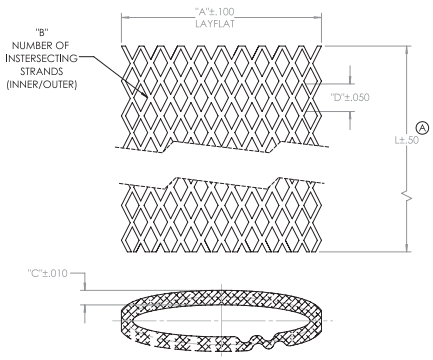

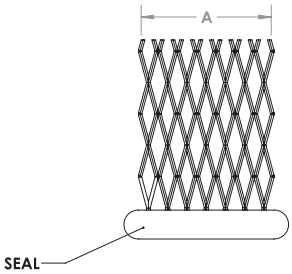

For other material and color options, contact customer service.

Sleeve Web Instrument Guards CSWF & CSWF-C Series

Caplugs No.	Dimensions				Color	End	Carton Quantity	Mini Pak Quantity
	A Width		L Length					
	In	mm	In	mm				
CSWF-10MM-76MM	.394	10	2.992	76	Orange	Open	1200	240
CSWF-15MM-76MM	.591	15	2.992	76	Green	Open	1200	240
CSWF-20MM-76MM	.787	20	2.992	76	Blue	Open	1200	240
CSWF-40MM-76MM	1.575	40	2.992	76	Red	Open	1200	240
CSWF-60MM-76MM	2.362	60	2.992	76	Black	Open	1200	240
CSWF-70MM-76MM	2.756	70	2.992	76	White	Open	1200	240

Caplugs No.	Dimensions				Color	End	Carton Quantity	Mini Pak Quantity
	A Width		L Length					
	In	mm	In	mm				
CSWF-C-10MM-76MM	.394	10	2.992	76	Orange	Flat Closed	1200	240
CSWF-C-15MM-76MM	.591	15	2.992	76	Green	Flat Closed	1200	240
CSWF-C-20MM-76MM	.787	20	2.992	76	Blue	Flat Closed	1200	240
CSWF-C-40MM-76MM	1.575	40	2.992	76	Red	Flat Closed	1200	240

Also available in custom lengths, widths and colors

TRC Series

Standard Wall Closed-End Tubing

TRC Series ClearView™ plastic tubing is designed with a clear closed end. It is available in a variety of lengths to meet your packaging needs.

- Variety of caps and plugs for open end available

Material: PETG **Color:** Natural

When purchasing:

Note: "A" dimension is the inside diameter

Note: Cut to desired length up to 18"

Note: Samples are available in 6" lengths only

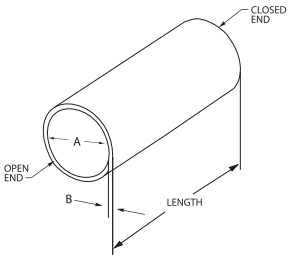

Caplugs No.	Dimensions				Packaging
	A		B		Carton Quantity
	In	mm	In	mm	
TRC-500-012	.548	13.92	.012	.30	Call Customer Service
TRC-625-014	.714	18.14	.014	.36	Call Customer Service
TRC-750-015	.808	20.52	.015	.38	Call Customer Service
TRC-875-017	.942	23.93	.017	.43	Call Customer Service
TRC-937-017	1.026	26.06	.017	.43	Call Customer Service
TRC-1000-017	1.097	27.86	.017	.43	Call Customer Service
TRC-1125-018	1.211	30.76	.018	.46	Call Customer Service
TRC-1187-018	1.273	32.59	.020	.51	Call Customer Service
TRC-1250-018	1.363	34.62	.018	.46	Call Customer Service
TRC-1375-018	1.438	36.53	.018	.46	Call Customer Service
TRC-1500-018	1.644	41.76	.018	.46	Call Customer Service
TRC-1625-020	1.710	43.43	.020	.51	Call Customer Service
TRC-1750-020	1.820	46.23	.020	.51	Call Customer Service
TRC-1875-020	1.960	49.78	.020	.51	Call Customer Service
TRC-2000-020	2.070	52.58	.020	.51	Call Customer Service
TRC-2250-020	2.320	58.93	.020	.51	Call Customer Service
TRC-2500-020	2.570	65.28	.020	.51	Call Customer Service
TRC-2625-020	2.710	68.83	.020	.51	Call Customer Service
TRC-2750-020	2.790	70.87	.020	.51	Call Customer Service
TRC-3000-025	3.085	78.36	.025	.64	Call Customer Service
TRC-3500-025	3.570	90.68	.025	.64	Call Customer Service

For other material and color options, contact customer service.

Standard Wall Closed-End Tubing **TRC Series**

Caps for ClearView® Standard Wall Tubes

Tube Size	VC Style Cap	VHC Style Cap	VHR Style Cap	VSE Style Cap	EC Style Cap	EP Style Cap	RC Style Cap	SC Style Cap
TRC 500	VC 562	VHC 531	None	VSE 531	EC 9	None	None	SC 9/16
TRC 625	VC 750	None	VHR 750	VSE 750	EC 12	None	RC 12	SC 3/4
TRC 750	VC 812	VHC 812	VHR 875	VSE 796	EC 14	None	None	SC 7/8
TRC 875	VC 937	None	None	VSE 937	EC 16	None	RC 16	SC 1
TRC 937	VC 1062	VHC 1062	None	VSE 1062	None	None	None	SC 1 1/16
TRC 1000	VC 1125	VHC 1062	None	VSE 1125	None	None	None	SC 1 1/8
TRC 1125	VC 1250	None	None	None	EC 20	None	None	SC 1 1/4
TRC 1187	VC-1250	None	None	None	None	None	None	SC 1 5/16
TRC 1250	VC 1375	VHC 1375	None	VSE 1313	None	EP 24	None	None
TRC 1375	VC 1437	VHC 1437	None	None	EC 24	None	None	SC 1 1/2
TRC 1500	VC 1625	VHC 1625	None	VSE 1625	None	None	RC 27	None
TRC 1625	VC 1687	None	None	None	None	None	None	None
TRC 1750	VC 1875	None	None	None	None	EP 32	RC 30	SC 1 7/8
TRC 1875	VC 2000	VHC 2000	None	None	None	None	None	None
TRC 2000	VC 2125	None	None	VSE 2125	None	EP 36	None	None
TRC 2250	VC 2375	None	None	None	None	EP 40	None	SC 2 3/8
TRC 2500	VC 2625	None	None	None	None	None	None	SC 2 5/8, 1622
TRC 2625	VC 2750	None	None	None	None	None	None	SC 2 3/4
TRC 2750	VC 2875	None	None	None	None	None	None	None
TRC 3000	VC 3125	None	None	None	None	None	None	None
TRC 3500	VC 3625	None	None	None	None	None	None	SC 3 5/8

Plugs for ClearView® Standard Wall Tubes

Tube Size	STP Style Plug	T Style Plug	EC Style Plug	EP Style Plug	RC Style Plug	TE Style Plug
TRC 500	None	T 5S or T 5X	EC 8	None	None	TE 500
TRC 625	None	T 8X	None	EP 12	None	TE 625
TRC 750	None	T 10	None	None	RC 12	TE 750
TRC 875	None	T 12	None	None	None	TE 875
TRC 937	None	T 13A	None	None	None	TE 937
TRC 1000	None	T 13X	None	EP 18	None	TE 1000
TRC 1125	None	T 14	None	None	None	TE 1125
TRC 1187	None	T 14X	None	None	None	TE 1187-HNG
TRC 1250	None	T 16A	None	None	None	TE 1250
TRC 1375	None	T 17A, T 16S	EC 22	None	None	TE 1375
TRC 1500	None	T 18	None	None	None	TE 1500
TRC 1625	None	T 18X	None	EP 28	None	TE 1625
TRC 1750	None	T 19	None	None	None	TE 1750
TRC 1875	None	T 210	None	EP 32	None	TE 1875
TRC 2000	None	T 220	None	None	None	TE 2000
TRC 2250	None	T 25A	None	None	None	TE 2250
TRC 2500	None	T 250	None	None	None	TE 2500
TRC 2625	None	T 44	None	None	None	TE 2625
TRC 2750	STP 2 3/4	None	None	None	None	TE 2750
TRC 3000	None	None	None	None	None	TE 3000
TRC 3500	None	T 1050	None	None	None	TE 3500

TRC Series

Heavy Wall Closed-End Tubing

TRC Series ClearView™ plastic tubing can be customized with a heavy wall for extra protection and durability. Designed with a clear closed end, this part is available in a variety of lengths to meet your packaging needs.

- Variety of caps and plugs for open end available

Material: PETG **Color:** Natural

Note: "A" dimension is the inside diameter

Note: When purchasing: cut to desired length up to 18"

Note: Samples are available in 6" lengths only

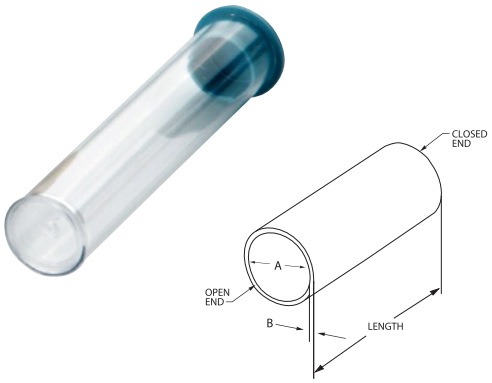

Caplugs No.	Dimensions				Packaging
	A		B		Carton Quantity
	In	mm	In	mm	
TRC-500-022	.528	13.41	.022	.56	Call Customer Service
TRC-625-022	.698	17.73	.022	.56	Call Customer Service
TRC-750-022	.794	20.17	.022	.56	Call Customer Service
TRC-875-022	.932	23.67	.022	.56	Call Customer Service
TRC-937-022	1.016	25.81	.022	.56	Call Customer Service
TRC-1000-022	1.087	27.61	.022	.56	Call Customer Service
TRC-1125-022	1.203	30.56	.022	.56	Call Customer Service
TRC-1187-022	1.273	32.33	.025	.64	Call Customer Service
TRC-1250-022	1.355	34.42	.022	.56	Call Customer Service
TRC-1375-022	1.430	36.32	.022	.56	Call Customer Service
TRC-1500-022	1.636	41.55	.022	.56	Call Customer Service
TRC-1625-028	1.694	43.03	.028	.71	Call Customer Service
TRC-1750-028	1.804	45.82	.028	.71	Call Customer Service
TRC-1875-025	1.950	49.53	.025	.64	Call Customer Service
TRC-2000-028	2.054	52.17	.028	.71	Call Customer Service
TRC-2250-028	2.304	58.52	.028	.71	Call Customer Service
TRC-2500-028	2.554	64.87	.028	.71	Call Customer Service
TRC-2625-030	2.690	68.33	.030	.76	Call Customer Service
TRC-2750-028	2.774	70.46	.028	.71	Call Customer Service
TRC-3000-032	3.071	78.00	.032	.81	Call Customer Service
TRC-3500-032	3.556	90.32	.032	.81	Call Customer Service

For other material and color options, contact customer service.

Heavy Wall Closed-End Tubing TRC Series

Caps for ClearView® Heavy Wall Tubes

Tube Size	VC Style Cap	VHC Style Cap	VSE Style Cap	EC Style Cap	EP Style Cap	RC Style Cap	SC Style Cap
TRC 500	VC 562	VHC 531	VSE 531	EC 9	None	None	SC 9/16
TRC 625	VC 750	VHR 750	VSE 750	EC 12	None	RC 12	SC 3/4
TRC 750	VC 812	VHC 812/VHR 875	VSE 796	EC 14	None	None	SC 7/8
TRC 875	VC 937	None	VSE 937	EC 16	None	RC 16	SC 1
TRC 937	VC 1062	VHC 1062	VSE 1062	None	None	None	SC 1 1/6
TRC 1000	VC 1125	VHC 1062	VSE 1125	None	None	None	SC 1 1/8
TRC 1125	VC 1250	None	None	EC 20	None	None	SC 1 1/4
TRC 1187	VC 1250	None	None	None	None	None	SC 1 5/16-12
TRC 1250	VC 1375	VHC 1375	VSE 1313	None	EP 24	None	None
TRC 1375	VC 1437	VHC 1437	None	EC 24	None	None	SC 1 1/2
TRC 1500	VC 1625	VHC 1625	VSE 1625	None	None	RC 27	SC 1 3/4
TRC 1625	VC 1687	None	None	None	None	None	None
TRC 1750	VC 1875	None	None	None	EP 32	RC 30	SC 1 7/8
TRC 1875	VC 2000	VHC 2000	None	None	None	None	None
TRC 2000	VC 2125	None	VSE 2125	None	EP 36	None	None
TRC 2250	VC 2375	None	None	None	EP 40	None	SC 2 3/8
TRC 2500	VC 2625	None	None	None	None	None	SC 2 5/8, 1622
TRC 2625	VC 2750	None	None	None	None	None	SC 2 3/4
TRC 2750	VC 2875	None	None	None	None	None	None
TRC 3000	VC 3125	None	None	None	None	None	None
TRC 3500	VC 3625	None	None	None	None	None	SC 3 5/8

Plugs for ClearView® Heavy Wall Tubes

Tube Size	STP Style Plug	T Style Plug	EC Style Plug	EP Style Plug	RC Style Plug	TE Style Plug
TRC 500	None	T 5	None	None	None	TE 500
TRC 625	None	T 8	None	None	None	TE 625
TRC 750	None	T 9X	None	None	None	TE 750
TRC 875	None	T 12	None	None	RC 14-12	TE 875
TRC 937	None	T 12X	EC 16	None	None	TE 937
TRC 1000	None	T 13X	None	EP 18	None	TE 1000
TRC 1125	None	T 14	B 8210	None	None	TE 1125
TRC 1187	None	T 14X	None	None	None	TE 1187-HNG
TRC 1250	None	T 15X	None	EP 22	RC 21	TE 1250
TRC 1375	None	T 16	EC 22	None	None	TE 1375
TRC 1500	None	T 18	None	None	None	TE 1500
TRC 1625	None	T 18X (tight)	EC 26	None	RC 26	TE 1625
TRC 1750	None	T 19 (tight)	EC 28	None	None	TE 1750
TRC 1875	None	T 210	None	EP 32	RC 30	TE 1875
TRC 2000	None	T 21 or T 220	None	None	None	TE 2000
TRC 2250	None	T 25A (tight)	EC 36	None	None	TE 2250
TRC 2500	STP 2 1/2	T 250	EC 40	None	RC 40	TE 2500
TRC 2625	None	T 43A	None	None	None	TE 2625
TRC 2750	STP 2 3/4	T 44	None	None	None	TE 2750
TRC 3000	None	T 53	CEC 48	None	None	TE 3000
TRC 3500	None	T 1050	None	None	None	TE 3500

TRO Series

Standard Wall Open-End Tubing

TRO Series ClearView™ standard-duty plastic tubing is open on both ends and is available in both standard duty and heavy wall.

- Available in custom diameters and lengths

Material: PETG **Color:** Natural

Note: Samples are available only in 6" lengths

Note: "A" dimension is the inside diameter

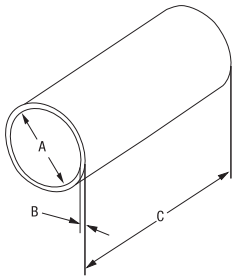

Caplugs No.	Dimensions						Packaging
	A		B		C		Carton Quantity
	In	mm	In	mm	In	mm	
TRO-187-012-48.000	.210	5.33	.012	.30	48.00	1219.20	900
TRO-250-012-48.000	.299	7.59	.012	.30	48.00	1219.20	500
TRO-323-012-48.000	.323	8.20	.012	.30	48.00	1219.20	500
TRO-375-012-48.000	.421	10.69	.012	.30	48.00	1219.20	500
TRO-448-012-48.000	.460	11.68	.012	.30	48.00	1219.20	250
TRO-500-012-48.000	.548	13.92	.012	.30	48.00	1219.20	300
TRO-625-014-48.000	.714	18.14	.014	.36	48.00	1219.20	180
TRO-750-015-48.000	.808	20.52	.015	.38	48.00	1219.20	200
TRO-875-017-48.000	.942	23.93	.017	.43	48.00	1219.20	100
TRO-937-017-48.000	1.026	26.06	.017	.43	48.00	1219.20	324
TRO-1000-017-48.000	1.097	27.86	.017	.43	48.00	1219.20	100
TRO-1125-018-48.000	1.211	30.76	.018	.46	48.00	1219.20	120
TRO-1187-020-48.000	1.283	32.59	.020	.51	48.00	1219.20	120
TRO-1250-018-48.000	1.363	34.62	.018	.46	48.00	1219.20	90
TRO-1375-018-48.000	1.438	36.53	.018	.46	48.00	1219.20	90
TRO-1500-018-48.000	1.644	41.76	.018	.46	48.00	1219.20	90
TRO-1625-020-48.000	1.710	43.43	.020	.51	48.00	1219.20	80
TRO-1750-020-48.000	1.820	46.23	.020	.51	48.00	1219.20	70
TRO-1875-020-48.000	1.960	49.78	.020	.51	48.00	1219.20	70
TRO-2000-020-48.000	2.070	52.58	.020	.51	48.00	1219.20	60
TRO-2250-020-48.000	2.320	58.93	.020	.51	48.00	1219.20	60
TRO-2500-020-48.000	2.570	65.28	.020	.51	48.00	1219.20	50
TRO-2625-020-48.000	2.710	68.83	.020	.51	48.00	1219.20	50
TRO-2750-020-48.000	2.790	70.87	.020	.51	48.00	1219.20	21
TRO-3000-025-48.000	3.085	78.36	.025	.64	48.00	1219.20	36
TRO-3250-025-48.000	3.310	84.07	.025	.64	48.00	1219.20	30
TRO-3500-025-48.000	3.570	90.68	.025	.64	48.00	1219.20	15

For other material and color options, contact customer service.

Standard Wall Open-End Tubing TRO Series

Caps for ClearView® Standard Wall Tubes

Tube Size	VC Style Cap	VHC Style Cap	VHR Style Cap	VSE Style Cap	EC Style Cap	EP Style Cap	RC Style Cap	SC Style Cap
TRO 187	VC 234	None	None	None	None	None	None	None
TRO 250	VC 312	None	None	VSE 312	None	None	None	None
TRO 375	VC 437	None	None	VSE 406	None	None	None	SC 7/16-8 (tight)
TRO 448	VC-485	None	None	None	EC-8	None	RC-8	None
TRO 500	VC 562	VHC 531	None	VSE 531	EC 9	None	None	SC 9/16
TRO 625	VC 750	None	VHR 750	VSE 750	EC 12	None	RC 12	SC 3/4
TRO 750	VC 812	VHC 812	VHR 875	VSE 796	EC 14	None	None	SC 7/8
TRO 875	VC 937	None	None	VSE 937	EC 16	None	RC 16	SC 1
TRO 937	VC 1062	VHC 1062	None	VSE 1062	None	None	None	SC 1 1/16
TRO 1000	VC 1125	VHC 1062	None	VSE 1125	None	None	None	SC 1 1/8
TRO 1125	VC 1250	None	None	None	EC 20	None	None	SC 1 1/4
TRO 1187	VC-1250	None	None	None	None	None	None	SC 1 5/16
TRO 1250	VC 1375	VHC 1375	None	VSE 1313	None	EP 24	None	None
TRO 1375	VC 1437	VHC 1437	None	None	EC 24	None	None	SC 1 1/2
TRO 1500	VC 1625	VHC 1625	None	VSE 1625	None	None	RC 27	None
TRO 1625	VC 1687	None	None	None	None	None	None	None
TRO 1750	VC 1875	None	None	None	None	EP 32	RC 30	SC 1 7/8
TRO 1875	VC 2000	VHC 2000	None	None	None	None	None	None
TRO 2000	VC 2125	None	None	VSE 2125	None	EP 36	None	None
TRO 2250	VC 2375	None	None	None	None	EP 40	None	SC 2 3/8
TRO 2500	VC 2625	None	None	None	None	None	None	SC 2 5/8, 1622
TRO 2625	VC 2750	None	None	None	None	None	None	SC 2 3/4
TRO 2750	VC 2875	None	None	None	None	None	None	None
TRO 3000	VC 3125	None	None	None	None	None	None	None
TRO 3500	VC 3625	None	None	None	None	None	None	SC 3 5/8

Plugs for ClearView® Standard Wall Tubes

Tube Size	STP Style Plug	T Style Plug	EC Style Plug	EP Style Plug	RC Style Plug	TE Style Plug
TRO 187	None	T 0	None	None	None	None
TRO 250	None	T1X	EC 4 (tight)	None	None	None
TRO 375	None	T 3	None	None	None	None
TRO 448	None	T4	None	None	None	None
TRO 500	None	T 5S or T 5X	EC 8	None	None	TE 500
TRO 625	None	T 8X	None	EP 12	None	TE 625
TRO 750	None	T 10	None	None	RC 12	TE 750
TRO 875	None	T 12	None	None	None	TE 875
TRO 937	None	T 13A	None	None	None	TE 937
TRO 1000	None	T 13X	None	EP 18	None	TE 1000
TRO 1125	None	T 14	None	None	None	TE 1125
TRO 1187	None	T 14X	None	None	None	TE 1187-HNG
TRO 1250	None	T 16A	None	None	None	TE 1250
TRO 1375	None	T 17A, T 16S	EC 22	None	None	TE 1375
TRO 1500	None	T 18	None	None	None	TE 1500
TRO 1625	None	T 18X	None	EP 28	None	TE 1625
TRO 1750	None	T 19	None	None	None	TE 1750
TRO 1875	None	T 210	None	EP 32	None	TE 1875
TRO 2000	None	T 220	None	None	None	TE 2000
TRO 2250	None	T 25A	None	None	None	TE 2250
TRO 2500	None	T 250	None	None	None	TE 2500
TRO 2625	None	T 44	None	None	None	TE 2625
TRO 2750	STP 2 3/4	None	None	None	None	TE 2750
TRO 3000	None	None	None	None	None	TE 3000
TRO 3500	None	T 1050	None	None	None	TE 3500

TRO Series

Heavy Wall Open-End Tubing

TRO Series ClearView™ heavy wall plastic tubing provides extra protection and durability. A variety of caps and plugs are available to cover open ends.

Material: PETG **Color:** Natural

Note: Samples are available only in 6" lengths

Note: "A" dimension is the inside diameter

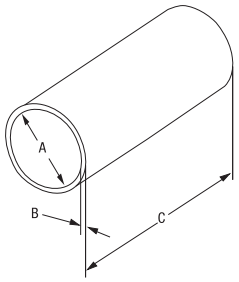

Caplugs No.	Dimensions						Packaging
	A		B		C		Carton Quantity
	In	mm	In	mm	In	mm	
TRO-187-020-48.000	.194	4.93	.020	.51	48.00	1219.20	600
TRO-250-022-48.000	.279	7.09	.022	.56	48.00	1219.20	400
TRO-375-022-48.000	.401	10.19	.022	.56	48.00	1219.20	250
TRO-448-022-48.000	.440	11.18	.022	.56	48.00	1219.20	250
TRO-500-022-48.000	.528	13.41	.022	.56	48.00	1219.20	200
TRO-625-022-48.000	.698	17.73	.022	.56	48.00	1219.20	150
TRO-750-022-48.000	.794	20.17	.022	.56	48.00	1219.20	140
TRO-875-022-48.000	.932	23.67	.022	.56	48.00	1219.20	100
TRO-937-022-48.000	1.016	25.81	.022	.56	48.00	1219.20	324
TRO-1000-022-48.000	1.087	27.61	.022	.56	48.00	1219.20	100
TRO-1125-022-48.000	1.203	30.56	.022	.56	48.00	1219.20	100
TRO-1187-025-48.000	1.273	32.33	.025	.64	48.00	1219.20	120
TRO-1250-022-48.000	1.355	34.42	.022	.56	48.00	1219.20	90
TRO-1375-022-48.000	1.430	36.32	.022	.56	48.00	1219.20	80
TRO-1500-022-48.000	1.636	41.55	.022	.56	48.00	1219.20	60
TRO-1625-028-48.000	1.694	43.03	.028	.71	48.00	1219.20	50
TRO-1750-028-48.000	1.804	45.82	.028	.71	48.00	1219.20	50
TRO-1875-025-48.000	1.950	49.53	.025	.64	48.00	1219.20	50
TRO-2000-028-48.000	2.054	52.17	.028	.71	48.00	1219.20	40
TRO-2250-028-48.000	2.304	58.52	.028	.71	48.00	1219.20	30
TRO-2500-028-48.000	2.554	64.87	.028	.71	48.00	1219.20	30
TRO-2610-030-48.000	2.610	66.29	.030	.76	48.00	1219.20	28
TRO-2625-030-48.000	2.690	68.33	.030	.76	48.00	1219.20	28
TRO-2670-030-48.000	2.670	67.82	.030	.76	48.00	1219.20	28
TRO-2730-030-48.000	2.730	69.34	.030	.76	48.00	1219.20	28
TRO-2750-028-48.000	2.774	70.46	.028	.71	48.00	1219.20	21
TRO-3000-032-48.000	3.071	78.00	.032	.81	48.00	1219.20	36
TRO-3250-032-48.000	3.296	83.72	.032	.81	48.00	1219.20	30
TRO-3500-032-48.000	3.556	90.32	.032	.81	48.00	1219.20	15
TRO-3580-030-48.000	3.580	90.93	.030	.76	48.00	1219.20	15
TRO-3640-030-48.000	3.640	92.46	.030	.76	48.00	1219.20	15
TRO-3700-030-48.000	3.700	93.98	.030	.76	48.00	1219.20	15

For other material and color options, contact customer service.

Heavy Wall Open-End Tubing TRO Series

Caps for ClearView® Heavy Wall Tubes

Tube Size	VC Style Cap	VHC Style Cap	VHR Style Cap	VSE Style Cap	EC Style Cap	EP Style Cap	RC Style Cap	SC Style Cap
TRO 187	VC 234	None	None	None	None	None	None	None
TRO 250	VC 312	None	None	VSE 312	EVC-312-650	None	None	None
TRO 375	VC 437	None	None	VSE 406	EVC-437-750	None	None	SC 7/16-8 (tight)
TRO 448	VC-485	None	None	None	EC-8	None	RC-8	None
TRO 500	VC 562	VHC 531	None	VSE 531	EC 9, EVC-562-900	None	None	SC 9/16
TRO 625	VC 750	None	VHR 750	VSE 750	EC 12	None	RC 12	SC 3/4
TRO 750	VC 812	VHC 812	VHR 875	VSE 796	EC 14	None	None	SC 7/8
TRO 875	VC 937	None	None	VSE 937	EC 16	None	RC 16	SC 1
TRO 937	VC 1062	VHC 1062	None	VSE 1062	None	None	None	SC 1 1/6
TRO 1000	VC 1125	VHC 1062	None	VSE 1125	None	None	None	SC 1 1/8
TRO 1125	VC 1250	None	None	None	EC 20	None	None	SC 1 1/4
TRO 1187	VC 1250	None	None	None	None	None	None	SC 1 5/16-12
TRO 1250	VC 1375	VHC 1375	None	VSE 1313	None	EP 24	None	None
TRO 1375	VC 1437	VHC 1437	None	None	EC 24	None	None	SC 1 1/2
TRO 1500	VC 1625	VHC 1625	None	VSE 1625	None	None	RC 27	SC 1 3/4
TRO 1625	VC 1687	None	None	None	None	None	None	None
TRO 1750	VC 1875	None	None	None	None	EP 32	RC 30	SC 1 7/8
TRO 1875	VC 2000	VHC 2000	None	None	None	None	None	None
TRO 2000	VC 2125	None	None	VSE 2125	None	EP 36	None	None
TRO 2250	VC 2375	None	None	None	None	EP 40	None	SC 2 3/8
TRO 2500	VC 2625	None	None	None	None	None	None	SC 2 5/8, 1622
TRO 2625	VC 2750	None	None	None	None	None	None	SC 2 3/4
TRO 2750	VC 2875	None	None	None	None	None	None	None
TRO 3000	VC 3125	None	None	None	None	None	None	STP 3 1/4 as cap
TRO 3500	VC 3625	None	None	None	None	None	None	SC 3 5/8

Plugs for ClearView® Heavy Wall Tubes

Tube Size	STP Style Plug	T Style Plug	EC Style Plug	EP Style Plug	RC Style Plug	TE Style Plug
TRO 187	None	T 00X	K 4	None	None	None
TRO 250	None	T 1	None	None	None	None
TRO 375	None	T 3	None	None	None	None
TRO 448	None	T-3X	PN-2	EZP-152	None	None
TRO 500	None	T 5	None	None	None	TE 500
TRO 625	None	T 8	None	None	None	TE 625
TRO 750	None	T 9X	None	None	None	TE 750
TRO 875	None	T 12	None	None	RC 14-12	TE 875
TRO 937	None	T 12X	EC 16	None	None	TE 937
TRO 1000	None	T 13X	None	EP 18	None	TE 1000
TRO 1125	None	T 14	B 8210	None	None	TE 1125
TRO 1187	None	T 14X	None	None	None	TE 1187-HNG
TRO 1250	None	T 15X	None	EP 22	RC 21	TE 1250
TRO 1375	None	T 16	EC 22	None	None	TE 1375
TRO 1500	B 8798	T 18	None	None	None	TE 1500
TRO 1625	None	T 18X (tight)	EC 26	None	RC 26	TE 1625
TRO 1750	B 8313	T 19 (tight)	EC 28	None	None	TE 1750
TRO 1875	None	T 210	None	EP 32	RC 30	TE 1875
TRO 2000	None	T 21 or T 220	None	None	None	TE 2000
TRO 2250	None	T 25A (tight)	EC 36	None	None	TE 2250
TRO 2500	STP 2 1/2	T 250	EC 40	None	RC 40	TE 2500
TRO 2625	None	T 43A	None	None	None	TE 2625
TRO 2750	STP 2 3/4	T 44	None	None	None	TE 2750
TRO 3000	None	T 53	CEC 48	None	None	TE 3000
TRO 3500	None	T 1050	None	None	None	TE 3500

TSC Series

Square Closed-End Tubing

TSC Series ClearView™ square plastic tubing offers unique packaging and glass-like clarity. These closed-ended tubes make an ideal package for a wide variety of products.

- No side seams
- Clear bottom is sonic welded for a secure seal
- Attractive, reusable packaging solution

Material: PETG **Color:** Natural

Note: Samples are available only in 6" lengths
Note: "A" dimension is the inside diameter

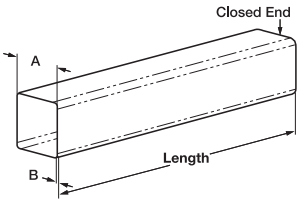

VSC Series

TSO Series

Square Open End-Tubing

TSO Series ClearView™ plastic tubing offers unique packaging and glass-like clarity. These open-ended tubes make an ideal package for a wide variety of products.

- No side seams
- Open at both ends
- Attractive, reusable packaging solution

Material: PETG **Color:** Natural

Note: Samples are available only in 6" lengths
Note: "A" dimension is the inside diameter

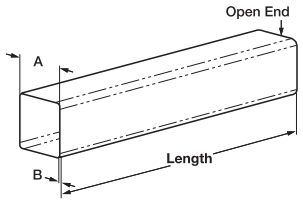

VSC Series

CSV Series

Container Square Vial

CSV Series square vials meet a variety of packaging applications and are reusable. They offer good clarity to view contents. The square design prevents rolling and allows for ease of stacking.

- Packaged in sets, including vials and caps
- Easy removal cap
- Printing option for both vial and cap

Material: Polypropylene **Color:** Natural

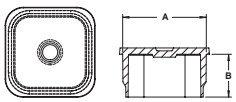

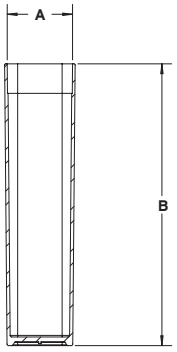

For other material and color options, contact customer service.

Square Closed-End Tubing TSC Series

Caplugs No.	Dimensions				Packaging
	A		B		Carton Quantity
	In	mm	In	mm	
TSC-750-014	.722	18.34	.014	.36	Call Customer Service
TSC-875-016	.843	21.41	.016	.41	Call Customer Service

Caps and Plugs for ClearView® Square Tubes

Tube Size	Wall Thickness	Cap(s) to Fit	Plug(s) to Fit
TSC-750	.01	VSC-750	TSE-750
TSC-875	.01	VSC-875	TSE-875

Square Open-End Tubing TSO Series

Caplugs No.	Dimensions				Packaging
	A		B		Carton Quantity
	In	mm	In	mm	
TSO-375-012	.375	9.53	0.12	.30	Call Customer Service
TSO-500-012	.500	12.70	.012	.30	Call Customer Service
TSO-750-014	.722	18.34	.014	.36	Call Customer Service
TSO-875-016	.843	21.41	.016	.41	Call Customer Service
TSO-1000-015	1.000	25.40	.015	.38	Call Customer Service
TSO-1250-020	1.210	30.73	.020	.51	Call Customer Service
TSO-1375-015	1.345	34.16	.015	.38	Call Customer Service

Caps and Plugs for ClearView® Square Tubes

Tube Size	Wall Thickness	Cap(s) to Fit	Plug(s) to Fit
TSO-375	.01	VSC-375	None
TSO-500	.01	VSC-500	None
TSO-750	.01	VSC-750	TSE-750
TSO-875	.01	VSC-875	TSE-875
TSO-1000	.01	VSC-100, FP-204	None
TSO-1250	.02	VSC-1250, FP-245	None
TSO-1375	.01	None	SQR-1 1/2-10-14, FP-244 (tight)

Container Square Vial CSV Series

Caplugs No.	Dimensions				Packaging	
	A		B		Carton Quantity	Mini Pak Quantity
	In	mm	In	mm		
CSV-875-3.500	.830	21.08	3.58	90.93	1000	n/a
CSV-875-4.000	.830	21.08	4.00	101.60	1000	n/a

Plugs for ClearView® Square Tubes

Caplugs No.	Dimensions			
	A		B	
	In	mm	In	mm
PSV-0875	.860	21.84	0.440	11.18

SCP Series

Shipping Cap Protector

SCP Series protectors were developed as packaging and shipping container caps to protect exposed NPT fittings. Our wide and semi-rigid pinwheel design increases the surface area in contact with cardboard packaging. They are flexible enough to absorb the force at the point of impact preventing breakthroughs which can ultimately lead to extensive damage.

Material: Low-Density Polyethylene **Color:** Black

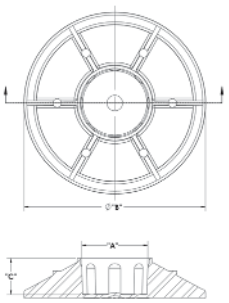

TSE Series

Tube Square End Plugs

TSE Series tube square ends were designed to plug TSC Series square tubing. The TSE fits securely into tubing to create attractive and unique packaging.

Material: Low-Density Polyethylene **Color:** Black

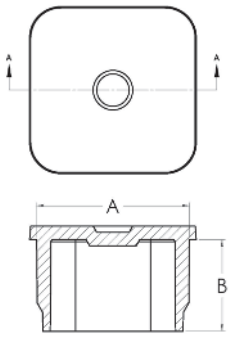

For other material and color options, contact customer service.

Shipping Cap Protector SCP Series

Caplugs No.	Press Fit for NPT Size	Dimensions						Packaging	
		A		B		C		Carton Quantity	Mini Pak Quantity
		In	mm	In	mm	In	mm		
SCP-0500	1/2	.809	20.55	2.50	63.50	0.55	13.97	1000	200
SCP-0750	3/4	1.001	25.43	2.75	69.85	0.55	13.97	800	160

Tube Square End Plugs TSE Series

Caplugs No.	Dimensions				Carton Quantity
	A		B		
	In	mm	In	mm	
TSE-750	.734	18.65	.44	11.2	5000
TSE-875	.860	21.84	.44	11.2	4000

PKGC Series

Packaging Caps

PKGC Series packaging caps are designed primarily for cardboard mailing and packaging tubes. These caps have molded rings on the interior surface to ensure a snug fit onto the tube.

- Fit most standard size tubes
- Ribbed exterior assists in removal

Material: Low-Density Polyethylene **Color:** Orange

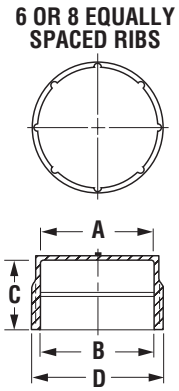

TE-HNG Series

Tube End Hanger Plugs

TE-HNG Series tube end hanger plugs can be used with closed-end tubes for a fun, inexpensive package. The plugs have a step design so they can be pushed into a tube until they click in place to secure the tube's contents. Developed with a large hole at the top to fit a variety of retail fixtures and displays.

Material: Low-Density Polyethylene **Color:** Black

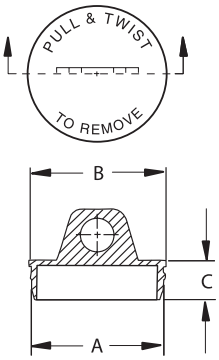

STP Series

Shallow Tube Plugs for Packaging Tubes

STP Series shallow tube plugs are an ideal closure for packaging, shipping or mailing container tubes. The narrow flange ensures that there is no over-hanging projection to catch on other tubes.

Material: Low-Density Polyethylene **Color:** White

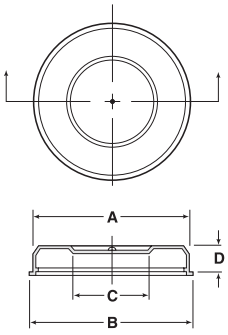

For other material and color options, contact customer service.

Packaging Caps PKGC Series

Caplugs No.	Dimensions								Packaging	
	A		B		C		D		Carton Quantity	Mini Pak Quantity
	In	mm	In	mm	In	mm	In	mm		
PKGC-288-1	.380	9.65	.387	9.83	.37	9.40	.50	12.70	20000	4000
PKGC-288-2	.468	11.89	.474	12.04	.44	11.18	.58	14.73	10000	2000
PKGC-288-3	.603	15.32	.610	15.49	.50	12.70	.73	18.54	7500	1500
PKGC-288-4	.722	18.34	.729	18.52	.56	14.22	.84	21.34	4500	900
PKGC-288-5	.843	21.41	.850	21.59	.60	15.24	.96	24.38	3000	600
PKGC-288-6	1.108	28.14	1.115	28.32	.66	16.76	1.22	30.99	1500	300
PKGC-288-7	1.498	38.05	1.515	38.48	.75	19.05	1.65	41.91	1000	200
PKGC-288-8	1.871	47.52	1.903	48.34	.75	19.05	2.03	51.56	500	100
PKGC-288-9	2.375	60.33	2.387	60.63	.75	19.05	2.52	64.01	900	180

Tube End Hanger Plugs TE-HNG Series

Caplugs No.	Fits Tube Size	Dimensions						Packaging	
		A		B		C		Carton Quantity	Mini Pak Quantity
		In	mm	In	mm	In	mm		
TE-1187-HNG	TRO/TRC-1187	1.304	33.11	1.330	33.77	.380	9.65	3000	300

*Anti-roll design

Shallow Tube Plugs for Packaging Tubes STP Series

Caplugs No.	Dimensions										Packaging	
	Nominal Tube I.D.		A		B		C		D		Carton Quantity	Mini Pak Quantity
	In	mm	In	mm	In	mm	In	mm	In	mm		
STP-1-1/2	1.50	38.10	1.520	38.61	1.62	41.15	1.00	25.40	.46	11.68	2500	500
STP-1-3/4	1.75	44.45	1.770	44.96	1.87	47.50	1.00	25.40	.46	11.68	2500	500
STP-2	2.00	50.80	2.025	51.56	2.12	53.85	1.50	38.10	.46	11.68	1000	200
STP-PP-2250	2.25	57.15	2.258	57.35	2.36	59.89	-	-	.43	10.92	2100	420
STP-2-1/4-TAB	2.25	57.15	2.258	57.35	2.360	59.54	-	-	.43	10.92	2100	480
STP-2-1/2	2.50	63.50	2.530	64.26	2.63	66.80	1.50	38.10	.46	11.68	1000	200
STP-2-3/4-TAB	2.75	69.85	2.750	69.85	2.890	73.41	-	-	.43	10.92	1300	260
STP-PP-2750	2.75	69.85	2.750	69.85	2.89	73.41	-	-	.43	10.92	1300	260
STP-3	3.00	76.20	3.030	76.96	3.160	80.26	-	-	.48	12.19	1200	240
STP-PP-3	3.00	76.20	3.030	76.96	3.16	80.26	-	-	.48	12.19	1200	240
STP-3-TRI*	3.00	76.20	3.030	76.97	4.17	105.92	2.00	50.80	.50	12.70	400	80
STP-3-1/4	3.25	82.55	3.280	83.32	3.41	86.62	2.00	50.80	.46	11.68	500	100
STP-3-1/2-TAB	3.50	88.90	3.505	89.03	3.610	91.69	-	-	.48	12.19	1100	220
STP-PP-3500	3.50	88.90	3.505	89.03	3.61	91.57	-	-	.48	12.19	800	220
STP-4	4.00	101.60	4.030	102.87	4.17	105.92	2.00	50.80	.45	11.43	500	100
STP-5	5.00	127.01	5.035	128.02	5.18	131.58	3.00	76.20	.48	12.19	250	50
STP-6	6.00	152.41	6.042	153.42	6.19	157.23	3.50	88.90	.48	12.19	100	20
STP-6-1/16	6.06	153.93	6.105	155.20	6.26	159.01	3.50	88.90	.57	14.48	100	20
STP-PP-8	8.00	203.20	8.025	203.84	8.23	208.92	-	-	.50	12.70	200	40
STP-8-TAB	8.00	203.20	8.025	203.84	8.230	209.04	-	-	.50	12.70	250	40

TE Series

Tube End Plugs

TE Series end plugs are designed for Caplugs' ClearView™ plastic tubing. This series fits securely into tubing, creating attractive, unique packaging. While this series was developed for our tubing, its versatile design makes it ideal for a variety of other packaging applications.

Material: Low-Density Polyethylene **Color:** Black

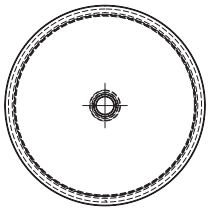

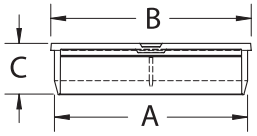

TE-TAB Series

Tube End Plugs with Tabs

TE-TAB Series tube end plugs with tabs have been designed for Caplugs' ClearView™ plastic tubing. This series fits securely into tubing with a thumb tab for easy removal. While it was developed for our tubing, its versatile design makes it ideal for a variety of other packaging applications.

Material: Low-Density Polyethylene **Color:** Black

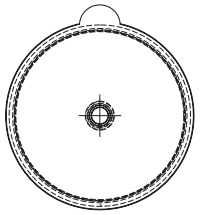

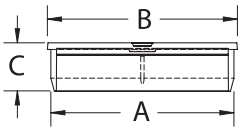

For other material and color options, contact customer service.

Tube End Plugs TE Series

Caplugs No.	Fits Tube Size	Dimensions						Packaging	
		A		B		C		Carton Quantity	Mini Pak Quantity
		In	mm	In	mm	In	mm		
TE-500	TRO/TRC-500	.553	14.04	.600	15.23	.320	8.12	5000	1000
TE-625	TRO/TRC-625	.719	18.26	.770	19.55	.320	8.12	5000	1000
TE-750	TRO/TRC-750	.813	20.64	.860	21.84	.320	8.12	5000	1000
TE-875	TRO/TRC-875	.949	24.10	1.000	25.39	.320	8.12	5000	1000
TE-937	TRO/TRC-937	1.034	26.25	1.060	26.91	.380	9.65	5000	1000
TE-1000	TRO/TRC-1000	1.105	28.06	1.140	28.94	.380	9.65	5000	1000
TE-1125	TRO/TRC-1125	1.221	31.00	1.270	32.25	.380	9.65	2500	500
TE-1187	TRO/TRC-1187	1.293	32.83	1.350	34.28	.380	9.65	2500	500
TE-1250	TRO/TRC-1250	1.373	34.86	1.420	36.05	.380	9.65	2250	450
TE-1375	TRO/TRC-1375	1.448	36.76	1.500	38.09	.380	9.65	2000	400
TE-1500	TRO/TRC-1500	1.657	42.07	1.720	43.67	.440	11.17	1500	300
TE-1625	TRO/TRC-1625	1.724	43.77	1.780	45.19	.440	11.17	1500	300
TE-1750	TRO/TRC-1750	1.834	46.57	1.890	47.99	.440	11.17	1250	250
TE-1875	TRO/TRC-1875	1.975	50.15	2.080	52.81	.440	11.17	1000	200
TE-2000	TRO/TRC-2000	2.085	52.94	2.190	55.60	.440	11.17	1000	200
TE-2250	TRO/TRC-2250	2.329	59.13	2.440	61.95	.500	12.70	750	150
TE-2500	TRO/TRC-2500	2.580	65.51	2.700	68.55	.500	12.70	650	130
TE-2625	TRO/TRC-2625	2.720	69.06	2.840	72.11	.500	12.70	600	120
TE-2750	TRO/TRC-2750	2.800	71.09	2.920	74.14	.500	12.70	600	120
TE-3000	TRO/TRC-3000	3.095	78.58	3.220	81.76	.500	12.70	500	100
TE-3500	TRO/TRC-3500	3.585	91.02	3.700	93.94	.560	14.22	350	70

Tube End Plugs with Tabs TE-TAB Series

Caplugs No.	Fits Tube Size	Dimensions						Packaging	
		A		B		C		Carton Quantity	Mini Pak Quantity
		In	mm	In	mm	In	mm		
TE-500-TAB	TRO/TRC-500	.553	14.04	.600	15.23	.320	8.12	5000	1000
TE-625-TAB	TRO/TRC-625	.719	18.26	.770	19.55	.320	8.12	5000	1000
TE-750-TAB	TRO/TRC-750	.813	20.64	.860	21.84	.320	8.12	5000	1000
TE-875-TAB	TRO/TRC-875	.949	24.10	1.000	25.39	.320	8.12	5000	1000
TE-937-TAB	TRO/TRC-937	1.034	26.25	1.060	26.91	.380	9.65	5000	1000
TE-1000-TAB	TRO/TRC-1000	1.105	28.06	1.140	28.94	.380	9.65	5000	1000
TE-1125-TAB	TRO/TRC-1125	1.221	31.00	1.270	32.25	.380	9.65	2500	500
TE-1187-TAB	TRO/TRC-1187	1.293	32.83	1.350	34.28	.380	9.65	2500	500
TE-1250-TAB	TRO/TRC-1250	1.383	35.13	1.420	36.05	.380	9.65	2250	450
TE-1375-TAB	TRO/TRC-1375	1.448	36.76	1.500	38.09	.380	9.65	2000	400
TE-1500-TAB	TRO/TRC-1500	1.657	42.07	1.720	43.67	.440	11.17	1500	300
TE-1625-TAB	TRO/TRC-1625	1.724	43.77	1.780	45.19	.440	11.17	1500	300
TE-1750-TAB	TRO/TRC-1750	1.834	46.57	1.890	47.99	.440	11.17	1250	250
TE-1875-TAB	TRO/TRC-1875	1.975	50.15	2.080	52.81	.440	11.17	1000	200
TE-2000-TAB	TRO/TRC-2000	2.085	52.94	2.190	55.60	.440	11.17	1000	200
TE-2250-TAB	TRO/TRC-2250	2.329	59.13	2.440	61.95	.500	12.70	750	150
TE-2500-TAB	TRO/TRC-2500	2.580	65.51	2.700	68.55	.500	12.70	650	130
TE-2625-TAB	TRO/TRC-2625	2.720	69.06	2.840	72.11	.500	12.70	600	120
TE-2750-TAB	TRO/TRC-2750	2.800	71.09	2.920	74.14	.500	12.70	600	120
TE-3000-TAB	TRO/TRC-3000	3.095	78.58	3.220	81.76	.500	12.70	500	100
TE-3500-TAB	TRO/TRC-3500	3.585	91.02	3.700	93.94	.560	14.22	350	70

VHC Series

Vinyl Hanger Caps

VHC Series vinyl hanger caps are ideal for tools and packaging solutions that need to be hung. These caps provide a tight fit to prevent them from falling off. VHC Series works well with TRC and TRO ClearView™ tubing.

Material: Vinyl **Color:** Black
Optional Colors: White, Brown, Orange, Red, Green, Gray, Blue, Yellow

Note:

VHC Series is available in lengths up to 1.5".

Sample requests are for parts listed in chart only.

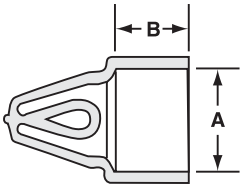

VHR Series

Vinyl Hanger Tips (Round)

VHR Series vinyl hanger tips are round with a hanger tip that sits to the side, allowing parts to hang smoothly. Designed for tools that need to be hung, these caps provide a snug fit to avoid detaching. VHR Series work well with TRC and TRO Series ClearView™ tubing.

Material: Vinyl **Color:** Black
Optional Colors: White, Brown, Orange, Red, Green, Gray, Blue, Yellow

Note:

VHR Series is available in lengths up to 2".

Sample requests are for parts listed in chart only.

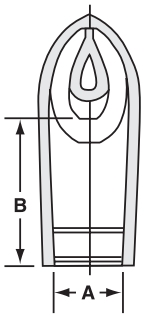

VSE Series

Vinyl Square End Caps

VSE Series vinyl square end caps are used to close the ends of clear tubing. This series is equipped with a square head to prevent rolling during shipment. Its square design also allows containers to stand upright.

Material: Vinyl **Color:** Black
Optional Colors: White, Brown, Orange, Red, Green, Gray, Blue, Yellow

Note:

VSE-312 Series is available in lengths up to 2".

Sample requests are for parts listed in chart only.

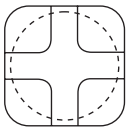

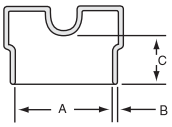

For other material and color options, contact customer service.

Vinyl Hanger Caps VHC Series

Caplugs No.	Dimensions				Packaging	
	A		B		Carton Quantity	Mini Pak Quantity
	In	mm	In	mm		
VHC-531-16	.531	13.49	1.000	25.40	2500	500
VHC-812-16	.812	20.62	1.000	25.40	1500	300
VHC-1062-16	1.062	26.97	1.000	25.40	1200	240
VHC-1375-16	1.375	34.93	1.000	25.40	1000	200
VHC-1437-16	1.437	36.49	1.000	25.40	750	150
VHC-1500-16	1.500	38.10	1.000	25.40	750	150
VHC-1625-16	1.625	41.28	1.000	25.40	750	150
VHC-2000-16	2.000	50.80	1.000	25.40	600	120
VHC-2500-16	2.500	63.50	1.000	25.40	500	100
VHC-2750-21	2.750	69.85	1.312	33.32	250	n/a
VHC-3000-16	3.000	76.20	1.000	25.40	250	50

Vinyl Hanger Tips (Round) VHR Series

Caplugs No.	Dimensions				Packaging	
	A		B		Carton Quantity	Mini Pak Quantity
	In	mm	In	mm		
VHR-625-8	.625	15.87	.500	12.70	2500	500
VHR-750-12	.750	19.05	.750	19.05	2000	400
VHR-875-12	.875	22.22	.750	19.05	1000	200
VHR-950-12	.950	24.13	.750	19.05	500	n/a
VHR-950-24	.950	24.13	1.500	38.10	500	100

Vinyl Square End Caps VSE Series

Caplugs No.	Dimensions						Packaging	
	A		B		C		Carton Quantity	Mini Pak Quantity
	In	mm	In	mm	In	mm		
VSE-312-8	.312	7.92	.040	1.02	.500	12.70	5000	1000
VSE-406-8	.406	10.31	.040	1.02	.500	12.70	5000	1000
VSE-531-8	.531	13.48	.040	1.02	.500	12.70	4000	800
VSE-625-8	.625	15.88	.050	1.27	.500	12.70	1500	300
VSE-687-8	.687	17.44	.050	1.27	.500	12.70	2500	500
VSE-750-12	.750	19.05	.050	1.27	.750	19.05	1500	300
VSE-796-12	.796	20.21	.050	1.27	.750	19.05	1500	300
VSE-812-12	.812	20.62	.050	1.27	.750	19.05	1000	200
VSE-937-16	.937	23.80	.050	1.27	1.000	25.40	1000	200
VSE-1000-16	1.000	25.40	.060	1.52	1.000	25.40	1000	200
VSE-1062-16	1.062	26.97	.060	1.52	1.000	25.40	900	180
VSE-1125-16	1.125	28.57	.060	1.52	1.000	25.40	750	150
VSE-1313-16	1.313	33.35	.060	1.52	1.000	25.40	500	100
VSE-1375-16	1.375	34.93	.060	1.52	1.000	25.40	600	120
VSE-1625-24	1.625	41.28	.060	1.52	1.500	38.10	400	80
VSE-2125-24	2.125	53.98	.070	1.78	1.500	38.10	200	40
VSE-2500-24	2.500	63.50	.070	1.78	1.500	38.10	250	50

CVC Series

Hinged Containers

CVC Series hinged containers are equipped with a tethered top for constant protection. These containers are ideal for packaging everything from fishing lures to cosmetics, offering the end-user a reusable case to store their product.

- Available in a variety of colors

Material: Polypropylene **Color:** Natural

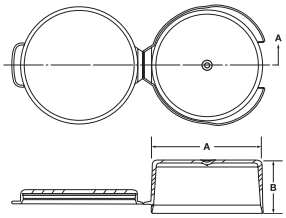

CVV Series

Vials

CVV Series vials are ideal for a wide range of packaging applications. These vials provide a unique packaging alternative that offers the end-user a reusable container. This series is packaged in sets which include both vials and caps.

- Pad printing available
- Available in a variety of translucent and opaque colors

Material: Polypropylene **Color:** Natural

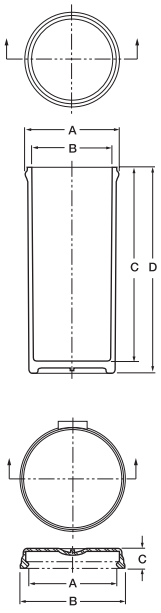

For other material and color options, contact customer service.

Hinged Containers CVC Series

Caplugs No.	Dimensions				Packaging	
	A		B		Carton Quantity	Mini Pak Quantity
	In	mm	In	mm		
CVC-1.00-2-HL	.83	21.1	1.91	48.5	1350	270
CVC-1.00-1/2-HL	.84	21.4	.51	13.0	2000	400
CVC-1.00-1-1/2-HL	.84	21.2	1.43	36.3	3000	600
CVC-1.25-2-1/2-HL	1.03	26.2	2.41	61.2	1300	260
CVC-1.25-1/2-HL	1.09	27.8	.51	13.0	2500	500
CVC-1.50-1/2-HL	1.47	37.3	.52	13.2	2500	500
CVC-1.50-1-1/2-HL	1.46	37.1	1.43	36.3	1000	200
CVC-1.50-2-1/2-HL	1.45	36.8	2.40	61.0	700	140
CVC-2.00-1/2-TC	1.81	46.0	.49	12.5	500	100
CVC-2.00-1-HL	1.93	49.0	.85	21.6	1000	200
CVC-2.00-3-1/4-HL	1.90	48.3	3.12	79.3	300	60

Vials CVV Series

Caplugs No.	DRAM Size	Fluid Oz.	Dimensions								Packaging	
			A		B		C		D		Carton Quantity	Mini Pak Quantity
			In	mm	In	mm	In	mm	In	mm		
CVV-35	3.5	.44	.975	24.77	.830	21.08	1.400	35.56	1.520	38.61	1500	300
CVV-50	5	.63	.966	24.54	.830	21.08	2.000	50.80	2.120	53.85	1500	300
CVV-70	7	.88	1.116	28.35	.980	24.89	2.050	52.07	2.170	55.12	900	180
CVV-90	9	1.13	1.116	28.35	.980	24.89	2.610	66.29	2.730	69.34	900	180
CVV-120	12	1.50	1.308	33.22	1.160	29.46	2.650	67.31	2.760	70.10	550	110
CVV-150	15	1.88	1.300	33.02	1.160	29.46	3.270	83.06	3.380	85.85	550	110
CVV-200	20	2.50	1.668	42.37	1.520	38.61	2.730	69.34	2.850	72.39	350	70
CVV-250	25	3.13	1.671	42.44	1.520	38.61	3.260	82.80	3.390	86.11	350	70
CVV-400	40	5.00	2.039	51.79	1.890	48.01	3.230	82.04	3.350	85.09	175	35
CVV-500	50	6.25	2.026	51.46	1.890	48.01	4.200	106.68	4.320	109.73	175	35

Cap Dimensions

Caplugs No.	A		B		C	
	In	mm	In	mm	In	mm
CVV-35 & CVV-50	.920	23.37	1.090	27.69	.210	5.33
CVV-70 & CVV-90	1.080	27.43	1.240	31.50	.210	5.33
CVV-120 & CVV-150	1.250	31.75	1.420	36.07	.210	5.33
CVV-200 & CVV-250	1.605	40.77	1.780	45.21	.210	5.33
CVV-400 & CVV-500	1.980	50.29	2.150	54.61	.210	5.33

SVV Series



Sterilization Caps

The SVV-C01 and SVV-C02 caps are color coded to visually distinguish between the two hole designs. The SVV-C01 has one hole and the SVV-C02 has three holes, for use as sterilization protocols dictate.

Flattened ribs on the outside perimeter of the cap allow for ergonomic installation and removal.

Features an internal bead with an audible click to ensure the cap is fully seated and the ampule remains intact.

Material: Polypropylene **Color:** See Chart

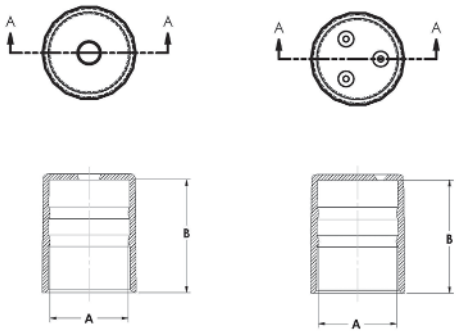

Sterilization Validation Vials

Caplugs sterilization validation vials are used to validate a successful sterilization run. Available with two different cap options, the sterilization vials are designed to hold a biological indicator strip and a glass ampule.

The SVV-V01 sterilization validation vial is molded in durable polypropylene to ensure the vial doesn't break until force is applied.

Material: Polypropylene **Color:** Natural



For other material and color options, contact customer service.

Sterelization Validation Vials SVV Series

Caplugs No.	Dimensions				Product Information		Packaging
	A		B		Color	No. of Holes	Carton Quantity
	In	mm	In	mm			
SVV-C01	.339	8.61	.490	12.45	Red	1	20000
SVV-C02	.339	8.61	.490	12.45	Brown	3	20000

Caplugs No.	Dimensions				Packaging
	A		B		Carton Quantity
	In	mm	In	mm	
SVV-V01	.347	8.81	1.750	44.45	10000

Hose Guard

Caplugs offers a full line of hose protection. From the industry-leading Pig's Tail™ Spiral Wrap to our anti-abrasion sleeve, Caplugs provides a hose protection solution for every application and environment. Manufactured under our stringent ISO certified quality management system, we ensure consistent, quality products.

Our hose guard line helps you protect your investment at minimal cost and reduce potential downtime and revenue loss.

PTPW Series

Pig's Tail Spiral Protective Wrapping

The Spiral Protective Wrap Series provides heavy-duty protection to hydraulic and pneumatic hoses from damage and wear. The spiral wrap is UV resistant and has unique rounded and beveled edges that make the wrap easy to install on loose or mounted hoses and cables. Suitable to use with equipment operating across extreme temperature ranges -40°F to 280°F (-40°C to 138°C).

Material: High-Density Polyethylene **Color:** Black, Blue, Yellow, Red

When Ordering:

1. Select your part number 2. Select the roll size 3. Select your color

Combine these three elements to get a part number you can order with by adding together:

Part Number + Roll Size + Color Code (BLK, RED, YEL or BLU).

For example: Part Number (R9SSG) + Roll Size (495) + Color Code (BLK) = R9SSG495BL K.

Formula for spiral length = Hose OD ÷ Spiral ID x Hose Length

PTHS Series

Pig's Tail Hose Sleeve (Anti-Abrasion Sleeve)

The Hose Sleeve Series is produced from a high-quality and durable textile sheath. The sleeves are suitable for hydraulic and pneumatic sectors and can be used to bundle and protect single or multiple hoses. The material ensures optimum resistance to mechanical stress and optimum compatibility with oils and organic products.

Material: Woven Textile Sleeve **Color:** Black

PTNG Series

Pig's Tail Nightglow Spiral Wrap

The Nightglow Spiral Wrap Series is designed to wrap and protect hydraulic hoses and cables. The wrap also provides for easy identification of ruptured hoses and cables in poor lighting or dark conditions, helping to prevent mishaps. The fluorescent glow is clearly visible for up to 12 hours and allows burst or ruptured hoses to be identified, even in the dark. The wrap provides protection from extreme temperature conditions -40°F to 280°F (-40°C to 138°C) and provides resistance to abrasions.

Material: High-Density Polyethylene and Photo Luminescent
Color: Natural

Formula for spiral length = Hose OD ÷ Spiral ID x Hose Length

* For other material and color options, contact customer service.

Pig's Tail Spiral Protective Wrapping PTPW Series

* Roll size availability may differ based on color. Please contact customer service to confirm.

Caplugs No.	Nominal Dimensions			Roll Size* ft.	Typical Uses	Minimum Hose OD in.
	ID in.	Wall in.	Helix Band Width in.			
R9SSG (black only)	.28	.06	.25	495	Electrical Harnesses	5/16
R12SSG	.40	.06	.40	165	Electrical Harnesses and Single Phase Leads	3/8
R16SSG	.45	.06	.48	66	Single and Three Phase Leads	1/2
R20SSG	.55	.07	.57	66	Air Hoses and Hydraulic Hoses	5/8
R25SSG	.80	.08	.82	66	Air Hoses and Hydraulic Hoses	15/16
R32SSG	1.00	.09	.94	66	Heavy-Duty Cables and Hydraulic Hoses	1-1/8
R40SSG	1.26	.09	1.18	66	Hydraulic Hoses	1-3/8
R50SSG	1.50	.12	1.38	66	Hydraulic Hoses and Electrical Wiring	1-3/4
R63SSG	2.00	.14	1.57	66	Hydraulic Hoses	2-1/4
R75SSG	2.40	.15	1.60	66	Heavy-Duty Hydraulics	2-5/8
R90SSG	2.83	.18	1.78	66	Heavy-Duty Hydraulics and Hydraulic Hose Bundling	3
R110SSG	3.43	.22	2.17	40	Heavy-Duty Hydraulics and Hydraulic Hose Bundling	3-7/8
R125SSG (not available in blue or red)	4.48	.22	2.17	40	Heavy-Duty Hydraulics and Hydraulic Hose Bundling	4
R140SSG (not available in blue or red)	5.07	.22	2.17	27	Heavy-Duty Hydraulics and Hydraulic Hose Bundling	4-1/2
R160SSG (not available in blue or red)	5.87	.22	2.36	20	Heavy-Duty Hydraulics and Hydraulic Hose Bundling	5

Pig's Tail Hose Sleeve (Anti-Abrasion Sleeve) PTHS Series

* Customized lengths possible on demand

Caplugs No.	Nominal Dimensions		Weight lbs.	Feet Per Box
	ID in.	Width in.		
HS-20	.80	1.30	6.2	330
HS-25	1.00	1.60	7.9	330
HS-30	1.20	1.90	9.5	330
HS-35	1.40	2.25	10.8	330
HS-40	1.60	2.60	12.3	330
HS-50	2.00	3.15	15.7	330
HS-70	2.80	4.40	21.2	330
HS-102	4.00	6.40	34.2	330
HS-150	6.00	9.30	50.7	330

Pig's Tail Nightglow Sprial Wrap PTNG Series

Caplugs No.	Hose OD Range in.	ID in.	Wall Thickness in.	Helix - Band Width in.	Feet Per Box
N12SSG	.39 - .66	.40	.06	.40	165
N16SSG	.47 - .86	.45	.06	.48	66
N20SSG	.62 - 1.06	.55	.07	.57	66
N25SSG	.86 - 1.37	.80	.08	.82	66
N32SSG	1.06 - 1.69	1.00	.09	.94	66
N40SSG	1.30 - 2.17	1.26	.09	1.18	66
N50SSG	1.65 - 2.52	1.50	.12	1.38	66
N63SSG	2.05 - 2.95	2.00	.14	1.57	66
N75SSG	2.56 - 3.80	2.40	.15	1.60	66
N90SSG	3.15 - 4.90	2.83	.18	1.78	66
N110SSG	3.80 - 5.90+	3.43	.22	2.17	40

PTFRAS Series

Pig's Tail Fire Resistant Anti-Static Spiral Wrap (FRAS)

The Fire Resistant Anti-Static (FRAS) Spiral Wrap Series is produced from a conductive thermoplastic compound on a polyethylene base. A special conductive carbon black is used for conductivity.

In addition to being flame retardant, these wraps are designed to have low electrical resistance, helping to prevent hydraulic hose and cable bundles from building up an electrical charge. Tested to: AS 2600, AS 1180.10B, AS 1180.13A and MSHA # IC-264/0 standards.

Material: High-Density Polyethylene **Color:** Black, Blue, Yellow, Red

Formula for spiral length = Hose OD ÷ Spiral ID x Hose Length

PTEG Series

Pig's Tail Electrical Guard

Electrical guard is designed to wrap around bundles of wires to make neat looms and protect the conductors. Lightweight and flexible, it will accommodate a large range of diameters and allow break-outs at any point.

Material: Low-Density Polyethylene
Color: Black (indoor/outdoor use), Natural (indoor use only)



Without Electrical Guard



With Electrical Guard

PTWM Series

Pig's Tail Wrap Man Unit

The Wrap Man Unit is designed to help wrap our Pig's Tail™ protective wrapping onto hydraulic hoses with an OD of 1/2" to 2".

Material: Metal

Note: Samples are not available for the Wrap Man Unit.

* For other material and color options, contact customer service.

Pig's Tail Fire Resistant Anti-Static Spiral Wrap (FRAS) PTFRAS Series

Caplugs No.	Nominal Dimensions			Feet Per Box
	ID	Wall	Helix Band Width	
	in.	in.	in.	
FRAS12	.40	.06	.40	165
FRAS16	.45	.06	.48	66
FRAS20	.55	.07	.57	66
FRAS25	.80	.08	.82	66
FRAS32	1.00	.09	.94	66
FRAS40	1.26	.09	1.18	66
FRAS50	1.50	.12	1.38	66
FRAS63	2.00	.14	1.57	66
FRAS75	2.40	.15	1.60	33
FRAS90	2.83	.18	1.78	33
FRAS110	3.43	.22	2.17	33

Pig's Tail Electrical Guard PTEG Series

Caplugs No.	Color	Nominal Internal and External Dimensions			Feet Per Box
		ID in.	OD in.	Wall Thickness in.	
E12SSGB	Black	.40	.50	.04	100
E16SSGB	Black	.55	.63	.04	100
E20SSGB	Black	.69	.79	.05	100
E25SSGB	Black	.83	1.00	.07	100
E12SSGN	Natural	.40	.50	.04	100
E16SSGN	Natural	.55	.63	.04	100
E20SSGN	Natural	.69	.79	.05	100
E25SSGN	Natural	.83	1.00	.07	100

Pig's Tail Wrap Man Unit PTWM Series

Caplugs No.	Description	Carton Quantity
WRAP MAN UNIT	Device to aid in hose wrap application	1

HB Series

Hose Bend Restrictors

HB Series hose bend restrictors reduce bending stress near the hose coupling junction. This added protection prevents damage to the hose and ultimately extends its life cycle. The upper lip firmly attaches to the coupling, holding the restrictor in place, eliminating the need for costly adhesives or clamps.

- Tapered for easy installation
- Works with a variety of hydraulic and pressure-wash hoses

Material: Vinyl **Color:** Black

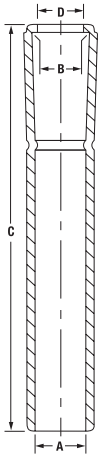

PTSP Series

Pig's Tail Industrial Service Plugs

The Industrial Service Plug Series helps prevent hoses and pipes from leaking oil and chemicals into the environment, preserve and retain costly oils and other important hydraulic fluids used during maintenance and repair, and protect machine channels from dust and debris.

Material: Oil-Resistant Rubber **Color:** Yellow

Note: The Industrial Service plugs are not available for samples.

PTFLSP Series

Pig's Tail Food Line Service Plugs

The Food Line Service Plug Series helps prevent hoses and pipes from leaking oils and fluids into the environment, preserves and retains costly oils and other important hydraulic fluids used during maintenance and repair, and protects machine channels from dust and debris.

Material: FDA Compliant Material Used on Food Line Equipment
Color: Natural

Note: The Food Line Service plugs are not available for samples.

* For other material and color options, contact customer service.

Hose Bend Restrictors HB Series

Caplugs No.	Dimensions								Packaging	
	A		B		C		D		Carton Quantity	Mini Pak Quantity
	In	mm	In	mm	In	mm	In	mm		
HB-20	.616	15.65	.699	17.75	5.29	134.37	.625	15.88	300	60
HB-40	.668	16.97	.758	19.25	5.74	145.80	.678	17.22	250	50
HB-60	.750	19.05	.852	21.64	6.43	163.32	.761	19.33	175	35
HB-80	.815	20.70	.926	23.52	6.98	177.29	.827	21.01	175	35
HB-100	.871	22.12	.995	25.27	7.76	197.10	.885	22.48	150	30

Pig's Tail Industrial Service Plugs PTSP Series

Part Number	Description	Size Range	Quantity Per Pack	Color
PTSP-MICRO	Micro	.04" - .40"	20	Yellow
PTSP-MIX	Mixed Pack - 4 Micro | 4 Std | 2 XL	.04" - 1.70"	10	Yellow
PTSP-ST	Standard	.16" - .91"	10	Yellow
PTSP-XL	XL	.47" - 1.70"	4	Yellow
PTIND-SM	Small - Single Plug	1.40" - 3.10"	1	Yellow
PTIND-XL	XL - Single Plug	2.40" - 5.10"	1	Yellow

Pig's Tail Food Line Service Plugs PTFLSP Series

Caplugs No.	Description	Size Range	Quantity Per Pack	Color
PTFLSP-MICRO	Micro	.04" - .40"	20	Natural
PTFLSP-MIX	Mixed Pack - 4 Micro | 4 Std | 2 XL	.04" - 1.70"	10	Natural
PTFLSP-ST	Standard	.16" - .91"	10	Natural
PTFLSP-XL	XL	.47" - 1.70"	4	Natural
PTFLIND-SM	Small - Single Plug	1.40" - 3.10"	1	Natural
PTFLIND-XL	XL - Single Plug	2.40" - 5.10"	1	Natural

More Product Protection

Caplugs offers additional product protection including plastic edge liners that provide functional solutions for a wide variety of applications. Our line preserves expensive hydraulic and pneumatic hoses with UV resistant material additives for maximum protection, while offering flexibility and cushioning for optimal performance. Caplugs edge liners are made from standard and conductive materials to cover sharp edges and openings in sheet metal.

Caplugs is more than just caps and plugs. We can design and mold both protective and functional components to meet your specific needs.

CTW Series

Cut Tube Wrap

CTW Series is designed to wrap and cover tubing, wires or anything to be bundled. It protects products from damage while in storage or during shipping. The parts have flexibility to cover a range of sizes or diameters needed. Standard length is 48".

- Easy to install
- May be ordered to a specific cut length
- Flexible material allows wrap to expand to a range of diameters

Material: FlexTemp (Thermoplastic Rubber) **Color:** Gray

Note: Samples provided in 6" lengths.



EGL Series

Edge Liners for Sheet Metal and Pipe Ends

EGL Series edge liners offer a convenient method for covering the sharp edges of large or irregularly shaped holes in sheet metal. The series is pressed into place around the perimeter of the hole.

- Provides spacers when stacking sheet metal
- Protects the face of the sheet against scratches
- Protects workers' hands against sharp edges

Material: Various **Color:** Black, Natural

Note: Samples are cut to 1 foot excluding EGL-22-12.

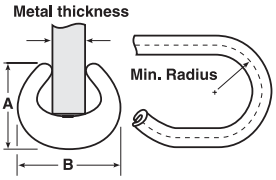

EGL-11-2, EGL-11-3
Material: High-Density Polyethylene
Color: Black

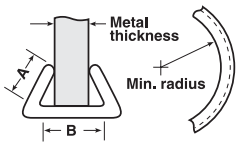

EGL-12-1/4, EGL-12-1/2, EGL-12-3/4
Material: Vinyl
Color: Black

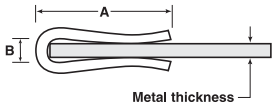

EGL-22-1, EGL-22-4, EGL-22-6, EGL-22-12 Cut 48"
Material: Low-Density Polyethylene
Color: Natural

GRO Series

Grommets for Holes in Sheet Metal

GRO Series grommets provide mechanical protection for hoses, tubing, shafts, rods and cables as they pass through holes in sheet metal. Easily snapped into place, they are held securely by a molded bead until deliberately removed.

- UL approved for applications up to 221°F (105°C)

Material: FlexTemp (Thermoplastic Rubber) **Color:** Black

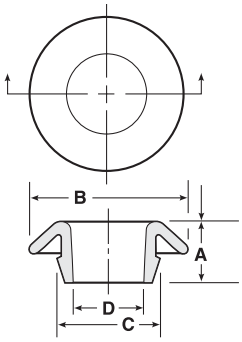

* For other material and color options, contact customer service.

Cut Tube Wrap CTW Series

Caplugs No.	Suggested Range To Fit A (In)	Dimensions				Packaging	
		B		C		Carton Quantity	Mini Pak Quantity
		In	mm	In	mm		
CTW-1000-060-48.00	1/2 - 1	.060	1.52	48.00	1219.20	100	n/a
CTW-2000-060-48.00	1 - 2	.060	1.52	48.00	1219.20	50	n/a
CTW-3000-060-48.00	2 - 3	.060	1.52	48.00	1219.20	50	n/a

† EGL-22-12 samples are pre-cut to 48" length

Edge Liners for Sheet Metal and Pipe Ends EGL Series

Caplugs No.	Dimensions								Packaging	
	Metal Thickness		A		B		Minimum Bend Radius		Length	
	In	mm	In	mm	In	mm	In	mm	Feet	Meters
EGL-11-2	.05 - .081	1.27 - 2.06	.15	3.81	.17	4.32	.75	19.05	500	152
EGL-11-3	.07 - .121	1.78 - 3.07	.16	4.06	.22	5.59	1.00	25.40	500	152
EGL-12-1/4	.13 - .283	3.30 - 7.19	.20	5.08	.28	7.11	2.00	50.80	150	46
EGL-12-1/2	.25 - .506	6.35 - 12.85	.30	7.62	.50	12.70	2.50	63.50	125	38
EGL-12-3/4	.38 - .759	9.65 - 19.28	.35	8.89	.75	19.05	3.00	76.20	100	31
EGL-22-1	.01 - .04	.25 - 1.02	.34	8.64	.05	1.270	-	-	1000	304
EGL-22-4	.01 - .120	.25 - 3.05	.65	16.51	.14	3.56	-	-	500	152
EGL-22-6	.11 - .182	2.79 - 4.62	1.00	25.40	.22	5.59	-	-	250	76
EGL-22-12†	.03 - .190	.76 - 4.83	1.92	48.77	.23	5.84	-	-	400 (100 pcs cut in 48" lengths)	123 (100 pcs cut in 1.23m lengths)

Grommets for Holes in Sheet Metal GRO Series

Caplugs No.	Dimensions												Packaging	
	Hole Size		Metal Thickness		A		B		C		D		Carton Quantity	Mini Pak Quantity
	In	mm	In	mm	In	mm	In	mm	In	mm	In	mm		
GRO-1/2-UL	.50	12.70	.03 - .08	.76 - 2.03	.28	7.11	.81	20.57	.54	13.72	.41	10.41	5000	1000
GRO-5/8-UL	.62	15.88	.03 - .08	.76 - 2.03	.31	7.87	.93	23.62	.66	16.76	.52	13.21	5000	1000
GRO-3/4-UL	.75	19.05	.03 - .08	.76 - 2.03	.35	8.89	1.06	26.93	.79	20.07	.65	16.51	5000	1000
GRO-7/8-UL	.87	22.23	.03 - .08	.76 - 2.03	.35	8.89	1.19	30.22	.91	23.11	.77	19.55	5000	1000
GRO-1-UL	1.00	25.40	.03 - .08	.76 - 2.03	.35	8.89	1.32	33.53	1.04	26.42	.89	22.61	5000	1000
GRO-1-1/4-UL	1.25	31.75	.03 - .08	.76 - 2.03	.35	8.89	1.60	40.64	1.29	32.77	1.12	28.45	2500	500

UB Series

Universal Bushings

UB Series universal bushings feature flexible shutters that will adjust and accommodate any shape from 1/8" to 1". These nylon bushings will absorb vibration while cushioning and insulating cables, tubing, hoses and shafts.

- Only fingertip pressure required for installation

Material: Nylon 6 **Color:** Black

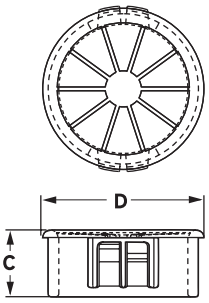

OCB Series

Open/Closed Bushings

OCB Series open/closed bushings allow for side entry and encirclement of pre-assembled harnesses, capillary tubes or other assemblies that have segments larger than the bushing's internal diameter. The OCB series is also ideal for holes that already contain cable or tubing.

- Installation requires only fingertip pressure
- Snap lock into position

Material: Nylon 6 **Color:** Black

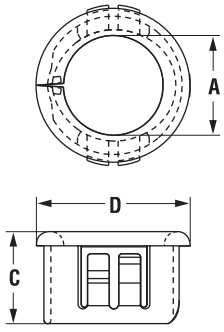

SB Series

Snap Bushings

SB Series snap bushings convert raw-edged holes to smooth, neat, insulated holes. Once in place these bushings will withstand a push-back force of 35 pounds. The nylon material will insulate and mechanically protect electrical and telecommunication cables, tubing, hoses and utility lines.

- Installation requires only fingertip pressure

Material: Nylon 6 **Color:** Black

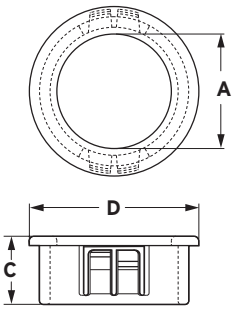

* For other material and color options, contact customer service.

Universal Bushings UB Series

Caplugs No.	Chassis Dimensions				Maximum Inside Diameter		Part Dimensions				Packaging	
	Maximum Thickness		Mounting Hole Diameter				C		D		Carton Quantity	Mini Pak Quantity
	In	mm	In	mm	In	mm	In	mm	In	mm		
UB-625	.125	3.18	.625	15.88	.437	11.10	.41	10.41	.72	18.29	4000	800
UB-875	.125	3.18	.875	22.23	.562	14.27	.45	11.43	.94	23.88	2000	400
UB-1375	.125	3.18	1.375	34.93	1.000	25.40	.45	11.43	1.49	37.85	500	100

Open/Closed Bushings OCB Series

Caplugs No.	Dimensions										Packaging	
	Maximum Thickness		Mounting Hole Diameter		A		C		D		Carton Quantity	Mini Pak Quantity
	In	mm	In	mm	In	mm	In	mm	In	mm		
OCB375-4	.125	3.18	.375	9.53	.265	6.73	.39	9.91	.42	10.69	4000	800
OCB500-5	.125	3.18	.500	12.70	.312	7.92	.41	10.41	.56	14.22	4000	800
OCB625-7	.125	3.18	.625	15.88	.453	11.51	.41	10.41	.69	17.53	1700	340
OCB875-11	.125	3.18	.875	22.23	.671	17.04	.41	10.41	.92	23.37	1500	300
OCB1500-20	.125	3.18	1.500	38.10	1.250	31.75	.42	10.69	1.58	40.13	500	100

* Depicts single-chassis design

Snap Bushings SB Series

Caplugs No.	Dimensions										Packaging	
	Maximum Thickness		Mounting Hole Diameter		A		C		D		Carton Quantity	Mini Pak Quantity
	In	mm	In	mm	In	mm	In	mm	In	mm		
SB312-3*	.062	1.57	.312	7.92	.187	4.75	.31	7.87	.38	9.65	2500	500
SB375-3	.125	3.18	.375	9.53	.187	4.75	.41	10.41	.47	11.94	4000	800
SB375-4	.125	3.18	.375	9.53	.250	6.35	.41	10.41	.47	11.94	4000	800
SB437-5	.125	3.18	.437	11.10	.312	7.92	.41	10.41	.53	13.46	5000	1000
SB500-6	.125	3.18	.500	12.70	.391	9.93	.41	10.41	.58	14.73	4000	800
SB562-7	.125	3.18	.562	14.27	.437	11.10	.41	10.41	.66	16.76	3000	600
SB625-8	.125	3.18	.625	15.88	.500	12.70	.41	10.41	.72	18.29	4000	800
SB750-10	.125	3.18	.750	19.05	.609	15.47	.41	10.41	.84	21.34	1700	340
SB875-9	.125	3.18	.875	22.23	.562	14.27	.41	10.41	.95	24.13	2000	400
SB875-10	.125	3.18	.875	22.23	.625	15.88	.41	10.41	.95	24.13	2000	400
SB1000-12	.125	3.18	1.000	25.40	.766	19.46	.45	11.43	1.13	28.70	1500	300
SB1093-15	.125	3.18	1.093 - 1.125	27.76 - 28.58	.937	23.80	.45	11.43	1.22	30.99	700	140
SB1500-21	.125	3.18	1.500	38.10	1.312	33.32	.45	11.43	1.61	40.89	400	80
SB2000-26	.125	3.18	2.000	38.10	1.640	41.66	.45	11.43	2.13	54.10	400	80
SB2500-31	.250	6.35	2.500	38.10	1.970	50.04	.72	18.29	2.66	67.56	100	20

VGR Series

Vinyl Grips

VGR Series vinyl grips are designed with ergonomic gripping ribs. These durable grips provide a snug fit, and without finger nubs, provide comfort for all hand sizes.

• Available in UV resistant vinyl material

Material: Vinyl **Color:** Black
Optional Colors: White, Brown, Orange, Red, Green, Gray, Blue, Yellow

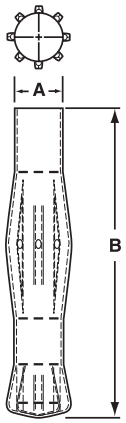

VNG Series

Vinyl Nubbed Grips

VNG Series vinyl nubbed grips are equipped with convenient finger nubs to allow easier gripping. Designed to be used as handles, these reliable grips are durable and attractive.

• Available in UV resistant vinyl material

Material: Vinyl **Color:** Black
Optional Colors: White, Brown, Orange, Red, Green, Gray, Blue, Yellow

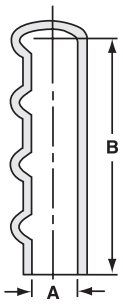

VHG Series

Vinyl Hanger Grips

VHG Series vinyl hanger grips are designed with both finger nubs and a hanger tip that offers easy storage. The grips provide a snug fit to ensure caps do not fall off.

• Available in UV resistant vinyl material

Material: Vinyl **Color:** Black
Optional Colors: White, Brown, Orange, Red, Green, Gray, Blue, Yellow

* For other material and color options, contact customer service.

Vinyl Grips VGR Series

Caplugs No.	Dimensions				Packaging	
	A		B			
	In	mm	In	mm	Carton Quantity	Mini Pak Quantity
VGR-710	.710	18.03	4.625	111.48	300	60

Vinyl Nubbed Grips VNG Series

Caplugs No.	Dimensions				Packaging	
	A		B			
	To Fit O.D. In	To Fit O.D. mm	In	mm	Carton Quantity	Mini Pak Quantity
VNG-750-72	.750	19.05	4.5	114.30	250	50
VNG-875-72	.875	22.22	4.5	114.30	250	50
VNG-1000-72	1.000	25.40	4.5	114.30	250	50
VNG-1187-72	1.187	30.14	4.5	114.30	250	50
VNG-1250-72	1.250	31.75	4.5	114.30	250	50

Vinyl Hanger Grips VHG Series

Caplugs No.	Dimensions				Packaging	
	A		B			
	To Fit O.D. In	To Fit O.D. mm	In	mm	Carton Quantity	Mini Pak Quantity
VHG-625-72	.625	15.88	4.5	114.30	250	50
VHG-750-72	.750	19.05	4.5	114.30	250	50
VHG-875-72	.875	22.22	4.5	114.30	250	50
VHG-1000-72	1.000	25.40	4.5	114.30	250	50

VOR Series

Vinyl O-Rings

VOR Series vinyl O-rings are designed to protect tube ends. Typically used in the automotive, scuba equipment and painting industries, these O-rings provide maximum protection against sharp edges.

- Available in several common sizes
- Slips on easily and maintains a snug fit

Material: Vinyl **Color:** Black
Optional Colors: White, Brown, Orange, Red, Green, Gray, Blue, Yellow

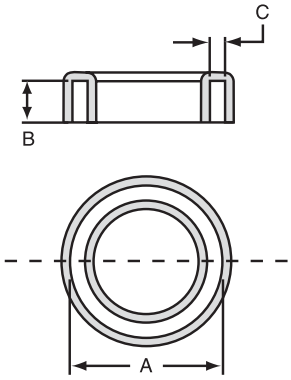

TIE Series



Adjustable Tie Strap

TIE Series is designed to adjust to a range of sizes when pulled tight. An interrupted bead locks the strap to the desired size. It can be easily changed to a different size with the adjustable slip fit lock.

- Easy to install and remove
- Reusable
- Durable

Material: Polypropylene **Color:** Yellow

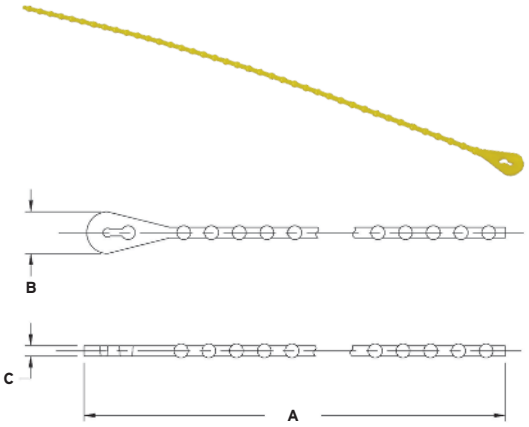

* For other material and color options, contact customer service.

Vinyl O-Rings VOR Series

Caplugs No.	Dimensions						Packaging	
	A		B		C		Carton Quantity	Mini Pak Quantity
	In	mm	In	mm	In	mm		
V0R-1000	1.000	25.40	.350	8.89	.125	3.18	5000	1000
V0R-1230	1.230	31.24	.375	9.53	.350	8.89	1000	200
V0R-1250	1.250	31.75	.350	8.89	.125	3.18	3000	600
V0R-1500	1.500	38.10	.350	8.89	.125	3.18	2500	500
V0R-1700	1.700	43.18	.375	9.53	.320	8.13	1000	200
V0R-1750	1.750	44.45	.350	8.89	.065	1.65	2000	400
V0R-2000	2.000	50.80	.400	10.16	.080	2.03	1500	300
V0R-2190	2.190	55.63	.375	9.53	.320	8.13	1000	200
V0R-2250	2.250	57.15	.350	8.89	.125	3.18	1250	250
V0R-2440	2.440	61.98	.375	9.53	.310	7.87	1000	200
V0R-2510	2.510	63.75	.375	9.53	.630	16.00	500	100
V0R-2750	2.750	69.85	.500	12.70	.065	1.65	500	100
V0R-3700	3.700	93.98	.375	9.53	.320	8.13	500	100
V0R-3765	3.765	95.63	.375	9.53	.880	22.35	500	100
V0R-4195	4.195	106.55	.375	9.53	.320	8.13	500	100
V0R-5515	5.515	140.08	.375	9.53	.660	16.76	250	50

Adjustable Tie Strap TIE Series

Caplugs No.	Dimensions						Packaging	
	A		B		C		Carton Quantity	Mini Pak Quantity
	In	mm	In	mm	In	mm		
TIE-EZ-15	10.75	273.05	.38	9.65	.09	2.29	1000	n/a

Pipe & Flange

Plastic product covers protect a wide variety of pipes, flanges and other fabricated components during shipping and storage. Pipe and flange applications serve as simple and economical protection from dust, debris and moisture which save you time and money.

We protect your fabricated pipes and flanges with parts ranging from .25" to 64."

CE Series

Plastic Pipe Cap

CE Series plastic pipe caps protect against damage and debris. CE-309 through CE-326 feature an NPT taper; all others have straight walls.

Material: Low-Density Polyethylene **Color:** See Chart

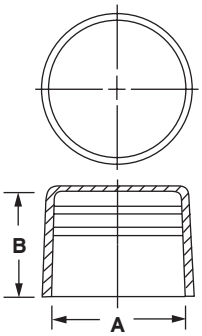

EPN-240 Series

Closed-End Recessed Caps

EPN-240 Series closed-end recessed caps accommodate crane hooks for ease of mobility, loading and unloading.

Material: Linear Low-Density Polyethylene **Color:** Black

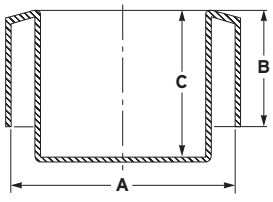

* For other material and color options, contact customer service.

Features internal rib design for self venting and added impact protection.

Plastic Pipe Cap CE Series

Caplugs No.	Color	Dimensions					Packaging			
		To Fit Thread Size	A		B		Carton Weight		Carton Quantity	Mini Pak Quantity
			In	mm	In	mm	lbs	kgs		
CE-309	Black	1/4 NPT	.53	13.69	.59	14.99	14	6.4	7000	1400
CE-310	Black	3/8 NPT	.67	17.09	.59	14.99	11	5.0	4000	800
CE-311	Black	1/2 NPT	.84	21.34	.78	19.81	21	9.5	5000	1000
CE-312	Black	3/4 NPT	1.05	26.67	.78	19.81	22	10.0	4000	800
CE-313	Black	1 NPT	1.31	33.40	.97	24.64	37	16.8	4500	900
CE-314	Black	1-1/4 NPT	1.66	42.16	1.00	25.40	35	15.9	2500	500
CE-315	Black	1-1/2 NPT	1.90	48.26	1.00	25.40	33	15.0	2000	400
CE-316	Black	2 NPT	2.37	60.33	1.03	26.16	35	15.9	1200	240
CE-317	Black	2-1/2 NPT	2.87	73.03	1.56	39.62	25	11.3	500	100
CE-318	Black	3 NPT	3.50	88.90	1.63	41.40	27	12.2	400	80
CE-319	Black	3-1/2 NPT	4.00	101.60	1.66	42.16	25	11.3	300	60
CE-320	Black	4 NPT	4.50	114.30	1.72	43.69	22	10.0	225	45
CE-321	Black	5 NPT	5.56	141.30	1.81	45.97	21	9.5	120	24
CE-322	Black	6 NPT	6.62	168.28	1.94	49.28	22	10.0	80	16
CE-324	Black	8 NPT	8.62	219.08	2.13	54.10	32	14.5	80	16
CE-325	Black	10 NPT	10.75	273.05	2.34	59.44	25	11.3	40	8
CE-326	Black	12 NPT	12.75	323.85	2.53	64.26	21	9.5	25	5
CE-14	Black	14 NPS	14.00	355.60	3.00	76.20	18	8.2	16	4
CE-16	Black	16 NPS	16.00	406.40	3.00	76.20	20	9.1	16	6
CE-18	Black	18 NPS	18.00	457.02	3.00	76.20	24	10.9	16	4
CE-20	Black	20 NPS	20.00	507.80	3.00	76.20	27	12.2	14	4
CE-331	Yellow	22 NPS	22.00	558.80	2.36	59.94	39	17.7	22	2
CE-24	Black	24 NPS	24.00	609.36	3.00	76.20	31	14.1	12	2
CE-333	Black	26 NPS	26.00	660.40	4.53	115.06	36	16.3	10	2
CE-334	Black	28 NPS	28.00	711.20	4.53	115.06	41	18.6	10	2
CE-30	Black	30 NPS	30.00	761.70	4.50	114.26	45	20.5	10	2
CE-336	Black	32 NPS	32.00	812.80	4.53	115.06	56	25.4	10	2
CE-36	Black	36 NPS	36.00	914.40	4.53	115.06	64	29.1	10	2
CE-338	Black	40 NPS	40.00	1016.00	4.53	115.06	55	24.9	8	2
CE-42	Black	42 NPS	42.00	1066.80	4.53	115.06	57	25.9	6	2
CE-342	Black	44 NPS	44.00	1117.60	4.92	124.97	58	26.3	5	2
CE-344	Black	48 NPS	48.00	1219.20	4.53	115.06	58	26.3	6	1
CE-346	Black	52 NPS	52.00	1320.80	5.91	150.11	76	34.5	6	1
CE-348	Black	56 NPS	56.00	1422.40	5.91	150.11	90	40.8	6	1
CE-350	Black	60 NPS	60.00	1524.00	5.91	150.11	78	35.4	6	1
CE-352	Black	64 NPS	64.00	1625.60	5.91	150.11	85	38.6	4	1

Closed-End Recessed Caps EPN-240 Series

Caplugs No.	Nominal Pipe Size	Maximum Wall Thickness		Dimensions						Packaging	
				A		B		C		Carton Quantity	Mini Pak Quantity
	In	In	mm	In	mm	In	mm	In	mm		
EPN-240-4	4	.551	14	4.500	114.30	3.54	89.92	2.36	59.94	70	n/a
EPN-240-6	6	.630	16	6.625	168.28	3.54	89.92	2.56	65.02	30	n/a
EPN-240-8	8	.551	14	8.625	168.28	3.54	89.92	2.36	59.94	25	n/a
EPN-240-10	10	.591	15	10.750	273.05	3.54	89.92	3.62	91.95	20	n/a
EPN-240-10-A	10	.906	23	10.750	273.05	3.54	89.92	3.62	91.95	13	n/a
EPN-240-12	12	.591	15	12.750	323.85	3.54	89.92	3.62	91.95	9	n/a
EPN-240-14	14	.591	15	14.000	355.60	3.54	89.92	3.62	91.95	12	n/a
EPN-240-16	16	.630	16	16.000	406.40	3.54	89.92	3.62	91.95	12	n/a
EPN-240-18	18	.630	16	18.000	457.20	3.62	91.95	3.74	95.00	10	n/a
EPN-240-20	20	.630	16	20.000	508.00	3.62	91.95	3.74	95.00	10	n/a
EPN-240-24	24	.866	22	24.000	609.60	4.49	114.05	4.61	117.09	6	n/a
EPN-240-28	28	.866	22	28.000	711.20	4.72	119.89	5.12	130.05	6	n/a
EPN-240-30	30	.866	22	30.000	762.00	4.72	119.89	5.12	130.05	10	n/a
EPN-240-32	32	.906	23	32.000	812.80	4.72	119.89	5.12	130.05	10	n/a
EPN-240-36	36	.906	23	36.000	914.40	4.72	119.89	5.12	130.05	10	n/a
EPN-240-40	40	1.063	27	40.000	1016.00	4.72	119.89	5.12	130.05	6	n/a

EPN-250 Series

Open-End Beveled-Edge Protectors

EPN-250 Series open-end beveled-edge protectors allow for hookable lifting. The durable protectors are easy to install and remain securely on pipe until removal.

Material: Linear Low-Density Polyethylene **Color:** Black

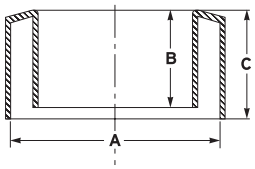

OE Series

Open-End Thread Protectors Traditional Design

OE Series open-end thread protectors with traditional design shield threaded pipes and conduits during shipping, storage and transit, including locking bead to fit snugly.

Material: Low-Density Polyethylene **Color:** Various

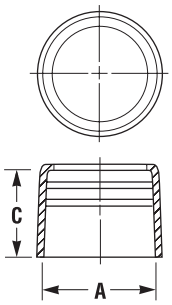

OE Series

Open-End Thread Protectors New Tear-Ring Design

OE Series open-end thread protectors with tear-ring design include vertical ribs to slide over threads. The newly patented design includes Grip It and Rip It™ technology for quick and easy removal. The OE Series also includes an internal bead that keeps moisture from threads.

Material: Low-Density Polyethylene **Color:** Various
Patent No.: 8,051,879

GRIP IT & RIP IT™ Design

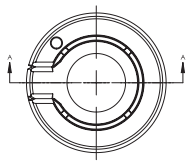

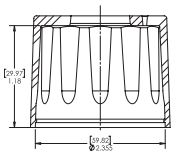

* For other material and color options, contact customer service.

Open-End Beveled-Edge Protectors EPN-250 Series

Caplugs No.	Nominal Pipe Size	Maximum Wall Thickness		Dimensions						Packaging	
				A		B		C		Carton Quantity	Mini Pak Quantity
	In	In	mm	In	mm	In	mm	In	mm		
EPN-250-8	8	.551	14	8.625	219.08	2.36	59.94	3.54	89.92	35	n/a
EPN-250-10	10	.591	15	10.750	273.05	3.62	91.95	3.54	89.92	20	n/a
EPN-250-12	12	.591	15	12.750	323.85	3.54	89.92	3.54	89.92	9	n/a
EPN-250-12-A	12	1.024	26	12.750	323.85	3.62	91.95	3.54	89.92	9	n/a
EPN-250-14	14	.591	15	14.000	355.60	3.62	91.95	3.54	89.92	12	n/a
EPN-250-16	16	.630	16	16.000	406.40	3.74	95.00	3.54	89.92	12	n/a
EPN-250-18	18	.630	16	18.000	457.20	3.74	95.00	3.62	91.95	10	n/a
EPN-250-20	20	.630	16	20.000	508.00	3.74	95.00	3.62	91.95	10	n/a
EPN-250-24	24	.866	22	24.000	609.60	4.61	117.09	4.49	114.05	6	n/a

Open-End Thread Protectors Traditional Design OE Series

Caplugs No.	Nominal Pipe Size	RMC Color	IMC Color	Dimensions				Packaging			
				A		C		Carton Weight (approx)		Carton Quantity	Mini Pak Quantity
	In			In	mm	In	mm	lbs	kgs		
OE-311	1/2	Black	Yellow	.840	21.34	.78	19.81	22	10.0	5000	1000
OE-312	3/4	Red	Green	1.050	26.67	.78	19.81	20	9.1	3500	700
OE-313	1	Blue	Orange	1.315	33.40	.97	24.64	30	13.6	4000	800
OE-314	1-1/4	Red	Green	1.660	42.16	1.00	25.40	29	13.2	2500	500
OE-315	1-1/2	Black	Yellow	1.900	48.26	1.00	25.40	28	12.7	2000	400
OE-316	2	Blue	Orange	2.375	60.33	1.03	26.16	27	12.2	1200	240
OE-317	2-1/2	Black	Yellow	2.875	73.03	1.56	39.62	23	10.4	600	120
OE-318	3	Blue	Orange	3.500	88.90	1.63	41.40	20	9.1	400	80
OE-319	3-1/2	Black	Yellow	4.000	101.60	1.66	42.16	18	8.2	300	60
OE-320	4	Blue	Orange	4.500	114.30	1.72	43.69	16	7.3	225	45
OE-321	5	Blue	-	5.563	141.30	1.81	45.97	15	6.8	120	24
OE-322	6	Blue	-	6.625	168.28	1.94	49.28	15	6.8	80	16

Open-End Thread Protectors New Tear-Ring Design OE Series

Caplugs No.	Nominal Pipe Size	RMC Color	IMC Color	Dimensions				Packaging			
				A		C		Carton Weight (approx)		Carton Quantity	Mini Pak Quantity
	In			In	mm	In	mm	lbs	kgs		
OE-0500	1/2	Black	Yellow	.823	20.90	.83	21.08	22	48.4	5000	1000
OE-0750	3/4	Red	Green	1.030	26.16	.84	21.34	25	11.3	3500	700
OE-1000	1	Blue	Orange	1.295	32.89	1.00	25.40	39	17.8	4000	800
OE-1250	1-1/4	Red	Green	1.640	41.66	1.03	26.16	34	15.2	2500	500
OE-1500	1-1/2	Black	Yellow	1.880	47.75	1.05	26.67	31	14.2	2000	400
OE-2000	2	Blue	Orange	2.355	59.82	1.18	29.97	26	11.9	1200	240
OE-2500	2-1/2	Black	Yellow	2.860	72.64	1.76	44.70	29	63.8	600	120
OE-3000	3	Blue	Orange	3.478	88.34	1.82	46.23	24	52.8	400	80
OE-3500	3-1/2	Black	Yellow	3.973	100.91	1.87	47.50	9	19.8	100	20
OE-4000	4	Blue	Orange	4.468	113.49	1.92	48.77	20	44.0	225	45
OE-5000	5	Blue	-	5.542	140.77	2.03	51.56	17	37.4	120	24
OE-6000	6	Blue	-	6.580	167.13	2.11	53.59	8	17.6	40	8
OE-10000	10	Black	-	10.673	271.09	2.55	64.77	13	28.6	30	6

VP Series

Vented Pipe Caps

VP Series vented pipe caps are equipped with ventilation to prevent pressure build-up that can cause accidental pop off. The caps prevent damage and contamination with effortless attachment.

Material: Low-Density Polyethylene **Color:** Blue

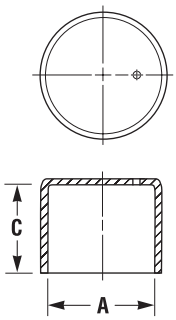

FPC Series



Fabricated Pipe Caps

FPC Series fabricated pipe caps are manufactured to fit any size up to 60," including fractional inches. A simple attachment is assured because caps are made with high-density polyethylene top and flexible, low-density polyethylene skirt. The caps also provide an economical alternative to the cumbersome two-piece cap.

Material: High-Density Polyethylene (Top), Low-Density Polyethylene (Skirt)

Color: Black

Note: The FPC Series is not available for samples.

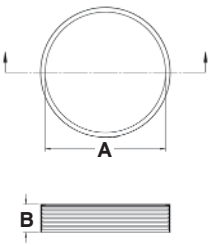

PCAS Series

American Standard Caps (12-thread)

PCAS Series American Standard caps (12-thread) are designed to fit ASTM-A120 standard schedule 40 pipe. The caps protect the longer thread form associated with piping used in water wells and irrigation. An interrupted bead assures the cap is locked in place.

Material: Low-Density Polyethylene **Color:** Orange

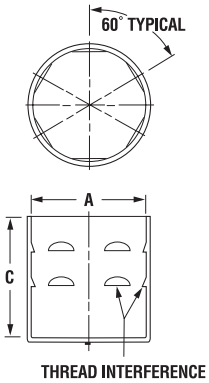

* For other material and color options, contact customer service.

Vented Pipe Caps VP Series

Caplugs No.	Dimensions					Packaging	
	American Standard (In)	A		C		Carton Quantity	Mini Pak Quantity
		In	mm	In	mm		
VP-200	2	2.375	60.30	1.00	25.40	500	100
VP-300	3	3.500	88.90	1.50	38.10	200	40
VP-400	4	4.500	114.30	1.50	38.10	300	60
VP-600	6	6.625	168.28	1.75	45.45	120	24
VP-800	8	8.625	219.08	2.00	50.80	70	14

Fabricated Pipe Caps FPC Series

Caplugs No.	Nominal Pipe Size	Dimension A	Dimension B	Carton Quantity
	In	In	In	
FPC-32	32	32	4.5	5
FPC-34	34	34	4.5	5
FPC-36	36	36	4.5	4
FPC-38	38	38	4.5	4
FPC-40	40	40	4.5	4
FPC-42	42	42	4.5	4
FPC-44	44	44	4.5	4
FPC-48	48	48	4.5	4
FPC-52	52	52	4.5	2
FPC-54	54	54	4.5	1
FPC-56	56	56	4.5	2
FPC-60	60	60	4.5	2

American Standard Caps (12-thread) PCAS Series

Caplugs No.	Dimensions					Packaging	
	To Cap NPT Size	A		C		Carton Quantity	Mini Pak Quantity
		In	mm	In	mm		
PCAS-1080	1-1/2	1.865	47.37	1.75	44.45	300	60
PCAS-1081	2	2.352	59.74	2.50	63.50	500	100
PCAS-1082	2-1/2	2.852	72.44	2.88	73.15	300	60
PCAS-1557	3	3.422	86.92	2.98	75.69	200	40

BUT Series

Standard Duty - Well Casing Thread Protection

Patent-pending Standard Duty Well Casing Thread Protectors are designed to protect the exposed well casing pin ends while in transit or storage. The unique and innovative design allows the protectors to be installed as a push-on (non-threaded) cap, with a tear ring and rail removal feature, adhering to API standard duty requirements. The BUT series will save time and resources with installation and removal.

- Patent Pending Design - no other like it in the indsutry.
- Easy installation - does not need to be threaded on. Can be seated using a rubber mallet. Tapered end allows casing to slide up and over each other when loading or unloading from a stack.
- Easy to remove at the drill site. No tools required for removal. Simply pull the tear ring and remove the protector.
- Designed and tested for impact resistance, temperature extremes, salt spray corrosion and vibration.
- Range of sizes: 4-1/2" thru 13-3/8"

Material: Recyclable polyethylene **Color:** Black

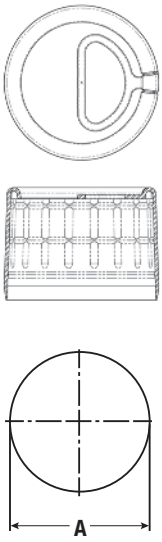

CLT Series

Standard Duty Long Thread Well Casing

CLT Series standard duty long thread well casings are designed with recyclable polyethylene and cover long threads on exposed well casing pin ends for rig ready shipments. The casing includes tear-ring for easy removal and installation; meets standard duty requirements.

Material: Low-Density Polyethylene **Color:** Black

GRIP IT & RIP IT™ *Design*

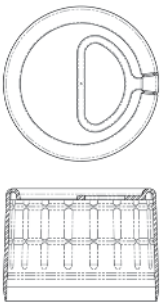

CST Series

Standard Duty Short Thread Well Casing

CST Series standard duty short thread well casings are designed with recyclable polyethylene and cover short threads on exposed well casing pin ends for rig ready shipments. The casing includes tear-ring for easy removal and installation; meets standard duty requirements.

Material: Low-Density Polyethylene **Color:** Black

GRIP IT & RIP IT™ *Design*

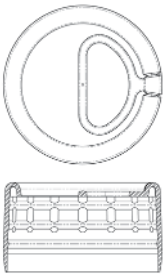

* For other material and color options, contact customer service.

Standard Duty - Well Casing Thread Protection BUT Series

Caplugs No.	Description	To Fit	Carton Quantity
BUT-4500-3637	Open Pin End	4-1/2" Buttress Thread Standard Duty	96
BUT-5500-3825	Open Pin End	5-1/2" Buttress Thread Standard Duty	54
BUT-7000-4200	Open Pin End	7" Buttress Thread Standard Duty	35
BUT-9625-4512	Open Pin End	9-5/8" Buttress Thread Standard Duty	20
BUT-11750-4512	Open Pin End	11-3/4" Buttress Thread Standard Duty	10
BUT-13375-4512	Open Pin End	13-3/8" Buttress Thread Standard Duty	10

Caplugs No.	Outside Diameter Dim A	To Fit	Carton Quantity
G-CUS-BUT-1134	11.43"	11-3/4" Buttress Casing	100
G-CUS-BUT-1338	12.75"	13-3/8" Buttress Casing	50
G-CUS-BUT-412	4.29"	4-1/2" Buttress Casing	100
G-CUS-BUT-512	5.29"	5-1/2" Buttress Casing	100
G-CUS-BUT-700	6.74"	7" Buttress Casing	100
G-CUS-BUT-958	9.30"	9-5/8" Buttress Casing	100

Standard Duty Long Thread Well Casing CLT Series

Caplugs No.	To Fit Casing (In)	Thread Type	Description	API Class	Carton Quantity	Mini Pak Quantity
CLT-4500-3000	4-1/2	LTC Long Thread	Pin Open End	Standard Duty	40	n/a
CLT-5000-3375	5	LTC Long Thread	Pin Open End	Standard Duty	40	n/a
CLT-5500-3500	5-1/2	LTC Long Thread	Pin Open End	Standard Duty	65	n/a
CLT-6625-3875	6-5/8	LTC Long Thread	Pin Open End	Standard Duty	35	n/a
CLT-7000-4000	7	LTC Long Thread	Pin Open End	Standard Duty	35	n/a
CLT-7625-4125	7-5/8	LTC Long Thread	Pin Open End	Standard Duty	25	n/a
CLT-9625-4750	9-5/8	LTC Long Thread	Pin Open End	Standard Duty	20	n/a

Standard Duty Short Thread Well Casing CST Series

Caplugs No.	To Fit Casing (In)	Thread Type	Description	API Class	Carton Quantity	Mini Pak Quantity
CST-4500-2000	4-1/2	STC Short Thread	Pin Open End	Standard Duty	50	n/a
CST-4500-2625	4-1/2	STC Short Thread	Pin Open End	Standard Duty	50	n/a
CST-5000-2500	5	STC Short Thread	Pin Open End	Standard Duty	40	n/a
CST-5000-2750	5	STC Short Thread	Pin Open End	Standard Duty	35	n/a
CST-5500-2875	5-1/2	STC Short Thread	Pin Open End	Standard Duty	30	n/a
CST-6625-3125	6-5/8	STC Short Thread	Pin Open End	Standard Duty	42	n/a
CST-7000-2375	7	STC Short Thread	Pin Open End	Standard Duty	60	n/a
CST-7000-3125	7	STC Short Thread	Pin Open End	Standard Duty	42	n/a
CST-7625-3250	7-5/8	STC Short Thread	Pin Open End	Standard Duty	35	n/a
CST-8625-3000	8-5/8	STC Short Thread	Pin Open End	Standard Duty	32	n/a
CST-9625-3375	9-5/8	STC Short Thread	Pin Open End	Standard Duty	24	n/a
CST-10750-3500	10-3/4	STC Short Thread	Pin Open End	Standard Duty	16	n/a

NUO Series

Standard Duty Non-Upset End Tubing Protection

NUO Series standard duty non-upset end tubing protection guards exposed tubing pin ends. It is easily installed and removed with a non-threaded, push-on design and a tear ring; meets standard duty requirements. The protection is made with recyclable polyethylene.

Material: Low-Density Polyethylene **Color:** Black

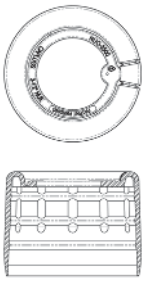

GRIP IT & RIP IT™ Design

UEO Series

Standard Duty External Upset End Tubing Protection

UEO Series standard duty external upset end tubing protection guards exposed tubing pin ends. The protection is easily installed and removed with a non-threaded, push-on design and a tear ring; meets standard duty requirements. It is made with recyclable polyethylene.

Material: Low-Density Polyethylene **Color:** Black

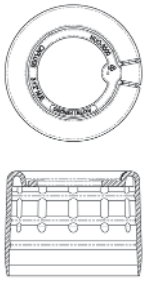

GRIP IT & RIP IT™ Design

* For other material and color options, contact customer service.

Standard Duty Non-Upset End Tubing Protection NUO Series

Caplugs No.	To Fit NUE Tubing (In)	Description	API Class	Carton Quantity	Mini Pak Quantity
NUO-2375	2-3/8	Pin Open End	Standard Duty	100	n/a
NUO-2875	2-7/8	Pin Open End	Standard Duty	100	n/a
NUO-3500	3-1/2	Pin Open End	Standard Duty	100	n/a

Standard Duty External Upset End Tubing Protection UEO Series

Caplugs No.	To Fit NUE Tubing (In)	Description	API Class	Carton Quantity	Mini Pak Quantity
UEO-2375	2-3/8	Pin Open End	Standard Duty	100	n/a
UEO-2875	2-7/8	Pin Open End	Standard Duty	100	n/a
UEO-3500	3-1/2	Pin Open End	Standard Duty	100	n/a
UEO-4500	4-1/2	Pin Open End	Standard Duty	80	n/a

PSR Series

Polished Sucker-Rod Protectors

PSR Series polished sucker rod protectors provide excellent impact protection for high grade, polished stainless steel. The protectors screw on threaded ends for maximum retention and easy removal with socket tools or wrenches.

Material: High-Density Polyethylene **Color:** Color coded by size

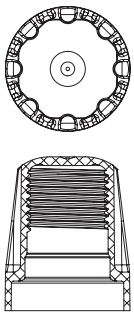

SSR Series

Sucker-Rod Protectors

SSR Series sucker rod protectors feature a non-threaded design and provide excellent impact security. The protectors are easily removed with socket tools or wrenches.

Material: High-Density Polyethylene **Color:** Black

Note: SR Series is still available.
Please visit caplugs.com/pipeandflange to view our full line.

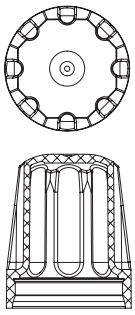

HSR Series

Hex Cap Sucker-Rod Protectors

HSR Series hex cap sucker rod protectors feature a non-threaded design. These caps protect the threaded ends of the sucker rods and offer excellent impact protection. The hexagonal design allows for easy installation/removal with a standard socket or wrench.

Material: High-density polyethylene **Standard Color:** Black

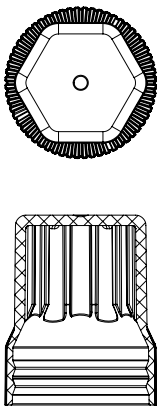

* For other material and color options, contact customer service.

Polished Sucker-Rod Protectors PSR Series

Caplugs No.	To Cap Rod Size (In)	Color	Carton Quantity	Mini Pak Quantity
PSR-0625	5/8	Red	600	120
PSR-0750	3/4	Yellow	400	80
PSR-0875	7/8	Orange	500	100
PSR-1000	1	Blue	300	60

Sucker-Rod Protectors SSR Series

Caplugs No.	To Cap Rod Size (In)	Carton Quantity	Mini Pak Quantity
SSR-0625	5/8	600	120
SSR-0750	3/4	400	80
SSR-0875	7/8	500	100
SSR-1000	1	300	60
SSR-1125	1-1/8	200	40

Hex Cap Sucker-Rod Protectors HSR Series

Caplugs No.	To Cap Rod Size (In)	Carton Quantity	Mini Pak Quantity
HSR-0625-1	5/8	600	120
HSR-0750-3	3/4	400	80
HSR-0875-3	7/8	500	100
HSR-1000-2	1	300	60
HSR-1125-2	1-1/8	200	40

FPN Series

Sucker-Rod Plugs

FPN Series plugs protect sucker-rod couplings, but have a versatile design that is ideal for a wide range of applications where a greater degree of protection is necessary.

Material: Low-Density Polyethylene **Color:** Black

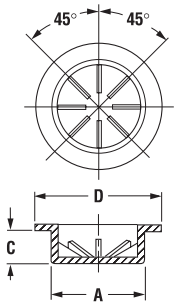

PVCP Series

Pipe Plugs

PVCP Series pipe plugs are designed with straight walls and provide a tight seal that prevents leaks or other damage.

Material: Polypropylene **Color:** Red

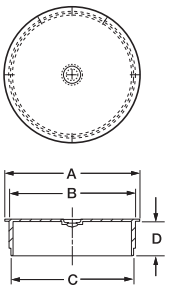

* For other material and color options, contact customer service.

Sucker-Rod Plugs FPN Series

Caplugs No.	Dimensions							Packaging	
	To Plug Rod Size (In)	A		C		D		Carton Quantity	Mini Pak Quantity
		In	mm	In	mm	In	mm		
FPN-5	5/8	.975	24.77	.38	9.53	1.38	35.05	3500	700
FPN-6	3/4	1.100	27.94	.38	9.53	1.50	38.10	2500	500
FPN-7	7/8	1.225	31.12	.38	9.53	1.69	42.93	2000	400
FPN-8	1	1.415	35.94	.38	9.53	2.00	50.80	1500	300

Pipe Plugs PVCP Series

Caplugs No.	Dimensions								Packaging	
	A		B		C		D		Carton Quantity	Mini Pak Quantity
	In	mm	In	mm	In	mm	In	mm		
PVCP-1 1/4-SDR 26/32	1.62	41.13	1.53	38.85	1.52	38.59	.55	13.96	2500	1000
PVCP-1 1/2-SDR 26	1.86	47.23	1.75	44.56	1.74	44.18	.55	13.96	2000	750
PVCP-2-SDR 26	2.34	59.41	2.18	55.53	2.17	55.10	.60	15.23	2500	500
PVCP-2 1/2-SDR 32	2.84	72.11	2.71	68.91	2.69	68.30	.65	16.50	1500	300
PVCP-3-SDR 41	3.47	88.10	3.34	84.83	3.31	84.04	.75	19.04	800	200
PVCP-3 1/2-SDR 41	3.96	100.54	3.81	96.84	3.78	95.97	.75	19.04	600	120
PVCP-4-SDR 41	4.46	113.24	4.26	108.36	4.24	107.65	.75	19.04	450	120
PVCP-5-SDR 41	5.51	139.90	5.26	133.68	5.22	132.54	.85	21.58	300	80
PVCP-8-SDR 41	8.59	218.10	8.22	208.78	8.16	207.18	1.00	25.39	100	20

DR Series



Ding Ring Wrap-Arounds

DR Series ding ring wrap-arounds are universal adjustable rings that protect gear and tube sections of various sizes. The rings are made of soft, flexible PVC for maximum impact protection and can be cleaned for reuse.

Material: Flexible PVC **Color:** Red

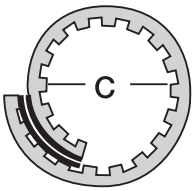

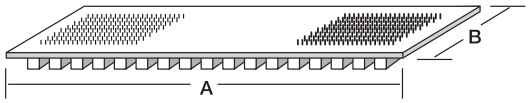

HU, FHU and VC Series

Hammer Union Protection

HU, FHU and VC Series hammer union protection is designed with high durometer vinyl for durability and impact resistance that covers machined threads and sealing surfaces. The HU Series protection includes a unique ergonomic handle for easy use.

Material: Vinyl **Color:** Color coded by working pressure

Note: Additional sizes are being added. Call 1-888-CAPLUGS or check www.caplugs.com for the latest information. If you don't find the size you need in our standard offering, we'll build it for you.

* Only sold in full carton quantities
** Must sample VC style for length fit.
We can accommodate different lengths.

HU Series

FHU Series

VC Series

Our hammer union protection is **30% less expensive** than current comparable products.

* For other material and color options, contact customer service.

Ding Ring Wrap-Arounds DR Series

Caplugs No.	Dimensions						Packaging	
	A		B		C		Carton Quantity	Mini Pak Quantity
	In	mm	In	mm	In	mm		
DR-1	12.75	323.86	1.00	25.40	Fits tube O.D. from 1 to 4	25.40 to 101.60	200	n/a
DR-2	16.25	412.75	1.50	38.10	Fits tube O.D. from 1 to 5	25.40 to 127.00	200	n/a
DR-3	22.00	558.80	3.00	76.20	Fits tube O.D. from 1 to 7	25.40 to 177.80	100	n/a

Hammer Union Protection HU, FHU and VC Series

HU Caplugs No.	Figure	Working Pressure	To Fit Nominal Pipe Size (In)	Color	HU Carton Quantity*	FHU Caplugs No. Threaded For Female Sub	FHU Carton Quantity*	VC Caplugs No. Non-Threaded For Female**	VC Carton Quantity*
HU-100-2	100	1,000	2	Yellow	50	FHU-100-2	50	VC-3500-32	100
HU-100-2.5	100	1,000	2-1/2	Yellow	50	FHU-100-2.5	50	VC-4187-32	100
HU-100-3	100	1,000	3	Yellow	50	FHU-100-3	50	VC-4875-32	100
HU-100-4	100	1,000	4	Yellow	50	FHU-100-4	50	VC-6125-32	50
HU-100-5	100	1,000	5	Yellow	50			VC-7250-32	40
HU-100-6	100	1,000	6	Yellow	50			VC-8750-32	30
HU-206-2	200/206/207	2,000	2	Yellow	50	FHU-206-2	100	VC-3375-28	200
HU-206-3	200/206/207	2,000	3	Yellow	50	FHU-206-3	50	VC-4813-32	100
HU-206-4	200/206/207	2,000	4	Yellow	50			VC-6125-32	50
HU-206-6	200/206/207	2,000	6	Yellow	50			VC-8750-32	30
HU-206-8	200/206/207	2,000	8	Yellow	25	FHU-206-8 w/tab	10	n/a	n/a
HU-400-2	400	4,000	2	Red	100	FHU-400-2	50	VC-3750-32	150
HU-400-3	400	4,000	3	Red	50	FHU-400-3	50	VC-5375-32	100
HU-602-2	602	6,000	2	Grey	100			VC-3500-32	100
HU-602-3	602	6,000	3	Grey	50			VC-5187-26	100
HU-602-4	602	6,000	4	Grey	50			VC-6000-28	90
HU-1002-4L	1002	10,000	4 (Long)	Black	50	FHU-1002-4	50	VC-6000-28	90
HU-1002-4S	1002	10,000	4 (Short)	Black	50	FHU-1002-4	50	VC-6000-28	90
HU-1002-5	1002	10,000	5	Black	50			VC-7375-32	50
HU-1002-6	1002	10,000	6	Black	50			VC-8750-32	30
HU-1003-3	1003	10,000	3	Green	50			VC-5625-32	50
HU-1003-4/5	1003	10,000	4-5	Green	50			VC-6875-32	50
HU-1502-1	1502	15,000	1	Red	100			VC-2750-28	200
HU-1502-1 1/2	1502	15,000	1-1/2	Red	100			VC-3625-32	100
HU-1502-2	1502	15,000	2	Red	50	FHU-1502-2	50	VC-4000-32	100
HU-1502-3	1502	15,000	3	Red	50	FHU-1502-3	50	VC-5375-32	100
HU-1502-3HD	1502	15,000	3 (Heavy Duty)	Red	25	FHU-1502-3HD	25	VC-5625-32	100
HU-1502-3HDS	1502	15,000	3 (Heavy Duty Short)	Red	25	FHU-1502-3HD	25	VC-5625-32	100
HU-1502-3XXL	1502	15,000	3	Red	25	FHU-1502-3XXL	25	n/a	n/a
HU-1502-4	1502	15,000	4	Red	25	FHU-1502-4	25	VC-6000-28	90
HU-1502-5	1502	15,000	5	Red	50	FHU-1502-5	25	VC-7500-32	50
HU-1502-6	1502	15,000	6	Red	25			VC-8750-32	30

VRPC Series

Vinyl Roller Pin Covers

Caplugs' vinyl roller pin covers (VRPC Series) protect threads on oil and gas drill bits during shipping and storage. Made with a high durometer vinyl, the design provides an interference fit and is angled to match the conical drill bit shape, for full coverage protection.

- High durometer vinyl provides extra endwall protection
- Keeps threads free of contaminants
- Economical protection

Material: High durometer vinyl **Color:** Black



FC Series

Snap-In Flange Protectors

FC Series snap-in flange protectors fit into bolt holes with minimal pressure and no fastening devices. The protectors are resistant to petroleum residue.

Material: Low-Density Polyethylene
Color: Blue - 150 lb. series Black - 300 lb. series

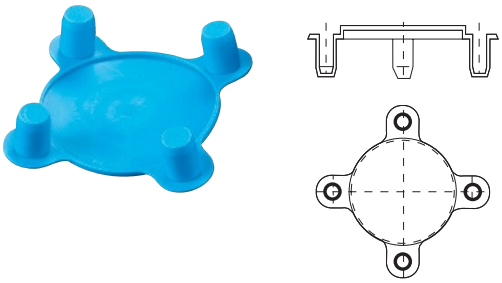

WNC Series

Weld Neck Covers

WNC Series weld neck covers protect the neck end of the flange, opposite raised-face, to avoid damage in transit or storage. Covers are commonly used by carbon and stainless steel flange manufacturers.

Material: Vinyl **Color:** Black

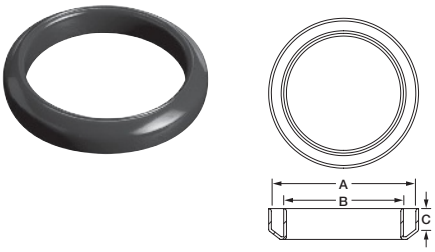

* For other material and color options, contact customer service.

Vinyl Roller Pin Covers VRPC Series

Caplugs No.	Roller Cone Pin Size	Carton Quantity
VRPC-2375	2-3/8" API	250
VRPC-2375-PAC	2-3/8" PAC	200
VRPC-2875	2-7/8" API	100
VRPC-3500	3-1/2" API	100
VRPC-4500	4-1/2" API	50
VRPC-6625	6-5/8" API	50
VRPC-7625	7-5/8" API	25
VRPC-8625	8-5/8" API	20

Snap-In Flange Protectors FC Series

† Will fit 300 lb. flanges only

Caplugs No.	Dimensions	Carton Weight		Packaging	
	Nominal Size (In)	lbs	kgs	Carton Quantity	Mini Pak Quantity
Used on 125 & 150 lb.					
FC-150-0500	1/2	34	15.4	800	160
FC-150-0750	3/4	26	11.8	800	160
FC-150-1	1	45	20.4	600	120
FC-150-1500	1-1/2	32	14.5	400	80
FC-150-2	2	15	6.8	200	40
FC-150-3	3	13	5.9	100	20
FC-150-4	4	17	7.7	100	20
FC-150-6	6	23	10.4	90	18
FC-150-8	8	49	22.2	100	20
FC-150-10	10	46	20.9	60	12
FC-150-12	12	48	21.8	40	8

Caplugs No.	Dimensions	Carton Weight		Packaging	
	Nominal Size (In)	lbs	kgs	Carton Quantity	Mini Pak Quantity
Used on 300, 400 & 600 lb.					
FC-300-0500	1/2	25	11.3	800	160
FC-300-0750	3/4	21	9.5	500	100
FC-300-1	1	16	7.3	400	80
FC-300-1500	1-1/2	20	9.1	250	50
FC-300-2	2	15	6.8	150	30
FC-300-3	3	15	6.8	100	20
FC-300-4 †	4	15	6.8	80	16
FC-300-6 †	6	28	12.7	100	20
FC-300-8 †	8	38	17.2	100	20
FC-300-10 †	10	36	16.3	60	12
FC-300-12 †	12	83	37.6	30	6

Weld Neck Covers WNC Series

Caplugs No.	Dimensions							Packaging	
	Nominal Pipe Size (In)	A		B		C		Carton Quantity	Mini Pak Quantity
		In	mm	In	mm	In	mm		
WNC-0500	1/2	.84	21.3	n/a	n/a	.270	6.86	2500	500
WNC-0750	3/4	1.50	38.1	1.05	26.7	.150	3.81	2500	500
WNC-1000	1	1.29	32.8	.96	24.4	.150	3.81	2500	500
WNC-1500	1-1/2	1.90	48.3	1.50	38.1	.150	3.81	1000	200
WNC-2000	2	2.38	60.5	1.94	49.3	.250	6.35	750	150
WNC-3000	3	3.50	88.9	2.90	73.7	.500	12.7	250	50
WNC-4000	4	4.50	114.0	3.83	97.3	.500	12.7	250	50
WNC-6000	6	6.63	168.0	5.76	146.0	.630	16.0	100	20
WNC-8000	8	8.63	219.0	7.63	194.0	.630	16.0	50	10

RFP Series

Raised-Face Flange Protectors

RFP Series raised-face flange protectors are designed for ANSI B-16.5 pressure classes 400, 600, 900, 1500 and 2500 lb. The protectors provide superior impact protection for raised-face surfaces with no fasteners required. It also helps reduce SKU inventory and serves as a low temperature paint mask.

Material: Low-Density Polyethylene **Color:** Red

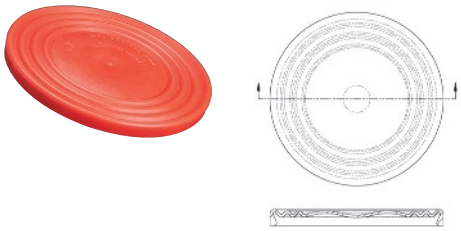

DSP Series



Donut Seat Pocket Protector

Caplugs' Donut Seat Pocket Protectors (DSP Series) are used to protect the seat pocket in the bore of API well head flanges. Referred to as a "donut" because of its ring shape that fits nicely in the area requiring protection during the refurbishment process. The protectors are made out of a standard .120mm high-density polyethylene. The thickness of the material allows the protector to hold up to shot peening and grinding during the cleaning process.

Material: High-density Polyethylene **Color:** Black

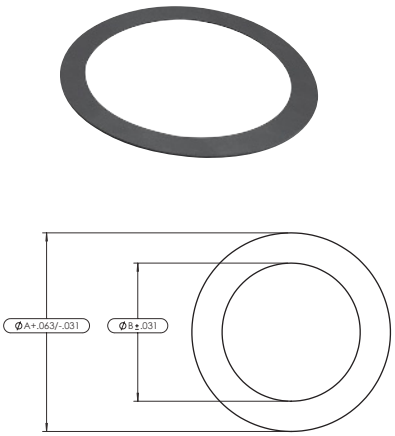

* For other material and color options, contact customer service.

Raised-Face Flange Protectors RFP Series

Caplugs No.	Pressure Class (lb)	Nominal Pipe Size (In)	Carton Quantity	Mini Pak Quantity
RFP-1000	400, 600, 900, 1500, 2500	1	1250	250
RFP-2000	400, 600, 900, 1500, 2500	2	500	100
RFP-2500	400, 600, 900, 1500, 2500	2-1/2	400	80
RFP-3000	400, 600, 900, 1500, 2500	3	300	60
RFP-4000	400, 600, 900, 1500, 2500	4	200	40
RFP-6000	400, 600, 900, 1500, 2500	6	100	20
RFP-8000	400, 600, 900, 1500, 2500	8	75	15

Donut Seat Pocket Protector DSP Series

Caplugs No.	Dimensions						Carton Quantity
			A		B		
	Part Dimensions	API Flange Size	In	mm	In	mm	
DSP-1812-15M	CUS-RING-3.00" OD X 1.86" ID	1-3/16" 15000#	3.00	76.20	1.86	47.24	50
DSP-2060-10M	CUS-RING-3.00" OD X 1.86" ID	2-1/16" 10000#	3.30	83.82	2.11	53.59	50
DSP-2562-15M	CUS-RING-3.83" OD X 2.61" ID	2-9/16" 15000#	3.83	97.28	2.61	66.29	50
DSP-3060-10-15M	CUS-RING-4.51" OD X 3.11" ID	3-1/16" 10000-15000#	4.51	114.55	3.11	78.99	50
DSP-4060-10M	CUS-RING-5.47" OD X 4.11" ID	4-1/16" 10000#	5.21	132.33	4.17	105.92	20
DSP-4060-15M	CUS-RING-5.91" OD X 4.11" ID	4-1/16" 15000#	5.47	138.94	4.11	104.39	20
DSP-4060-5M	CUS-RING-5.21" OD X 4.17" ID	4-1/16" 5000#	5.91	150.11	4.11	104.39	50
DSP-5125-10M	CUS-RING-6.83" OD X 5.18" ID	5-1/8" 10000#	6.83	173.48	5.18	131.57	20
DSP-7060-10M-2200	CUS-RING-9.70" OD X 7.11" ID	7-1/16" 10000# -2200	8.95	227.33	7.11	180.59	20
DSP-7060-10M-2300	CUS-RING-8.95" OD X 7.11" ID	7-1/16" 10000# -2300	9.70	246.38	7.11	180.59	20
DSP-7060-15M	CUS-RING-10.45" OD X 7.11" ID	7-1/16" 15000#	10.45	265.43	7.11	180.59	20
DSP-9000-10M	CUS-RING-11.95" OD X 9.05" ID	9" 10000#	11.95	303.53	9.05	229.87	20

TLF Series

Toggle Lock Flange Covers

TLF Series toggle lock flange covers feature a patented design with four hinged plugs that can be individually pressed into bolt holes for faster installation than traditional covers. The covers include a thick pad for impact protection with reinforced walls to reduce warping while allowing greater surface contact. The new hinged lug design also allows for a paint hook, or can be moved if the use of a bolt is needed.

Material: Low-Density Polyethylene **Color:** Blue, Red or Black
Patent No.: US 8,671,911; US D659,808

150 pressure class – Standard color: Blue or Red
300 through 2500 pressure class – Standard color: Black

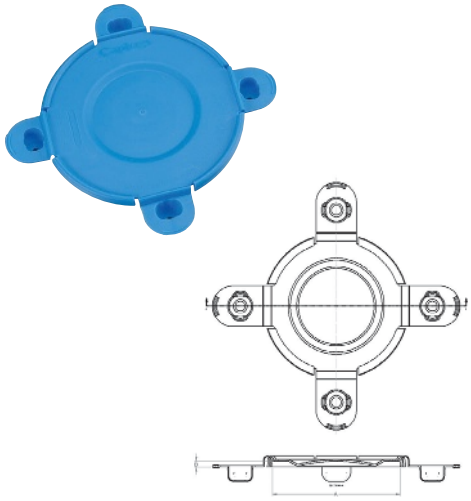

Easy Installation

Easy Removal

* For other material and color options, contact customer service.

Toggle Lock Flange Covers TLF Series

Caplugs No.	Pressure Class (lb)	Nominal Pipe Size (In)	API Nominal Flange Size	Carton Quantity	Mini Pak Quantity
TLF-150-0500	150	1/2	–	800	160
TLF-150-0750	150	3/4	–	700	140
TLF-150-1000	150	1	–	600	120
TLF-150-1250	150	1-1/4	–	500	100
TLF-150-1500	150	1-1/2	–	400	80
TLF-150-2000	150	2	–	300	60
TLF-150-2500	150	2-1/2	–	200	40
TLF-150-3000	150	3	–	200	40
TLF-150-3500	150	3-1/2	–	150	30
TLF-150-4000	150	4	–	150	30
TLF-150-6000	150	6	–	100	20
TLF-150-8000	150	8	–	30	6
TLF-150-10000	150	10	–	30	6
TLF-150-12000	150	12	–	40	8
TLF-150-14000	150	14	–	25	5
TLF-300-0500	300/400/600	1/2	–	700	140
TLF-300-0750	300/400/600	3/4	–	500	100
TLF-300-1000	300/400/600	1	–	400	80
TLF-300-1250	300/400/600	1-1/4	–	300	60
TLF-300-1500	300/400/600	1-1/2	–	250	50
TLF-300-2000	300/400/600	2	–	200	40
TLF-300-2500	300/400/600	2-1/2	–	150	30
TLF-300-3000	300/400/600	3	–	125	25
TLF-300-3500	300	3-1/2	–	100	20
TLF-300-4000	300	4	–	80	16
TLF-300-6000	300	6	–	50	10
TLF-300-8000	300	8	–	30	6
TLF-300-10000	300	10	–	30	6
TLF-300-12000	300	12	–	40	8
TLF-300-14000	300	14	–	50	10
TLF-600-4000	600	4	4-1/16 2000 #	100	20
TLF-600-6000	600	6	7-1/16 2000 #	30	6
TLF-600-8000	600	8	9 2000 #	30	6
TLF-600-10000	600	10	11 2000 #	30	6
TLF-600-12000	600	12	13-5/8 2000 #	50	10
TLF-900-2000	900/1500	2	2-1/16 3000 #	100	20
TLF-900-3000	900	3	3-1/8 3000 #	75	15
TLF-900-4000	900	4	4-1/16 3000 #	50	10
TLF-900-6000	900	6	7-1/16 3000 #	30	6
TLF-1500-2500	1500	2-1/2	2-9/16 5000 #	80	16
TLF-1500-3000	1500	3	3-1/8 5000 #	50	10
TLF-1500-4000	1500	4	4-1/16 5000 #	50	10
TLF-1500-6000	1500	6	7-1/16 5000 #	25	5
TLF-2060-10M	10000	2-1/16	2-1/16 10000 #	125	25
TLF-2500-2000	2500	2	–	100	20
TLF-2500-3000	2500	3	–	50	10

FAF Series



Full-Face Protectors

FAF Series full-face protectors are self-adhesive covers that conceal the entire face of the flange and sealing surface. The protective back is easily peeled off for quick installation and leaves no residue on the flange after removal. Protectors are sized in accordance to ANSI B-16.5 and ANSI B-16.47.

Material: High-Density Polyethylene **Color:** Black

Note: Some environments may cause the FAF adhesive residue to remain on the machined surfaces. Please test before applying.

All standard die-cut flange covers are 1/16" thick. Alternative materials and thicknesses are available, please call 1-888-CAPLUGS for further information.



* For other material and color options, contact customer service.

Full-Face Protectors FAF Series

Caplugs No.	Dimensions			Packaging
	Nominal Size	A		Minimum Sales Quantity
	In	In	mm	
75 Class Pressure Rating				
FAF-75-26	26	30.00	762.00	2
FAF-75-28	28	32.00	812.80	2
FAF-75-30	30	34.00	863.60	2
FAF-75-32	32	36.00	914.40	2
FAF-75-34	34	38.00	965.20	2
FAF-75-36	36	40.69	1033.53	2
FAF-75-38	38	42.69	1084.33	2
FAF-75-40	40	44.69	1135.13	2
FAF-75-42	42	46.69	1185.93	2
FAF-75-44	44	49.25	1250.95	2
FAF-75-46	46	51.25	1301.75	2
FAF-75-48	48	53.25	1352.55	2
150 Class Pressure Rating				
FAF-150-1/2	1/2	3.50	88.87	100
FAF-150-3/4	3/4	3.88	98.55	75
FAF-150-1	1	4.25	107.91	50
FAF-150-1-1/4	1-1/4	4.63	117.43	50
FAF-150-1-1/2	1-1/2	5.00	126.95	50
FAF-150-2	2	6.00	152.34	35
FAF-150-2-1/2	2-1/2	7.00	177.80	25
FAF-150-3	3	7.50	190.43	25
FAF-150-3-1/2	3-1/2	8.50	215.90	20
FAF-150-4	4	9.00	228.51	15
FAF-150-5	5	10.00	253.90	15
FAF-150-6	6	11.00	279.40	10
FAF-150-8	8	13.50	342.77	8
FAF-150-10	10	16.00	406.24	5
FAF-150-12	12	19.00	482.41	4
FAF-150-14	14	21.00	533.19	4
FAF-150-16	16	23.50	596.67	2
FAF-150-18	18	25.00	634.75	2
FAF-150-20	20	27.50	698.23	2
FAF-150-22	22	29.50	749.30	2
FAF-150-24	24	32.00	812.80	2
FAF-150-26A	26	34.25	869.95	2
FAF-150-26B	26	30.94	785.88	2
FAF-150-28A	28	36.50	927.10	2
FAF-150-28B	28	32.94	836.68	2
FAF-150-30A	30	38.75	984.25	2
FAF-150-30B	30	34.94	887.48	2
FAF-150-32A	32	41.75	1060.45	2
FAF-150-32B	32	37.06	941.32	2
FAF-150-34A	34	43.75	1111.25	2
FAF-150-34B	34	39.56	1004.82	2
FAF-150-36A	36	46.00	1168.40	2
FAF-150-36B	36	41.62	1057.15	2
FAF-150-38A	38	48.75	1238.25	2
FAF-150-38B	38	44.25	1123.95	2
FAF-150-40A	40	50.75	1289.05	2
FAF-150-40B	40	46.25	1174.75	2
FAF-150-42A	42	53.00	1346.20	2
FAF-150-42B	42	48.25	1225.55	2
300 Class Pressure Rating				
FAF-300-1/2	1/2	3.75	95.21	75
FAF-300-3/4	3/4	4.63	117.43	50
FAF-300-1	1	4.88	123.90	50
FAF-300-1-1/4	1-1/4	5.25	133.30	40

FAF Series Full-Face Protectors (cont.)

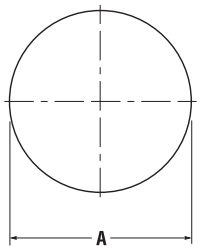

Caplugs No.	Dimensions			Packaging
	Nominal Size	A		Minimum Sales Quantity
	In	In	mm	
300 Class Pressure Rating (cont.)				
FAF-300-1-1/2	1-1/2	6.19	157.16	35
FAF-300-2	2	6.50	165.04	30
FAF-300-2-1/2	2-1/2	7.50	190.43	25
FAF-300-3	3	8.25	209.47	20
FAF-300-3-1/2	3-1/2	9.00	228.51	15
FAF-300-4	4	10.00	253.90	15
FAF-300-5	5	11.00	279.29	10
FAF-300-6	6	12.50	317.38	10
FAF-300-8	8	15.00	380.85	5
FAF-300-10	10	17.50	444.33	5
FAF-300-12	12	20.50	520.50	4
FAF-300-14	14	23.00	583.97	2
FAF-300-16	16	25.50	647.45	2
FAF-300-18	18	28.00	710.92	2
FAF-300-20	20	30.50	774.70	2
FAF-300-22	22	33.00	838.20	2
FAF-300-24	24	36.00	914.40	2
FAF-300-26A	26	38.25	971.55	2
FAF-300-26B	26	34.12	866.65	2
FAF-300-28A	28	40.75	1035.05	2
FAF-300-28B	28	36.25	920.75	2
FAF-300-30A	30	43.00	1092.20	2
FAF-300-30B	30	39.00	990.60	2
FAF-300-32A	32	45.25	1149.35	2
FAF-300-32B	32	41.50	1054.10	2
FAF-300-34A	34	47.50	1206.50	2
FAF-300-34B	34	43.62	1107.95	2
FAF-300-36A	36	50.00	1270.00	2
FAF-300-36B	36	46.12	1171.45	2
FAF-300-38A	38	46.00	1168.40	2
FAF-300-38B	38	48.12	1222.25	2
FAF-300-40A	40	48.75	1238.25	2
FAF-300-40B	40	50.12	1273.05	2
FAF-300-42A	42	50.75	1289.05	2
FAF-300-42B	42	52.50	1333.50	2
400 Class Pressure Rating				
FAF-400-1/2	1/2	3.75	95.25	75
FAF-400-3/4	3/4	4.62	117.35	50
FAF-400-1	1	4.88	123.95	50
FAF-400-1 1/4	1-1/4	5.25	133.35	40
FAF-400-1 1/2	1-1/2	6.12	155.45	35
FAF-400-2	2	6.50	165.10	35
FAF-400-2 1/2	2-1/2	7.50	190.50	25
FAF-400-3	3	8.25	209.55	20
FAF-400-3 1/2	3-1/2	9.00	228.60	15
FAF-400-4	4	10.00	254.00	15

* For other material and color options, contact customer service.

Full-Face Protectors (cont.) FAF Series

Caplugs No.	Dimensions			Packaging
	Nominal Size	A		Minimum Sales Quantity
	In	In	mm	
400 Class Pressure Rating (cont.)				
FAF-400-5	5	11.00	279.40	10
FAF-400-6	6	12.50	317.50	10
FAF-400-8	8	15.00	381.00	5
FAF-400-10	10	17.50	444.50	5
FAF-400-12	12	20.50	520.70	4
FAF-400-14	14	23.00	584.20	2
FAF-400-16	16	25.50	647.70	2
FAF-400-18	18	28.00	711.20	2
FAF-400-20	20	30.50	774.70	2
FAF-402-22	20	33.00	838.20	2
FAF-400-24	24	36.00	914.40	2
FAF-400-26A	26	38.25	971.55	2
FAF-400-26B	26	33.50	850.90	2
FAF-400-28A	28	40.75	1035.05	2
FAF-400-28B	28	36.00	914.40	2
FAF-400-30A	30	43.00	1092.20	2
FAF-400-30B	30	38.25	971.55	2
FAF-400-32A	32	45.25	1149.35	2
FAF-400-32B	32	40.75	1035.05	2
FAF-400-34A	34	47.50	1206.50	2
FAF-400-34B	34	42.75	1085.85	2
FAF-400-36A	36	50.00	1270.00	2
FAF-400-36B	36	45.50	1155.70	2
FAF-400-38A	38	47.50	1206.50	2
FAF-400-38B	38	47.50	1206.50	2
FAF-400-40A	40	50.00	1270.00	2
FAF-400-40B	40	50.00	1270.00	2
FAF-400-42A	42	52.00	1320.80	2
FAF-400-42B	42	52.00	1320.80	2
600 Class Pressure Rating				
FAF-600-1/2	1/2	3.75	95.25	75
FAF-600-3/4	3/4	4.62	117.35	50
FAF-600-1	1	4.88	123.95	50
FAF-600-1 1/4	1-1/4	5.25	133.35	50
FAF-600-1 1/2	1-1/2	6.12	155.45	35
FAF-600-2	2	6.50	165.10	30
FAF-600-2 1/2	2-1/2	7.50	190.50	25
FAF-600-3	3	8.25	209.55	20
FAF-600-3 1/2	3-1/2	9.00	228.60	15
FAF-600-4	4	10.75	273.05	10
FAF-600-5	5	13.00	330.20	8
FAF-600-6	6	14.00	355.60	5
FAF-600-8	8	16.50	419.10	5
FAF-600-10	10	20.00	508.00	4
FAF-600-12	12	22.00	558.80	4
FAF-600-14	14	23.75	603.25	2
FAF-600-16	16	27.00	685.80	2
FAF-600-18	18	29.25	742.95	2
FAF-600-20	20	32.00	812.80	2
FAF-600-22	22	34.25	869.95	2
FAF-600-24	24	37.00	939.80	2
FAF-600-26A	26	40.00	1016.00	2
FAF-600-26B	26	35.00	889.00	2
FAF-600-28A	28	42.25	1073.15	2
FAF-600-28B	28	37.50	952.50	2
FAF-600-30A	30	44.50	1130.30	2
FAF-600-30B	30	40.25	1022.35	2

FAF Series Full-Face Protectors (cont.)

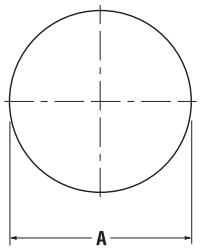

Caplugs No.	Dimensions			Packaging
	Nominal Size	A		Minimum Sales Quantity
	In	In	mm	
600 Class Pressure Rating (cont.)				
FAF-600-32A	32	47.00	1193.80	2
FAF-600-32B	32	42.75	1085.85	2
FAF-600-34A	34	49.00	1244.60	2
FAF-600-34B	34	45.75	1162.05	2
FAF-600-36A	36	51.75	1314.45	2
FAF-600-36B	36	47.75	1212.85	2
FAF-600-38A	38	50.00	1270.00	2
FAF-600-38B	38	50.00	1270.00	2
FAF-600-40A	40	52.00	1320.80	2
FAF-600-40B	40	52.00	1320.80	2
900 Class Pressure Rating				
FAF-900-1/2	1/2	4.75	120.65	50
FAF-900-3/4	3/4	5.12	130.05	50
FAF-900-1	1	5.88	149.35	40
FAF-900-1 1/4	1-1/4	6.25	158.75	40
FAF-900-1 1/2	1-1/2	7.00	177.80	25
FAF-900-2	2	8.50	215.90	20
FAF-900-2 1/2	2-1/2	9.62	244.35	15
FAF-900-3	3	9.50	241.30	15
FAF-900-4	4	11.50	292.10	10
FAF-900-5	5	13.75	349.25	8
FAF-900-6	6	15.00	381.00	5
FAF-900-8	8	18.50	469.90	4
FAF-900-10	10	21.50	546.10	4
FAF-900-12	12	24.00	609.60	2
FAF-900-14	14	25.25	641.35	2
FAF-900-16	16	27.75	704.85	2
FAF-900-18	18	31.00	787.40	2
FAF-900-20	20	33.75	857.25	2
FAF-900-24	24	41.00	1041.40	2
FAF-900-26A	26	42.75	1085.85	2
FAF-900-26B	26	40.25	1022.35	2
FAF-900-28A	28	46.00	1168.40	2
FAF-900-28B	28	43.50	1104.90	2
FAF-900-30A	30	48.50	1231.90	2
FAF-900-30B	30	46.50	1181.10	2
FAF-900-32A	32	51.75	1314.45	2
FAF-900-32B	32	48.75	1238.25	2
FAF-900-34A	34	55.00	1397.00	2
FAF-900-34B	34	51.75	1314.45	2
1500 Class Pressure Rating				
FAF-1500-1/2	1/2	4.75	120.65	50
FAF-1500-3/4	3/4	5.12	130.05	50
FAF-1500-1	1	5.88	149.35	40
FAF-1500-1 1/4	1-1/4	6.25	158.75	35
FAF-1500-1 1/2	1-1/2	7.00	177.80	25

* For other material and color options, contact customer service.

Full-Face Protectors (cont.) FAF Series

Caplugs No.	Dimensions			Packaging
	Nominal Size	A		Minimum Sales Quantity
	In	In	mm	
1500 Class Pressure Rating (cont.)				
FAF-1500-2	2	8.50	215.90	20
FAF-1500-2 1/2	2-1/2	9.62	244.35	15
FAF-1500-3	3	10.50	266.70	10
FAF-1500-4	4	12.25	311.15	10
FAF-1500-5	5	14.75	374.65	5
FAF-1500-6	6	15.50	393.70	5
FAF-1500-8	8	19.00	482.60	4
FAF-1500-10	10	23.00	584.20	2
FAF-1500-12	12	26.50	673.10	2
FAF-1500-14	14	29.50	749.30	2
FAF-1500-16	16	32.50	825.50	2
FAF-1500-18	18	36.00	914.40	2
FAF-1500-20	20	38.75	984.25	2
FAF-1500-24	24	46.00	1168.40	2
2500 Class Pressure Rating				
FAF-2500-1/2	1/2	5.25	133.35	50
FAF-2500-3/4	3/4	5.50	139.70	40
FAF-2500-1	1	6.25	158.75	35
FAF-2500-1 1/4	1-1/4	7.25	184.15	25
FAF-2500-1 1/2	1-1/2	8.00	203.20	20
FAF-2500-2	2	9.25	234.95	15
FAF-2500-2 1/2	2-1/2	10.50	266.70	10
FAF-2500-3	3	12.00	304.80	10
FAF-2500-4	4	14.00	355.60	8
FAF-2500-5	5	16.50	419.10	5
FAF-2500-6	6	19.00	482.60	4
FAF-2500-8	8	21.75	552.45	4
FAF-2500-10	10	26.50	673.10	2
FAF-2500-12	12	30.00	762.00	2

FAR Series

Raised-Face Protectors

FAR Series raised-face protectors are self-adhesive covers that preserve sealing surfaces on any ANSI B-16.5 and ANSI B-16.47 raised-face flange. The protective back is easily peeled off for quick installation and leaves no residue on the flange after removal.

Material: High-Density Polyethylene **Color:** Black

Please note: Some environments may cause the FAR adhesive residue to remain on the machined surfaces. Please test before applying.

All standard die-cut flange covers are 1/16" thick. Alternative materials and thicknesses are available, please call 1-888-CAPLUGS for further information.

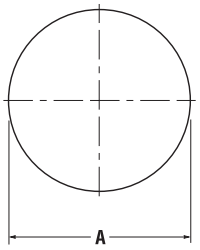

Caplugs No.	Dimensions			Packaging
	Nominal Size	A		Minimum Sales Quantity
	In	In	mm	
All Classes				
FAR-1/2	1/2	1.38	35.05	250
FAR-3/4	3/4	1.69	42.93	250
FAR-1	1	2.00	50.80	200
FAR-1-1/4	1-1/4	2.50	63.50	150
FAR-1-1/2	1-1/2	2.88	73.15	100
FAR-2	2	3.62	91.95	75
FAR-2-1/2	2-1/2	4.12	104.65	75
FAR-3	3	5.00	127.00	50
FAR-3-1/2	3-1/2	5.50	139.70	50
FAR-4	4	6.19	157.23	35
FAR-5	5	7.31	185.67	25
FAR-6	6	8.50	215.90	20
FAR-8	8	10.62	269.75	10
FAR-10	10	12.75	323.85	10
FAR-12	12	15.00	381.00	5
FAR-14	14	16.25	412.75	5
FAR-16	16	18.50	469.90	5
FAR-18	18	21.00	533.40	4
FAR-20	20	23.00	584.20	2
FAR-22	22	25.25	641.35	2
FAR-24	24	27.25	692.15	2
26" to 48" Class Pressure Rating A 150 Flanges				
FAR-150-26A	26	29.50	749.30	2
FAR-150-28A	28	31.50	800.10	2
FAR-150-30A	30	33.75	857.25	2
FAR-150-32A	32	36.00	914.40	2
FAR-150-34A	34	38.00	965.20	2
FAR-150-36A	36	40.25	1022.35	2
FAR-150-38A	38	42.25	1073.15	2
FAR-150-40A	40	44.25	1123.95	2
FAR-150-42A	42	47.00	1193.80	2
FAR-150-44A	44	49.00	1244.60	2
FAR-150-46A	46	51.00	1295.40	2
FAR-150-48A	48	53.50	1358.90	2
26" to 50" Class Pressure Rating B 150 Flanges				
FAR-150-26B	26	28.00	711.20	2
FAR-150-28B	28	30.00	762.00	2

* For other material and color options, contact customer service.

Raised-Face Protectors FAR Series

Caplugs No.	Dimensions			Packaging
	Nominal Size	A		Minimum Sales Quantity
	In	In	mm	
26" to 50" Class Pressure Rating B 150 Flanges (cont.)				
FAR-150-30B	30	32.00	812.80	2
FAR-150-32B	32	34.00	863.60	2
FAR-150-34B	34	36.25	920.75	2
FAR-150-36B	36	38.25	971.55	2
FAR-150-38B	38	40.25	1022.35	2
FAR-150-40B	40	42.50	1079.50	2
FAR-150-42B	42	44.50	1130.30	2
FAR-150-44B	44	46.50	1181.10	2
FAR-150-46B	46	48.62	1234.95	2
FAR-150-48B	48	50.75	1289.05	2
FAR-150-50B	50	52.75	1339.85	2
26" to 50" Class Pressure Rating A 300 Flanges				
FAR-300-26A	26	29.50	749.30	2
FAR-300-28A	28	31.50	800.10	2
FAR-300-30A	30	33.75	857.25	2
FAR-300-32A	32	36.00	914.40	2
FAR-300-34A	34	38.00	965.20	2
FAR-300-36A	36	40.25	1022.35	2
FAR-300-38A	38	40.50	1028.70	2
FAR-300-40A	40	42.75	1085.85	2
FAR-300-42A	42	44.75	1136.65	2
FAR-300-44A	44	47.00	1193.80	2
FAR-300-46A	46	49.00	1244.60	2
FAR-300-48A	48	51.25	1301.75	2
FAR-300-50A	50	53.50	1358.90	2
26" to 48" Class Pressure Rating B 300 Flanges				
FAR-300-26B	26	29.00	736.60	2
FAR-300-28B	28	31.00	787.40	2
FAR-300-30B	30	33.25	844.55	2
FAR-300-32B	32	35.50	901.70	2
FAR-300-34B	34	37.50	952.50	2
FAR-300-36B	36	39.75	1009.65	2
FAR-300-38B	38	41.75	1060.45	2
FAR-300-40B	40	43.88	1114.55	2
FAR-300-42B	42	46.00	1168.40	2
FAR-300-44B	44	48.00	1219.20	2
FAR-300-46B	46	50.00	1270.00	2
FAR-300-48B	48	52.25	1327.15	2
26" to 50" Class Pressure Rating A 400 Flanges				
FAR-400-26A	26	29.50	749.30	2
FAR-400-28A	28	31.50	800.10	2
FAR-400-30A	30	33.75	857.25	2
FAR-400-32A	32	36.00	914.40	2
FAR-400-34A	34	38.00	965.20	2
FAR-400-36A	36	40.25	1022.35	2
FAR-400-38A	38	40.75	1035.05	2
FAR-400-40A	40	43.00	1092.20	2
FAR-400-42A	42	45.00	1143.00	2
FAR-400-44A	44	47.25	1200.15	2
FAR-400-46A	46	49.50	1257.30	2
FAR-400-48A	48	51.50	1308.10	2
FAR-400-50A	50	53.62	1361.95	2
26" to 50" Class Pressure Rating B 400 Flanges				
FAR-400-26B	26	28.00	711.20	2
FAR-400-28B	28	30.00	762.00	2
FAR-400-30B	30	32.25	819.15	2
FAR-400-32B	32	34.38	873.25	2

FAR Series Raised-Face Protectors (cont.)

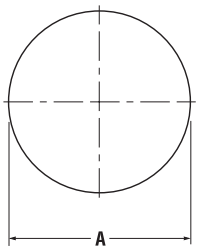

Caplugs No.	Dimensions			Packaging
	Nominal Size	A		Minimum Sales Quantity
	In	In	mm	
26" to 50" Class Pressure Rating B 400 Flanges (cont.)				
FAR-400-34B	34	36.50	927.10	2
FAR-400-36B	36	38.62	980.95	2
FAR-400-38B	38	40.75	1035.05	2
FAR-400-40B	40	43.00	1092.20	2
FAR-400-42B	42	45.00	1143.00	2
FAR-400-44B	44	47.25	1200.15	2
FAR-400-46B	46	49.50	1257.30	2
FAR-400-48B	48	51.50	1308.10	2
FAR-400-50B	50	53.62	1361.95	2
26" to 48" Class Pressure Rating A 600 Flanges				
FAR-600-26A	26	29.50	749.30	2
FAR-600-28A	28	31.50	800.10	2
FAR-600-30A	30	33.75	857.25	2
FAR-600-32A	32	36.00	914.40	2
FAR-600-34A	34	38.00	965.20	2
FAR-600-36A	36	40.25	1022.35	2
FAR-600-38A	38	41.50	1054.10	2
FAR-600-40A	40	43.75	1111.25	2
FAR-600-42A	42	46.00	1168.40	2
FAR-600-44A	44	48.25	1225.55	2
FAR-600-46A	46	50.25	1276.35	2
FAR-600-48A	48	52.50	1333.50	2
26" to 48" Class Pressure Rating B 600 Flanges				
FAR-600-26B	26	28.62	726.95	2
FAR-600-28B	28	30.88	784.35	2
FAR-600-30B	30	33.12	841.25	2
FAR-600-32B	32	35.25	895.35	2
FAR-600-34B	34	37.50	952.50	2
FAR-600-36B	36	39.75	1009.65	2
FAR-600-38A	38	41.50	1054.10	2
FAR-600-40B	40	43.75	1111.25	2
FAR-600-42B	42	46.00	1168.40	2
FAR-600-44B	44	48.25	1225.55	2
FAR-600-46B	46	50.25	1276.35	2
FAR-600-48B	48	52.50	1333.50	2
26" to 46" Class Pressure Rating A 900 Flanges				
FAR-900-26A	26	29.50	749.30	2
FAR-900-28A	28	31.50	800.10	2
FAR-900-30A	30	33.75	857.25	2
FAR-900-32A	32	36.00	914.40	2
FAR-900-34A	34	38.00	965.20	2
FAR-900-36A	36	40.25	1022.35	2
FAR-900-38A	38	43.25	1098.55	2
FAR-900-40A	40	45.75	1162.05	2
FAR-900-42A	42	47.75	1212.85	2
FAR-900-44A	44	50.00	1270.00	2
FAR-900-46A	46	52.50	1333.50	2

* For other material and color options, contact customer service.

Raised-Face Protectors (cont.) FAR Series

Caplugs No.	Dimensions			Packaging
	Nominal Size	A		Minimum Sales Quantity
	In	In	mm	
26" to 46" Class Pressure Rating B 900 Flanges				
FAR-900-26B	26	30.00	762.00	2
FAR-900-28B	28	32.25	819.15	2
FAR-900-30B	30	34.50	876.30	2
FAR-900-32B	32	36.50	927.10	2
FAR-900-34B	34	39.00	990.60	2
FAR-900-36B	36	40.50	1028.70	2
FAR-900-38B	38	43.25	1098.55	2
FAR-900-40B	40	45.75	1162.05	2
FAR-900-42B	42	47.75	1212.85	2
FAR-900-44B	44	50.00	1270.00	2
FAR-900-46B	46	52.50	1333.50	2
26" to 50" Class Pressure Rating B 75 Flanges				
FAR-75-26B	26	27.75	704.85	2
FAR-75-28B	28	29.75	755.65	2
FAR-75-30B	30	31.75	806.45	2
FAR-75-32B	32	33.75	857.25	2
FAR-75-34B	34	35.75	908.05	2
FAR-75-36B	36	38.00	965.20	2
FAR-75-38B	38	40.00	1016.00	2
FAR-75-40B	40	42.00	1066.80	2
FAR-75-42B	42	44.00	1117.60	2
FAR-75-44B	44	46.25	1174.75	2
FAR-75-46B	46	48.25	1225.55	2
FAR-75-48B	48	50.25	1276.35	2
FAR-75-50B	50	52.25	1327.15	2

FFP Series

Finger-Lock Flange Covers

FFP Series finger-lock flange covers feature a die-cut configuration with locking bolt hole tabs to keep protector in place without adhesive or separate fasteners.

Material: Low-Density Polyethylene **Color:** Black

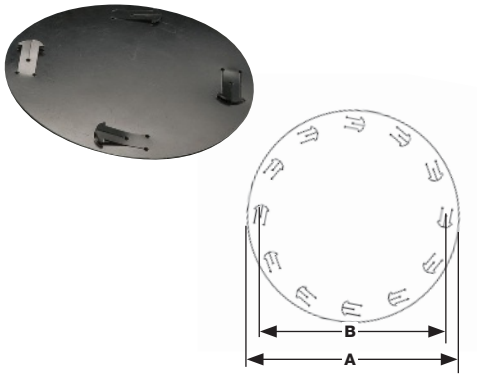

FAN Series

Flange Covers with Bolt Holes

FAN Series flange covers with bolt holes securely cover the full face of any ANSI B-16.5 and ANSI B-16.47 flanges and sealing surfaces with use of additional plugs (FBH Series) or cable ties (CAB Series) through four bolt holes.

Material: High-Density Polyethylene **Color:** Black

Note: Additional materials available:

.200 impact board
.125 corrugated polyethylene

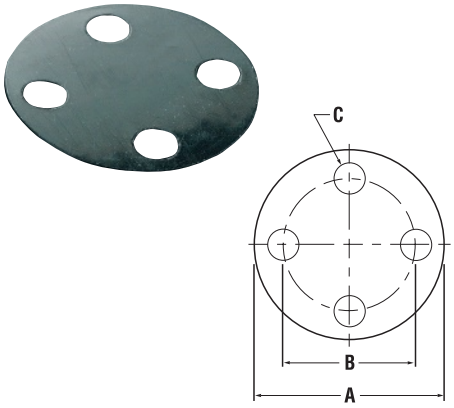

* For other material and color options, contact customer service.

Finger-Lock Flange Covers FFP Series

Caplugs No.	Nominal Pipe Size (In)	Dimension A (In)	Dimension B (In)	Carton Quantity
FFP-150-1	1	4.25	3.12	50
FFP-150-2	2	6.00	4.75	50
FFP-300-6	6	12.50	10.62	50
FFP-600-4	4	10.75	8.50	50
FFP-900-6	6	15.00	12.50	50
FFP-1500-6	6	15.50	12.50	50
FFP-2500-2	2	9.25	6.75	50

Flange Covers with Bolt Holes FAN Series

Caplugs No.	Dimensions							Min Sales Quantity	Fasteners	
	Nominal Pipe Size (In)	A		B		C			Matching Bolt Hole Plug	Cable Tie
		In	mm	In	mm	In	mm			
75 Class Pressure Rating										
FAN-75-26	26	30.00	762.00	28.50	723.90	.81	20.62	5	FBH-750	CAB-B11S0M
FAN-75-28	28	32.00	812.80	30.50	774.70	.81	20.62	4	FBH-750	CAB-B11S0M
FAN-75-30	30	34.00	863.60	32.50	825.50	.81	20.62	2	FBH-750	CAB-B11S0M
FAN-75-32	32	36.00	914.40	34.50	876.30	.81	20.62	2	FBH-750	CAB-B11S0M
FAN-75-34	34	38.00	965.20	36.50	927.10	.81	20.62	2	FBH-750	CAB-B11S0M
FAN-75-36	36	40.69	1033.53	39.06	992.12	.94	23.93	2	FBH-875	CAB-B11S0M
FAN-75-38	38	42.69	1084.33	41.06	1042.92	.94	23.93	2	FBH-875	CAB-B11S0M
FAN-75-40	40	44.69	1135.13	43.06	1093.72	.94	23.93	2	FBH-875	CAB-B11S0M
FAN-75-42	42	46.69	1185.93	45.06	1144.52	.94	23.93	2	FBH-875	CAB-B11S0M
FAN-75-44	44	49.25	1250.95	47.38	1203.45	1.06	26.97	2	FBH-1000	CAB-B11S0M
FAN-75-46	46	51.25	1301.75	49.38	1254.25	1.06	26.97	2	FBH-1000	CAB-B11S0M
FAN-75-48	48	53.25	1352.55	51.38	1305.05	1.06	26.97	2	FBH-1000	CAB-B14S0M
FAN-75-50	50	55.25	1403.35	53.38	1355.85	1.06	26.97	2	FBH-1000	CAB-B14S0M
FAN-75-52	52	57.38	1457.45	55.50	1409.70	1.06	26.97	2	FBH-1000	CAB-B14S0M
FAN-75-54	54	59.38	1508.25	57.50	1460.50	1.06	26.97	2	FBH-1000	CAB-B14S0M
150 Class Pressure Rating										
FAN-150-1/2	1/2	3.50	88.90	2.38	60.45	.68	17.32	150	FBH-625	CAB-B7S0M
FAN-150-3/4	3/4	3.88	98.55	2.75	69.85	.68	17.32	150	FBH-625	CAB-B7S0M
FAN-150-1	1	4.25	107.95	3.12	79.25	.68	17.32	100	FBH-625	CAB-B7S0M
FAN-150-1-1/4	1-1/4	4.62	117.35	3.50	88.90	.68	17.32	100	FBH-625	CAB-B7S0M
FAN-150-1-1/2	1-1/2	5.00	127.00	3.88	98.55	.68	17.32	100	FBH-625	CAB-B7S0M
FAN-150-2	2	6.00	152.40	4.75	120.65	.68	17.32	75	FBH-625	CAB-B7S0M
FAN-150-2-1/2	2-1/2	7.00	177.80	5.50	139.70	.81	20.62	50	FBH-750	CAB-B11S0M
FAN-150-3	3	7.50	190.50	6.00	152.40	.81	20.62	50	FBH-750	CAB-B11S0M
FAN-150-3-1/2	3-1/2	8.50	215.90	7.00	177.80	.81	20.62	50	FBH-750	CAB-B11S0M
FAN-150-4	4	9.00	228.60	7.50	190.50	.81	20.62	40	FBH-750	CAB-B11S0M
FAN-150-5	5	10.00	254.00	8.50	215.90	.94	23.93	35	FBH-875	CAB-B11S0M
FAN-150-6	6	11.00	279.40	9.50	241.30	.94	23.93	25	FBH-875	CAB-B11S0M
FAN-150-8	8	13.50	342.90	11.75	298.45	.94	23.93	20	FBH-875	CAB-B11S0M
FAN-150-10	10	16.00	406.40	14.25	361.95	1.06	26.97	15	FBH-1000	CAB-B11S0M
FAN-150-12	12	19.00	482.60	17.00	431.80	1.06	26.97	10	FBH-1000	CAB-B11S0M
FAN-150-14	14	21.00	533.40	18.75	476.25	1.18	30.02	10	FBH-1125	CAB-B11S0M
FAN-150-16	16	23.50	596.90	21.25	539.75	1.18	30.02	5	FBH-1125	CAB-B11S0M
FAN-150-18	18	25.00	635.00	22.75	577.85	1.31	33.32	5	FBH-1250	CAB-B11S0M
FAN-150-20	20	27.50	698.50	25.00	635.00	1.31	33.32	5	FBH-1250	CAB-B11S0M

FAN Series Flange Covers with Bolt Holes (cont.)

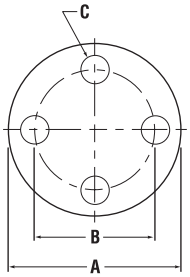

Caplugs No.	Dimensions							Min Sales Quantity	Fasteners	
	Nominal Pipe Size (In)	A		B		C			Matching Bolt Hole Plug	Cable Tie
		In	mm	In	mm	In	mm			
150 Class Pressure Rating (cont.)										
FAN-150-22	22	29.50	749.30	27.25	692.15	1.44	36.63	5	FBH-1375	CAB-B11S0M
FAN-150-24	24	32.00	812.80	29.50	749.30	1.44	36.63	4	FBH-1375	CAB-B14S0M
FAN-150-26A	26	34.25	869.95	31.75	806.45	1.44	36.63	4	FBH-1375	CAB-B14S0M
FAN-150-26B	26	30.94	785.88	29.31	744.47	.94	23.93	4	FBH-875	CAB-B11S0M
FAN-150-28A	28	36.50	927.10	34.00	863.60	1.44	36.63	2	FBH-1375	CAB-B14S0M
FAN-150-28B	28	32.94	836.68	31.31	795.27	.94	23.93	2	FBH-875	CAB-B11S0M
FAN-150-30A	30	38.75	984.25	36.00	914.40	1.44	36.63	2	FBH-1375	CAB-B14S0M
FAN-150-30B	30	34.94	887.48	33.31	846.07	.94	23.93	2	FBH-875	CAB-B11S0M
FAN-150-32A	32	41.75	1060.45	38.50	977.90	1.68	42.72	2	FBH-1625	CAB-B24H0L
FAN-150-32B	32	37.06	941.32	35.44	900.18	.94	23.93	2	FBH-875	CAB-B11S0M
FAN-150-34A	34	43.75	1111.25	40.50	1028.70	1.68	42.72	2	FBH-1625	CAB-B24H0L
FAN-150-34B	34	39.56	1004.82	37.69	957.33	1.06	26.97	2	FBH-1000	CAB-B11S0M
FAN-150-36A	36	46.00	1168.40	42.75	1085.85	1.68	42.72	2	FBH-1625	CAB-B24H0L
FAN-150-36B	36	41.62	1057.15	39.75	1009.65	1.06	26.97	2	FBH-1000	CAB-B11S0M
FAN-150-38A	38	48.75	1238.25	45.25	1149.35	1.68	42.72	2	FBH-1625	CAB-B24H0L
FAN-150-38B	38	44.25	1123.95	42.12	1069.85	1.18	30.02	2	FBH-1125	CAB-B14S0M
FAN-150-40A	40	50.75	1289.05	47.25	1200.15	1.68	42.72	2	FBH-1625	CAB-B24H0L
FAN-150-40B	40	46.25	1174.75	44.12	1120.65	1.18	30.02	2	FBH-1125	CAB-B14S0M
FAN-150-42A	42	53.00	1346.20	49.50	1257.30	1.68	42.72	2	FBH-1625	CAB-B24H0L
FAN-150-42B	42	48.25	1225.55	46.12	1171.45	1.18	30.02	2	FBH-1125	CAB-B14S0M
FAN-150-44A	44	55.25	1403.35	51.75	1314.45	1.68	42.72	2	FBH-1625	CAB-B24H0L
FAN-150-44B	44	50.25	1276.35	48.12	1222.25	1.18	30.02	2	FBH-1125	CAB-B14S0M
FAN-150-46A	46	57.25	1454.15	53.75	1365.25	1.68	42.72	2	FBH-1625	CAB-B24H0L
FAN-150-46B	46	52.81	1341.37	50.56	1284.22	1.31	33.32	2	FBH-1250	CAB-B14S0M
FAN-150-48A	48	59.50	1511.30	56.00	1422.40	1.68	42.72	2	FBH-1625	CAB-B24H0L
FAN-150-48B	48	54.81	1392.17	52.56	1335.02	1.31	33.32	2	FBH-1250	CAB-B14S0M
300 Class Pressure Rating										
FAN-300-1/2	1/2	3.75	95.25	2.62	66.55	.68	17.32	150	FBH-625	CAB-B7S0M
FAN-300-3/4	3/4	4.62	117.35	3.25	82.55	.81	20.62	100	FBH-750	CAB-B7S0M
FAN-300-1	1	4.88	123.95	3.50	88.90	.81	20.62	100	FBH-750	CAB-B7S0M
FAN-300-1-1/4	1-1/4	5.25	133.35	3.88	98.55	.81	20.62	100	FBH-750	CAB-B7S0M
FAN-300-1-1/2	1-1/2	6.12	155.45	4.50	114.30	.94	23.93	75	FBH-875	CAB-B11S0M
FAN-300-2	2	6.50	165.10	5.00	127.00	.81	20.62	75	FBH-750	CAB-B11S0M
FAN-300-2-1/2	2-1/2	7.50	190.50	5.88	149.35	.94	23.93	50	FBH-875	CAB-B11S0M
FAN-300-3	3	8.25	209.55	6.62	168.15	.94	23.93	50	FBH-875	CAB-B11S0M
FAN-300-3-1/2	3-1/2	9.00	228.60	7.25	184.15	.94	23.93	40	FBH-875	CAB-B11S0M
FAN-300-4	4	10.00	254.00	7.88	200.15	.94	23.93	35	FBH-875	CAB-B11S0M
FAN-300-5	5	11.00	279.40	9.25	234.95	.94	23.93	25	FBH-875	CAB-B11S0M
FAN-300-6	6	12.50	317.50	10.62	269.75	.94	23.93	25	FBH-875	CAB-B11S0M
FAN-300-8	8	15.00	381.00	13.00	330.20	1.06	26.97	15	FBH-1000	CAB-B11S0M
FAN-300-10	10	17.50	444.50	15.25	387.35	1.18	30.02	10	FBH-1125	CAB-B11S0M
FAN-300-12	12	20.50	520.70	17.75	450.85	1.31	33.32	10	FBH-1250	CAB-B11S0M
FAN-300-14	14	23.00	584.20	20.25	514.35	1.31	33.32	8	FBH-1250	CAB-B11S0M
FAN-300-16	16	25.50	647.70	22.50	571.50	1.44	36.63	5	FBH-1375	CAB-B11S0M
FAN-300-18	18	28.00	711.20	24.75	628.65	1.44	36.63	5	FBH-1375	CAB-B14S0M
FAN-300-20	20	30.50	774.70	27.00	685.80	1.44	36.63	5	FBH-1375	CAB-B14S0M

* For other material and color options, contact customer service.

Flange Covers with Bolt Holes (cont.) **FAN Series**

Caplugs No.	Dimensions							Min Sales Quantity	Fasteners	
	Nominal Pipe Size (In)	A		B		C			Matching Bolt Hole Plug	Cable Tie
		In	mm	In	mm	In	mm			
300 Class Pressure Rating (cont.)										
FAN-300-22	22	33.00	838.20	29.25	742.95	1.68	42.72	2	FBH-1625	CAB-B24H0L
FAN-300-24	24	36.00	914.40	32.00	812.80	1.68	42.72	2	FBH-1625	CAB-B24H0L
FAN-300-26A	26	38.25	971.55	34.50	876.30	1.81	46.02	2	FBH-1750	CAB-B24H0L
FAN-300-26B	26	34.12	866.65	31.62	803.15	1.44	36.63	2	FBH-1375	CAB-B24H0L
FAN-300-28A	28	40.75	1035.05	37.00	939.80	1.81	46.02	2	FBH-1750	CAB-B24H0L
FAN-300-28B	28	36.25	920.75	33.75	857.25	1.44	36.63	2	FBH-1375	CAB-B24H0L
FAN-300-30A	30	43.00	1092.20	39.25	996.95	1.94	49.33	2	FBH-1875	CAB-B24H0L
FAN-300-30B	30	39.00	990.60	36.25	920.75	1.56	39.67	2	FBH-1500	CAB-B24H0L
FAN-300-32A	32	45.25	1149.35	41.50	1054.10	2.06	52.37	2	FBH-2000	CAB-B24H0L
FAN-300-32B	32	41.50	1054.10	38.50	977.90	1.68	42.72	2	FBH-1625	CAB-B24H0L
FAN-300-34A	34	47.50	1206.50	43.50	1104.90	2.06	52.37	2	FBH-2000	CAB-B24H0L
FAN-300-34B	34	43.62	1107.95	40.62	1031.75	1.68	42.72	2	FBH-1625	CAB-B24H0L
FAN-300-36A	36	50.00	1270.00	46.00	1168.40	2.18	55.42	2	FBH-2125	CAB-B24H0L
FAN-300-36B	36	46.12	1171.45	42.88	1089.15	1.81	46.02	2	FBH-1750	CAB-B24H0L
FAN-300-38A	38	46.00	1168.40	43.00	1092.20	1.68	42.72	2	FBH-1625	CAB-B24H0L
FAN-300-38B	38	48.12	1222.25	44.88	1139.95	1.81	46.02	2	FBH-1750	CAB-B24H0L
FAN-300-40A	40	48.75	1238.25	45.50	1155.70	1.81	46.02	2	FBH-1750	CAB-B24H0L
FAN-300-40B	40	50.12	1273.05	46.88	1190.75	1.81	46.02	2	FBH-1750	CAB-B24H0L
FAN-300-42A	42	50.75	1289.05	47.50	1206.50	1.81	46.02	2	FBH-1750	CAB-B24H0L
FAN-300-42B	42	52.50	1333.50	49.00	1244.60	1.94	49.33	2	FBH-1875	CAB-B24H0L
FAN-300-44A	44	53.25	1352.55	49.75	1263.65	1.94	49.33	2	FBH-1875	CAB-B24H0L
FAN-300-44B	44	54.50	1384.30	51.00	1295.40	1.94	49.33	2	FBH-1875	CAB-B24H0L
FAN-300-46A	46	55.75	1416.05	52.00	1320.80	2.06	52.37	2	FBH-2000	CAB-B24H0L
FAN-300-46B	46	57.50	1460.50	53.75	1365.25	2.06	52.37	2	FBH-2000	CAB-B24H0L
FAN-300-48A	48	57.75	1466.85	54.00	1371.60	2.06	52.37	2	FBH-2000	CAB-B24H0L
FAN-300-48B	48	59.50	1511.30	55.75	1416.05	2.06	52.37	2	FBH-2000	CAB-B24H0L
400 Class Pressure Rating										
FAN-400-1/2	1/2	3.75	95.25	2.62	66.55	.68	17.32	150	FBH-625	CAB-B7S0M
FAN-400-3/4	3/4	4.62	117.35	3.25	82.55	.81	20.62	100	FBH-750	CAB-B7S0M
FAN-400-1	1	4.88	123.95	3.50	88.90	.81	20.62	100	FBH-750	CAB-B7S0M
FAN-400-1 1/4	1-1/4	5.25	133.35	3.88	98.55	.81	20.62	100	FBH-750	CAB-B7S0M
FAN-400-1 1/2	1-1/2	6.12	155.45	4.50	114.30	.94	23.93	75	FBH-875	CAB-B11S0M
FAN-400-2	2	6.50	165.10	5.00	127.00	.81	20.62	75	FBH-750	CAB-B11S0M
FAN-400-2 1/2	2-1/2	7.50	190.50	5.88	149.35	.94	23.93	50	FBH-875	CAB-B11S0M
FAN-400-3	3	8.25	209.55	6.62	168.15	.94	23.93	50	FBH-875	CAB-B11S0M
FAN-400-3 1/2	3-1/2	9.00	228.60	7.25	184.15	1.06	26.97	40	FBH-1000	CAB-B11S0M
FAN-400-4	4	10.00	254.00	7.88	200.15	1.06	26.97	35	FBH-1000	CAB-B11S0M
FAN-400-5	5	11.00	279.40	9.25	234.95	1.06	26.97	25	FBH-1000	CAB-B11S0M
FAN-400-6	6	12.50	317.50	10.62	269.75	1.06	26.97	25	FBH-1000	CAB-B11S0M
FAN-400-8	8	15.00	381.00	13.00	330.20	1.18	30.02	15	FBH-1125	CAB-B11S0M
FAN-400-10	10	17.50	444.50	15.25	387.35	1.31	33.32	10	FBH-1250	CAB-B14S0M
FAN-400-12	12	20.50	520.70	17.75	450.85	1.44	36.63	10	FBH-1375	CAB-B14S0M
FAN-400-14	14	23.00	584.20	20.25	514.35	1.44	36.63	8	FBH-1375	CAB-B14S0M
FAN-400-16	16	25.50	647.70	22.50	571.50	1.56	39.67	5	FBH-1500	CAB-B14S0M
FAN-400-18	18	28.00	711.20	24.75	628.65	1.56	39.67	5	FBH-1500	CAB-B14S0M
FAN-400-20	20	30.50	774.70	27.00	685.80	1.68	42.72	5	FBH-1625	CAB-B24H0L
FAN-400-22	22	33.00	838.20	29.25	742.95	1.81	46.02	2	FBH-1750	CAB-B24H0L
FAN-400-24	24	36.00	914.40	32.00	812.80	1.94	49.33	2	FBH-1875	CAB-B24H0L
FAN-400-26A	26	38.25	971.55	34.50	876.30	1.94	49.33	2	FBH-1875	CAB-B24H0L
FAN-400-26B	26	33.50	850.90	30.75	781.05	1.56	39.67	2	FBH-1500	CAB-B24H0L
FAN-400-28A	28	40.75	1035.05	37.00	939.80	2.06	52.37	2	FBH-2000	CAB-B24H0L
FAN-400-28B	28	36.00	914.40	33.00	838.20	1.68	42.72	2	FBH-1625	CAB-B24H0L
FAN-400-30A	30	43.00	1092.20	39.25	996.95	2.18	55.42	2	FBH-2125	CAB-B24H0L
FAN-400-30B	30	38.25	971.55	35.25	895.35	1.68	42.72	2	FBH-1625	CAB-B24H0L
FAN-400-32A	32	45.25	1149.35	41.50	1054.10	2.18	55.42	2	FBH-2125	CAB-B24H0L
FAN-400-32B	32	40.75	1035.05	37.50	952.50	1.81	46.02	2	FBH-1750	CAB-B24H0L
FAN-400-34A	34	47.50	1206.50	43.50	1104.90	2.18	55.42	2	FBH-2125	CAB-B24H0L

FAN Series Flange Covers with Bolt Holes (cont.)

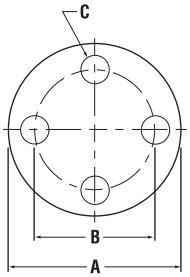

Caplugs No.	Dimensions							Min Sales Quantity	Fasteners	
	Nominal Pipe Size (In)	A		B		C			Matching Bolt Hole Plug	Cable Tie
		In	mm	In	mm	In	mm			
400 Class Pressure Rating (cont.)										
FAN-400-34B	34	42.75	1085.85	39.50	1003.30	1.81	46.02	2	FBH-1750	CAB-B24H0L
FAN-400-36A	36	50.00	1270.00	46.00	1168.40	2.18	55.42	2	FBH-2125	CAB-B24H0L
FAN-400-36B	36	45.50	1155.70	42.00	1066.80	1.94	49.33	2	FBH-1875	CAB-B24H0L
FAN-400-38A	38	47.50	1206.50	44.00	1117.60	1.94	49.33	2	FBH-1875	CAB-B24H0L
FAN-400-38B	38	47.50	1206.50	44.00	1117.60	1.94	49.33	2	FBH-1875	CAB-B24H0L
FAN-400-40A	40	50.00	1270.00	46.25	1174.75	2.06	52.37	2	FBH-2000	CAB-B24H0L
FAN-400-40B	40	50.00	1270.00	46.25	1174.75	2.06	52.37	2	FBH-2000	CAB-B24H0L
FAN-400-42A	42	52.00	1320.80	48.25	1225.55	2.06	52.37	2	FBH-2000	CAB-B24H0L
FAN-400-42B	42	52.00	1320.80	48.25	1225.55	2.06	52.37	2	FBH-2000	CAB-B24H0L
FAN-400-44A	44	54.50	1384.30	50.50	1282.70	2.18	55.42	2	FBH-2125	CAB-B24H0L
FAN-400-44B	44	54.50	1384.30	50.50	1282.70	2.18	55.42	2	FBH-2125	CAB-B24H0L
FAN-400-46A	46	56.75	1441.45	52.75	1339.85	2.18	55.42	2	FBH-2125	CAB-B24H0L
FAN-400-46B	46	56.75	1441.45	52.75	1339.85	2.18	55.42	2	FBH-2125	CAB-B24H0L
FAN-400-48A	48	59.50	1511.30	55.25	1403.35	2.44	62.03	2	FBH-2375	CAB-B24H0L
FAN-400-48B	48	59.50	1511.30	55.25	1403.35	2.44	62.03	2	FBH-2375	CAB-B24H0L
600 Class Pressure Rating										
FAN-600-1/2	1/2	3.75	95.25	2.62	66.55	.68	17.32	150	FBH-625	CAB-B7S0M
FAN-600-3/4	3/4	4.62	117.35	3.25	82.55	.81	20.62	100	FBH-750	CAB-B7S0M
FAN-600-1	1	4.88	123.95	3.50	88.90	.81	20.62	100	FBH-750	CAB-B7S0M
FAN-600-1 1/4	1-1/4	5.25	133.35	3.88	98.55	.81	20.62	100	FBH-750	CAB-B7S0M
FAN-600-1 1/2	1-1/2	6.12	155.45	4.50	114.30	.94	23.93	75	FBH-875	CAB-B11S0M
FAN-600-2	2	6.50	165.10	5.00	127.00	.81	20.62	75	FBH-750	CAB-B11S0M
FAN-600-2 1/2	2-1/2	7.50	190.50	5.88	149.35	.94	23.93	50	FBH-875	CAB-B11S0M
FAN-600-3	3	8.25	209.55	6.62	168.15	.94	23.93	50	FBH-875	CAB-B11S0M
FAN-600-3 1/2	3-1/2	9.00	228.60	7.25	184.15	1.06	26.97	40	FBH-1000	CAB-B11S0M
FAN-600-4	4	10.75	273.05	8.50	215.90	1.06	26.97	25	FBH-1000	CAB-B11S0M
FAN-600-5	5	13.00	330.20	10.50	266.70	1.18	30.02	20	FBH-1125	CAB-B11S0M
FAN-600-6	6	14.00	355.60	11.50	292.10	1.18	30.02	15	FBH-1125	CAB-B11S0M
FAN-600-8	8	16.50	419.10	13.75	349.25	1.31	33.32	15	FBH-1250	CAB-B11S0M
FAN-600-10	10	20.00	508.00	17.00	431.80	1.44	36.63	10	FBH-1375	CAB-B14S0M
FAN-600-12	12	22.00	558.80	19.25	488.95	1.44	36.63	8	FBH-1375	CAB-B11S0M
FAN-600-14	14	23.75	603.25	20.75	527.05	1.56	39.67	8	FBH-1500	CAB-B14S0M
FAN-600-16	16	27.00	685.80	23.75	603.25	1.68	42.72	5	FBH-1625	CAB-B14S0M
FAN-600-18	18	29.25	742.95	25.75	654.05	1.81	46.02	5	FBH-1750	CAB-B14S0M
FAN-600-20	20	32.00	812.80	28.50	723.90	1.81	46.02	4	FBH-1750	CAB-B14S0M
FAN-600-22	22	34.25	869.95	30.63	778.00	1.81	46.02	2	FBH-1750	CAB-B14S0M
FAN-600-24	24	37.00	939.80	33.00	838.20	2.06	52.37	2	FBH-2000	CAB-B24H0L
FAN-600-26A	26	40.00	1016.00	36.00	914.40	2.06	52.37	2	FBH-2000	CAB-B24H0L
FAN-600-26B	26	35.00	889.00	31.75	806.45	1.81	46.02	2	FBH-1750	CAB-B24H0L
FAN-600-28A	28	42.25	1073.15	38.00	965.20	2.18	55.42	2	FBH-2125	CAB-B24H0L
FAN-600-28B	28	37.50	952.50	34.00	863.60	1.94	49.33	2	FBH-1875	CAB-B24H0L
FAN-600-30A	30	44.50	1130.30	40.25	1022.35	2.18	55.42	2	FBH-2125	CAB-B24H0L
FAN-600-30B	30	40.25	1022.35	36.50	927.10	2.06	52.37	2	FBH-2000	CAB-B24H0L
FAN-600-32A	32	47.00	1193.80	42.50	1079.50	2.44	62.03	2	FBH-2375	CAB-B24H0L
FAN-600-32B	32	42.75	1085.85	38.75	984.25	2.18	55.42	2	FBH-2125	CAB-B24H0L
FAN-600-34A	34	49.00	1244.60	44.50	1130.30	2.44	62.03	2	FBH-2375	CAB-B24H0L

* For other material and color options, contact customer service.

Flange Covers with Bolt Holes (cont.) **FAN Series**

Caplugs No.	Dimensions							Min Sales Quantity	Fasteners	
	Nominal Pipe Size (In)	A		B		C			Matching Bolt Hole Plug	Cable Tie
		In	mm	In	mm	In	mm			
600 Class Pressure Rating (cont.)										
FAN-600-34B	34	45.75	1162.05	41.50	1054.10	2.44	62.03	2	FBH-2375	CAB-B24H0L
FAN-600-36A	36	51.75	1314.45	47.00	1193.80	2.68	68.12	2	FBH-2625	CAB-B24H0L
FAN-600-36B	36	47.75	1212.85	43.50	1104.90	2.44	62.03	2	FBH-2375	CAB-B24H0L
FAN-600-38A	38	50.00	1270.00	45.75	1162.05	2.44	62.03	2	FBH-2375	CAB-B24H0L
FAN-600-38B	38	50.00	1270.00	45.75	1162.05	2.44	62.03	2	FBH-2375	CAB-B24H0L
FAN-600-40A	40	52.00	1320.80	47.75	1212.85	2.44	62.03	2	FBH-2375	CAB-B24H0L
FAN-600-40B	40	52.00	1320.80	47.75	1212.85	2.44	62.03	2	FBH-2375	CAB-B24H0L
FAN-600-42A	42	55.25	1403.35	50.50	1282.70	2.68	68.12	2	FBH-2625	CAB-B24H0L
FAN-600-42B	42	55.25	1403.35	50.50	1282.70	2.68	68.12	2	FBH-2625	CAB-B24H0L
FAN-600-44A	44	57.25	1454.15	52.50	1333.50	2.68	68.12	2	FBH-2625	CAB-B24H0L
FAN-600-44B	44	57.25	1454.15	52.50	1333.50	2.68	68.12	2	FBH-2625	CAB-B24H0L
FAN-600-46A	46	59.50	1511.30	54.75	1390.65	2.68	68.12	2	FBH-2625	CAB-B24H0L
FAN-600-46B	46	59.50	1511.30	54.75	1390.65	2.68	68.12	2	FBH-2625	CAB-B24H0L
900 Class Pressure Rating										
FAN-900-1/2	1/2	4.75	120.65	3.25	82.55	.94	23.93	100	FBH-875	CAB-B11S0M
FAN-900-3/4	3/4	5.12	130.05	3.50	88.90	.94	23.93	100	FBH-875	CAB-B11S0M
FAN-900-1	1	5.88	149.35	4.00	101.60	1.06	26.97	75	FBH-1000	CAB-B11S0M
FAN-900-1 1/4	1-1/4	6.25	158.75	4.38	111.25	1.06	26.97	75	FBH-1000	CAB-B11S0M
FAN-900-1 1/2	1-1/2	7.00	177.80	4.88	123.95	1.19	30.28	50	FBH-1125	CAB-B11S0M
FAN-900-2	2	8.50	215.90	6.50	165.10	1.06	26.97	50	FBH-1000	CAB-B11S0M
FAN-900-2 1/2	2-1/2	9.62	244.35	7.50	190.50	1.19	30.28	40	FBH-1125	CAB-B11S0M
FAN-900-3	3	9.50	241.30	7.50	190.50	1.06	26.97	40	FBH-1000	CAB-B11S0M
FAN-900-4	4	11.50	292.10	9.25	234.95	1.31	33.32	25	FBH-1250	CAB-B11S0M
FAN-900-5	5	13.75	349.25	11.00	279.40	1.44	36.63	20	FBH-1375	CAB-B14S0M
FAN-900-6	6	15.00	381.00	12.50	317.50	1.31	33.32	15	FBH-1250	CAB-B14S0M
FAN-900-8	8	18.50	469.90	15.50	393.70	1.56	39.67	10	FBH-1500	CAB-B14S0M
FAN-900-10	10	21.50	546.10	18.50	469.90	1.56	39.67	8	FBH-1500	CAB-B14S0M
FAN-900-12	12	24.00	609.60	21.00	533.40	1.56	39.67	8	FBH-1500	CAB-B24H0L
FAN-900-14	14	25.25	641.35	22.00	558.80	1.69	42.98	5	FBH-1625	CAB-B24H0L
FAN-900-16	16	27.75	704.85	24.25	615.95	1.81	46.02	5	FBH-1750	CAB-B24H0L
FAN-900-18	18	31.00	787.40	27.00	685.80	2.06	52.37	5	FBH-2000	CAB-B24H0L
FAN-900-20	20	33.75	857.25	29.50	749.30	2.19	55.68	2	FBH-2125	CAB-B24H0L
FAN-900-24	24	41.00	1041.40	35.50	901.70	2.69	68.38	2	FBH-2625	CAB-B24H0L
FAN-900-26A	26	42.75	1085.85	37.50	952.50	2.94	74.73	2	FBH-2875	CAB-B24H0L
FAN-900-26B	26	40.25	1022.35	35.50	901.70	2.68	68.12	2	FBH-2625	CAB-B24H0L
FAN-900-28A	28	46.00	1168.40	40.25	1022.35	3.18	80.82	2	n/a	CAB-B24H0L
FAN-900-28B	28	43.50	1104.90	38.25	971.55	2.94	74.73	2	FBH-2875	CAB-B24H0L
FAN-900-30A	30	48.50	1231.90	42.75	1085.85	3.18	80.82	2	n/a	CAB-B36H0L
FAN-900-30B	30	46.50	1181.10	40.75	1035.05	3.18	80.82	2	n/a	CAB-B24H0L
FAN-900-32A	32	51.75	1314.45	45.50	1155.70	3.44	87.43	2	n/a	CAB-B36H0L
FAN-900-32B	32	48.75	1238.25	43.00	1092.20	3.18	80.82	2	n/a	CAB-B36H0L
FAN-900-34A	34	55.00	1397.00	48.25	1225.55	3.68	93.52	2	n/a	CAB-B36H0L
FAN-900-34B	34	51.75	1314.45	45.50	1155.70	3.44	87.43	2	n/a	CAB-B36H0L
FAN-900-36A	36	57.50	1460.50	50.75	1289.05	3.68	93.52	2	n/a	CAB-B36H0L
FAN-900-36B	36	53.00	1346.20	47.25	1200.15	3.18	80.82	2	n/a	CAB-B36H0L
FAN-900-38A	38	57.50	1460.50	50.75	1289.05	3.68	93.52	2	n/a	CAB-B36H0L
FAN-900-38B	38	57.50	1460.50	50.75	1289.05	3.68	93.52	2	n/a	CAB-B36H0L
FAN-900-40A	40	59.50	1511.30	52.75	1339.85	3.68	93.52	2	n/a	CAB-B36H0L
FAN-900-40B	40	59.50	1511.30	52.75	1339.85	3.68	93.52	2	n/a	CAB-B36H0L
1500 Class Pressure Rating										
FAN-1500-1/2	1/2	4.75	120.65	3.25	82.55	.94	23.93	100	FBH-875	CAB-B11S0M
FAN-1500-3/4	3/4	5.12	130.05	3.50	88.90	.94	23.93	100	FBH-875	CAB-B11S0M
FAN-1500-1	1	5.88	149.35	4.00	101.60	1.06	26.97	75	FBH-1000	CAB-B11S0M
FAN-1500-1 1/4	1-1/4	6.25	158.75	4.38	111.25	1.06	26.97	75	FBH-1000	CAB-B11S0M
FAN-1500-1 1/2	1-1/2	7.00	177.80	4.88	123.95	1.19	30.28	50	FBH-1125	CAB-B11S0M
FAN-1500-2	2	8.50	215.90	6.50	165.10	1.06	26.97	50	FBH-1000	CAB-B11S0M
FAN-1500-2 1/2	2-1/2	9.62	244.35	7.50	190.50	1.19	30.28	40	FBH-1125	CAB-B11S0M

FAN Series Flange Covers with Bolt Holes (cont.)

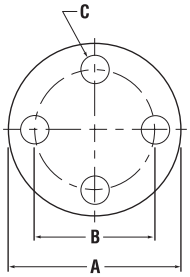

Caplugs No.	Dimensions							Min Sales Quantity	Fasteners	
	Nominal Pipe Size (In)	A		B		C			Matching Bolt Hole Plug	Cable Tie
		In	mm	In	mm	In	mm			
1500 Class Pressure Rating (cont.)										
FAN-1500-3	3	10.50	266.70	8.00	203.20	1.31	33.32	25	FBH-1250	CAB-B14S0M
FAN-1500-4	4	12.25	311.15	9.50	241.30	1.44	36.63	25	FBH-1375	CAB-B14S0M
FAN-1500-5	5	14.75	374.65	11.50	292.10	1.69	42.98	15	FBH-1625	CAB-B24H0L
FAN-1500-6	6	15.50	393.70	12.50	317.50	1.56	39.67	15	FBH-1500	CAB-B24H0L
FAN-1500-8	8	19.00	482.60	15.50	393.70	1.81	46.02	10	FBH-1750	CAB-B24H0L
FAN-1500-10	10	23.00	584.20	19.00	482.60	2.06	52.37	8	FBH-2000	CAB-B24H0L
FAN-1500-12	12	26.50	673.10	22.50	571.50	2.19	55.68	5	FBH-2125	CAB-B24H0L
FAN-1500-14	14	29.50	749.30	25.00	635.00	2.44	62.03	5	FBH-2375	CAB-B24H0L
FAN-1500-16	16	32.50	825.50	27.75	704.85	2.69	68.38	4	FBH-2625	CAB-B24H0L
FAN-1500-18	18	36.00	914.40	30.50	774.70	2.94	74.73	2	FBH-2875	CAB-B24H0L
FAN-1500-20	20	38.75	984.25	32.75	831.85	3.19	81.08	2	n/a	CAB-B36H0L
FAN-1500-24	24	46.00	1168.40	39.00	990.60	3.69	93.78	2	n/a	CAB-B36H0L

CAB Series Cable Ties

CAB Series cable ties can be used with any FAN Series through bolt holes. The ties are designed from durable 6/6 nylon in a variety of lengths and strengths.

Material: Nylon **Color:** Natural, UV Black

CAB-200TT Tensioning tool for use with 18 lb. through 50 lb. cable ties

CAB-300TT Tensioning tool for use with 120 lb. through 175 lb. cable ties

Note: Purchase item only. Not available to sample.

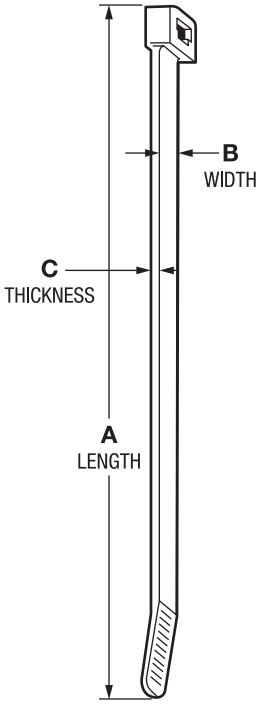

* For other material and color options, contact customer service.

Flange Covers with Bolt Holes (cont.) FAN Series

Caplugs No.	Dimensions							Min Sales Quantity	Fasteners	
	Nominal Pipe Size (In)	A		B		C			Matching Bolt Hole Plug	Cable Tie
		In	mm	In	mm	In	mm			
2500 Class Pressure Rating										
FAN-2500-1/2	1/2	5.25	133.35	3.50	88.90	.94	23.93	100	FBH-875	CAB-B11S0M
FAN-2500-3/4	3/4	5.50	139.70	3.75	95.25	.94	23.93	75	FBH-875	CAB-B11S0M
FAN-2500-1	1	6.25	158.75	4.25	107.95	1.06	26.97	75	FBH-1000	CAB-B11S0M
FAN-2500-1 1/4	1-1/4	7.25	184.15	5.13	130.30	1.19	30.28	50	FBH-1125	CAB-B11S0M
FAN-2500-1 1/2	1-1/2	8.00	203.20	5.75	146.05	1.31	33.32	50	FBH-1250	CAB-B11S0M
FAN-2500-2	2	9.25	234.95	6.75	171.45	1.19	30.28	40	FBH-1125	CAB-B14S0M
FAN-2500-2 1/2	2-1/2	10.50	266.70	7.75	196.85	1.31	33.32	25	FBH-1250	CAB-B14S0M
FAN-2500-3	3	12.00	304.80	9.00	228.60	1.44	36.63	25	FBH-1375	CAB-B14S0M
FAN-2500-4	4	14.00	355.60	10.75	273.05	1.69	42.98	15	FBH-1625	CAB-B24H0L
FAN-2500-5	5	16.50	419.10	12.75	323.85	1.94	49.33	15	FBH-1875	CAB-B24H0L
FAN-2500-6	6	19.00	482.60	14.50	368.30	2.19	55.68	10	FBH-2125	CAB-B24H0L
FAN-2500-8	8	21.75	552.45	17.25	438.15	2.19	55.68	8	FBH-2125	CAB-B24H0L
FAN-2500-10	10	26.50	673.10	21.25	539.75	2.69	68.38	5	FBH-2625	CAB-B24H0L
FAN-2500-12	12	30.00	762.00	24.38	619.25	2.94	74.73	5	FBH-2875	CAB-B36H0L

Cable Ties CAB Series

Caplugs No.	Color	Dimensions										Packaging
		A		B		C		Tensile Strength		Max Bundle Diameter		Quantity / Bag
		In	mm	In	mm	In	mm	lbs	kg	In	mm	
CAB-B4M9M	Natural	4.10	104.10	.10	2.54	.04	1.02	18	39.71	.62	15.74	1000
CAB-B4M0M	UV Black	4.10	104.10	.10	2.54	.04	1.02	18	39.71	.62	15.74	1000
CAB-B6M9M	Natural	6.10	154.88	.10	2.54	.04	1.02	18	39.71	1.25	31.74	1000
CAB-B8M0M	UV Black	8.10	205.66	.10	2.54	.04	1.02	18	39.71	2.00	50.78	1000
CAB-B519M	Natural	5.70	144.72	.14	3.55	.05	1.27	40	88.24	1.25	31.74	1000
CAB-B510M	UV Black	5.70	144.72	.14	3.55	.05	1.27	40	88.24	1.25	31.74	1000
CAB-B819M	Natural	8.20	208.20	.14	3.55	.05	1.27	40	88.24	2.00	50.78	1000
CAB-B810M	UV Black	8.20	208.20	.14	3.55	.05	1.27	40	88.24	2.00	50.78	1000
CAB-B7S9M	Natural	8.00	203.12	.19	4.82	.05	1.27	50	110.30	2.00	50.78	1000
CAB-B7S0M	UV Black	8.00	203.12	.19	4.82	.05	1.27	50	110.30	2.00	50.78	1000
CAB-B11S9M	Natural	11.80	299.60	.19	4.82	.05	1.27	50	110.30	3.00	76.17	1000
CAB-B11S0M	UV Black	11.80	299.60	.19	4.82	.05	1.27	50	110.30	3.00	76.17	1000
CAB-B14S9M	Natural	14.80	375.77	.19	4.82	.05	1.27	50	110.30	4.00	101.56	1000
CAB-B14S0M	UV Black	14.80	375.77	.19	4.82	.05	1.27	50	110.30	4.00	101.56	1000
CAB-B8L9C	Natural	9.00	228.51	.30	7.62	.08	2.03	120	264.72	2.00	50.78	100
CAB-B11L9C	Natural	12.10	307.22	.30	7.62	.08	2.03	120	264.72	3.00	76.17	100
CAB-B11L0C	UV Black	12.10	307.22	.30	7.62	.08	2.03	120	264.72	3.00	76.17	100
CAB-B14L0C	UV Black	15.00	380.85	.30	7.62	.08	2.03	120	264.72	4.00	101.56	100
CAB-B24H9L	Natural	25.20	639.83	.35	8.89	.08	2.03	175	386.05	7.00	177.73	50
CAB-B24H0L	UV Black	25.20	639.83	.35	8.89	.08	2.03	175	386.05	7.00	177.73	50
CAB-B36H0L	UV Black	36.50	926.74	.35	8.89	.08	2.03	175	386.05	10.70	271.67	50
CAB-B48H9L	Natural	48.00	1218.72	.35	8.89	.08	2.03	175	386.05	15.00	380.85	50
CAB-B48H0L	UV Black	48.00	1218.72	.35	8.89	.08	2.03	175	386.05	15.00	380.85	50

FBH Series

Bolt Hole Plugs

FBH Series bolt hole plugs securely fasten any FAN Series onto a flange. The outer ribs accommodate various hole diameter tolerances and a thick flange allows for easy removal.

Material: High-Density Polyethylene **Color:** Black

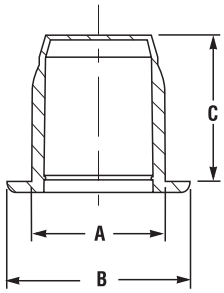

* For other material and color options, contact customer service.

Bolt Hole Plugs FBH Series

Caplugs No.	Bolt Hole Size	Dimensions						Packaging		Used With
		A		B		C		Carton Quantity	Mini Pak Quantity	
	In	In	mm	In	mm	In	mm			
FBH-625	5/8	.635	16.13	1.03	26.16	.44	11.18	800	160	FAN-150-1/2, 150-3/4, 150-1, 150-1-1/4,150-1-1/2, 300-1/2, 600-1/2
FBH-750	3/4	.761	19.33	1.12	28.45	.75	19.05	800	160	FAN-150-2, 150-2-1/2, 150-3, 150-3-1/2, 300-3/4, 300-1, 300-1-1/4, 300-2, 600-3/4, 600-1, 600-1-1/4, 600-2
FBH-875	7/8	.888	22.56	1.28	32.51	.94	23.88	800	160	FAN-150-4, 150-5, 150-6, 150-8, 300-1-1/2, 300-2-1/2, 300-3, 300-3-1/2, 300-4, 300-5, 300-6, 600-1-1/2, 600-3, 900-1/2, 900-3/4
FBH-1000	1	1.020	25.91	1.43	36.32	1.19	30.23	800	160	FAN-150-10, 150-12, 300-8, 600-3-1/2, 600-4, 900-1, 900-1-1/4, 900-2, 900-3
FBH-1125	1-1/8	1.142	29.01	1.56	39.62	1.25	31.75	600	120	FAN-150-14, 150-16, 300-10, 600-5, 600-6, 900-1-1/2, 900-2-1/2
FBH-1250	1-1/4	1.269	32.23	1.68	42.67	1.25	31.75	600	120	FAN-150-18, 150-20, 300-12, 300-14, 600-8, 900-4, 900-6
FBH-1375	1-3/8	1.396	35.46	1.78	45.21	1.25	31.75	600	120	FAN-300-16, 300-18, 600-10, 600-12, 900-5
FBH-1500	1-1/2	1.530	38.86	1.93	49.02	1.25	31.75	400	80	FAN-600-14, 900-8, 900-10, 900-12
FBH-1625	1-5/8	1.650	41.91	2.03	51.56	1.25	31.75	400	80	FAN-600-16, 900-14
FBH-1750	1-3/4	1.775	45.07	2.18	55.35	1.25	31.74	500	100	FAN-300-26A, 300-28A, 300-38B,300-40A, 300-40B, 300-42A, 400-22, 400-32B, 400-34B, 600-22, 600-26B
FBH-1875	1-7/8	1.902	48.29	2.31	58.65	1.25	31.74	400	80	FAN-300-42B, 300-44A, 300-44B, 400-24, 400-26A , 400-36B, 400-38A, 400-38B, 600-28B, 2500-5
FBH-2000	2	2.040	51.80	2.43	61.70	1.25	31.74	400	80	FAN-300-32A, 300-34A, 300-46A, 300-46B, 300-48A, 300-48B, 400-28A, 400-40A, 400-40B, 400-42A, 400-42B, 600-24, 600-26A, 600-30B, 900-18
FBH-2125	2-1/8	2.156	54.74	2.56	65.00	1.62	41.13	300	60	FAN-400-30A, 400-32A, 400-34A, 400-36A, 400-44A, 400-44B, 400-46A, 400-46B, 600-28A,600-30A, 600-32B, 2500-6, 2500-8
FBH-2375	2-3/8	2.410	61.19	2.81	71.35	1.62	41.13	300	60	FAN-400-48A, 400-48B, 600-32A, 600-34A, 600-34B, 600-36B 600-38A, 600-38B, 600-40A, 600-40B, 1500-14
FBH-2625	2-5/8	2.664	67.64	3.09	78.46	1.62	41.13	200	40	FAN-600-36A, 600-42A, 600-42B, 600-44A, 600-44B, 600-46A, 600-46B, 900-24, 900-26B, 1500-16, 2500-10
FBH-2875	2-7/8	2.918	74.09	3.31	84.04	1.62	41.13	200	40	FAN-900-26A, 900-28A, 1500-18, 2500-12

FLGV Series

Valve Flange Protectors

FLGV Series valve flange protectors are engineered with a tapered body and wide flange to protect entire machined surface from dirt and contaminants. The protectors only fit a schedule 40 pipe.

Material: Low-Density Polyethylene **Color:** Orange

Note: Does not cover bolt holes.

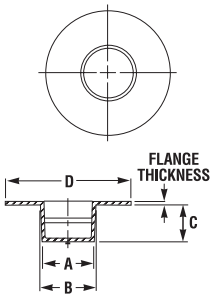

EPN-305 Series

Push-In Protectors

EPN-305 Series push-in protectors feature a universal design which enables use on a variety of flanges and classifications. Meets ANSI 16.5 DIN 2627-2638 (see chart).

Material: Linear Low-Density Polyethylene **Color:** Yellow

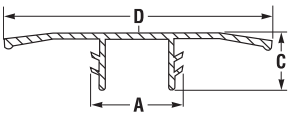

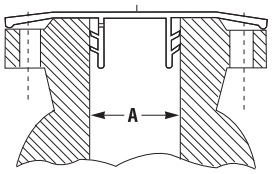

* For other material and color options, contact customer service.

Valve Flange Protectors FLGV Series

Caplugs No.	Nominal Size	Flange Thickness	Dimensions				Packaging	
			A	B	C	D	Carton Quantity	Mini Pak Quantity
	In	In	In	In	In	In		
FLGV-109	1/2	.25	.540	.585	.500	1.440	4000	800
FLGV-110	3/4	.03	.720	.750	.500	1.688	2500	500
FLGV-111	1	.03	.940	.970	.625	2.000	800	160
FLGV-112	1-1/4	.04	1.360	1.400	.625	3.560	500	100
FLGV-113	1-1/2	.04	1.600	1.640	.750	2.875	500	100
FLGV-114	2	.05	2.040	2.100	.750	3.625	250	50
FLGV-115	2-1/2	.05	2.440	2.500	.750	4.125	250	50
FLGV-115-1	2-1/2	.05	2.440	2.500	.750	5.125	700	140
FLGV-116	3	.05	3.014	3.150	.730	6.050	400	80
FLGV-117	3-1/2	.06	3.520	3.580	.750	5.590	450	90
FLGV-118	4	.06	4.000	4.140	.980	6.310	250	50
FLGV-119	5	.06	5.020	5.080	1.000	7.312	200	40
FLGV-120	6	.06	6.040	6.100	1.000	8.500	150	30

Push-In Protectors EPN-305 Series

Caplugs No.	DN No.	Nominal Size	Dimensions						Packaging	
			A		C		D		Carton Quantity	Mini Pak Quantity
		In	In	mm	In	mm	In	mm		
EPN-305-0375	DN10	3/8	.55	13.97	.79	20.07	3.39	86.11	1000	n/a
EPN-305-0500	DN15	1/2	.75	19.05	.79	20.07	3.54	89.92	1000	n/a
EPN-305-0750	DN20	3/4	.94	23.88	.79	20.07	3.94	100.08	700	n/a
EPN-305-1	DN25	1	1.18	29.97	.79	20.07	4.33	109.98	500	n/a
EPN-305-1250	DN32	1-1/4	1.54	39.12	.79	20.07	5.35	135.89	300	n/a
EPN-305-1500	DN40	1-1/2	1.77	44.96	.79	20.07	5.75	146.05	250	n/a
EPN-305-2	DN50	2	2.20	55.88	.79	20.07	6.30	160.02	200	n/a
EPN-305-2500	DN65	2-1/2	2.83	71.88	.79	20.07	7.09	180.09	200	n/a
EPN-305-3	DN80	3	3.35	85.09	.98	24.89	7.72	196.09	150	n/a
EPN-305-4	DN100	4	4.29	108.97	.98	24.89	8.50	215.90	100	n/a
EPN-305-5	DN125	5	5.28	134.11	.98	24.89	9.69	246.13	75	n/a
EPN-305-6	DN150	6	6.34	161.04	1.38	35.05	11.02	279.91	40	n/a
EPN-305-7060	-	7-1/16	7.375	187.33	1.38	35.052	13.88	352.55	15	n/a
EPN-305-8	DN200	8	8.27	210.06	1.38	35.05	13.23	336.04	40	n/a
EPN-305-10	DN250	10	10.31	261.87	1.57	39.88	15.35	389.89	28	n/a
EPN-305-12	DN300	12	12.52	318.01	1.89	48.01	17.72	450.09	20	n/a
EPN-305-16	DN400	16	16.14	409.96	2.44	61.98	22.83	579.88	10	n/a

Caplugs No.	Nominal Size	A				ANSI B 16.5/BS 1560						DIN 2627-2638/BS 4504							
		Minimum		Maximum		Cl. 150-300	Cl. 400	Cl. 600	Cl. 900	Cl. 1500	Cl. 2500	PN 10-16	PN 25-40	PN 64	PN 100	PN 160	PN 250	PN 300	PN-400
	In	In	mm	In	mm														
EPN-305-0375	3/8	.35	8.89	.54	13.72	X	X	X	X	X	X	X	X	X	X	X	X	X	X
EPN-305-0500	1/2	.52	13.21	.68	17.27	X	X	X	X	X	X	X	X	X	X	X	X	X	
EPN-305-0750	3/4	.77	19.56	.88	22.35	X	X	X	X	X	X	X	X	X	X	X	X	X	
EPN-305-1	1	.95	24.13	1.12	28.45	X	X	X	X	X	X	X	X	X	X	X	X	X	
EPN-305-1250	1-1/4	1.18	29.97	1.46	37.08	X	X	X	X	X	X	X	X	X	X	X	X	X	
EPN-305-1500	1-1/2	1.49	37.85	1.70	43.18	X	X	X	X	X	X	X	X	X	X	X	X		
EPN-305-2	2	1.89	48.01	2.15	54.61	X	X	X	X			X	X	X	X	X	X		
EPN-305-2500	2-1/2	2.50	63.50	2.77	70.36	X	X	X	X			X	X	X	X	X			
EPN-305-3	3	2.99	75.95	3.25	82.55	X	X	X				X	X	X	X	X			
EPN-305-4	4	3.82	97.03	4.22	107.19	X	X					X	X	X	X	X			
EPN-305-5	5	4.65	118.11	5.19	131.83	X	X					X	X	X	X	X			
EPN-305-6	6	5.83	148.08	6.26	159.00	X	X					X	X	X					
EPN-305-8	8	7.24	183.90	8.19	208.03	X	X					X	X	X					
EPN-305-10	10	9.37	238.00	10.25	260.35	X	X					X	X	X					
EPN-305-12	12	11.22	284.99	12.40	314.96	X	X					X	X	X					
EPN-305-16	16	13.98	355.09	16.06	407.92	X	X					X	X	X					

EPN-310 Series

Outside Fitting Protectors

EPN-310 Series outside fitting protectors push on to cover the entire flange while also protecting the face and sides. They are ideal for coated and conical bore flanges.

Material: Linear Low-Density Polyethylene **Color:** Yellow

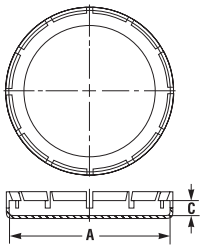

VAS Series

Vinyl ASA Flange Covers

VAS Series vinyl flange covers accommodate most American Standard Association flanges, Navy and Military sizes. The covers protect flanges from dust and moisture during shipment.

Material: Vinyl **Color:** Yellow
Optional Colors: White, Black, Brown, Orange, Red, Green, Gray, Blue

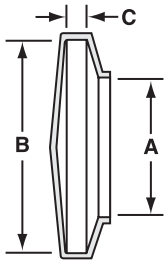

* For other material and color options, contact customer service.

Outside Fitting Protectors EPN-310 Series

Caplugs No.	Dimensions					Packaging	
	To Cover Flange Sizes (In)	A		C		Carton Quantity	Mini Pak Quantity
		In	mm	In	mm		
EPN-310-0500A	150-1/2	3.50	88.90	.56	14.22	250	n/a
EPN-310-0750A	150-3/4	3.88	98.55	.62	15.75	200	n/a
EPN-310-1A	150-1	4.25	107.95	.69	17.53	150	n/a
EPN-310-1500A	150-1-1/2	5.00	127.00	.81	20.57	175	n/a
EPN-310-2A	150-2	6.00	152.40	.87	22.10	100	n/a
EPN-310-3A	150-3	7.50	190.50	1.06	26.92	60	n/a
EPN-310-4A	150-4	9.00	228.60	1.10	27.94	40	n/a
EPN-310-6A	150-6	11.00	279.40	1.14	28.96	25	n/a
EPN-310-10A	150-10	16.00	406.40	1.18	29.97	20	n/a
EPN-310-0500B	300-1/2	3.74	95.00	.67	17.02	200	n/a
EPN-310-1B	300-1	4.88	123.95	.81	20.57	175	n/a
EPN-310-2B	300-2	6.50	165.10	.83	21.08	100	n/a
EPN-310-0500C	600-1/2	3.74	95.00	.67	17.02	200	n/a
EPN-310-1C	600-1	4.88	123.95	.81	20.57	175	n/a

† Mini Paks available in standard color only

Vinyl ASA Flange Covers VAS Series

Caplugs No.	Dimensions						Packaging	
	A		B		C		Carton Quantity	Mini Pak† Quantity
	In	mm	In	mm	In	mm		
VAS-3500-6	2.485	63.12	3.500	88.90	.400	10.16	250	50
VAS-3750-8	2.750	69.85	3.750	95.25	.500	12.70	200	40
VAS-3870-8	2.860	72.64	3.870	98.30	.540	13.72	200	40
VAS-4250-7	3.260	82.80	4.250	107.95	.460	11.68	200	40
VAS-4620-9	3.620	91.95	4.620	117.35	.500	12.70	100	20
VAS-4870-10	3.900	99.06	4.870	123.70	.680	17.27	100	20
VAS-5000-9	4.000	101.60	5.000	127.00	.620	15.75	100	20
VAS-5250-12	4.250	107.95	5.250	133.35	.760	19.30	100	20
VAS-5750-8	5.130	130.30	5.750	146.05	.550	13.97	100	20
VAS-6000-10	4.500	114.30	6.000	152.40	.675	17.15	100	20
VAS-6120-13	5.110	129.79	6.120	155.45	.825	20.96	100	20
VAS-6500-14	5.500	139.70	6.500	165.10	.900	22.86	80	n/a
VAS-7000-12	6.000	152.40	7.000	177.80	.800	20.32	70	n/a
VAS-7500-14	6.500	165.10	7.500	190.50	.900	22.86	60	n/a
VAS-8250-19	7.200	182.88	8.250	209.55	1.300	33.02	20	n/a
VAS-9000-15	8.030	203.96	9.000	228.60	1.000	25.40	20	n/a
VAS-10000-14	9.000	228.60	10.030	254.76	.875	22.23	20	n/a
VAS-10750-24	9.730	247.14	10.750	273.05	1.500	38.10	20	n/a
VAS-11000-16	10.050	255.27	11.000	279.40	1.000	25.40	20	n/a
VAS-12500-22	11.500	292.10	12.500	317.50	1.440	36.58	20	n/a

VF Series

Vinyl Flange Covers

VF Series vinyl flange covers provide a snug fit for flanged and beaded tubes. The covers are quick and easy to apply.

Material: Vinyl **Color:** Yellow
Optional Colors: White, Black, Brown, Orange, Red, Green, Gray, Blue

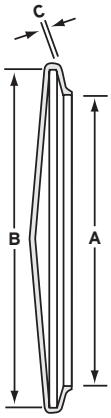

FF Series

Caps for Flanged and Flange Mounted Fittings

FF Series caps for flanged and flange mounted fittings are available in square, hexagonal and triangular shapes. When provided with slip-on flanges, caps protect surfaces and keep assemblies intact. The caps can be used for a variety of flanged and flange mounted fittings.

Material: Low-Density Polyethylene **Color:** Red

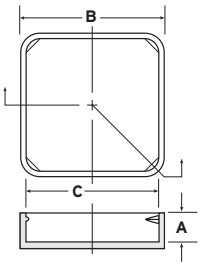

* For other material and color options, contact customer service.

† Mini Paks available in standard color only

Vinyl Flange Covers VF Series

Caplugs No.	Dimensions						Packaging	
	A		B		C		Carton Quantity	Mini Pak† Quantity
	In	mm	In	mm	In	mm		
VF-680	.680	17.27	1.310	33.27	.055	1.40	2000	400
VF-930	.930	23.62	1.550	39.37	.055	1.40	1500	300
VF-1000	1.000	25.40	1.620	41.14	.055	1.40	1500	300
VF-1310	1.310	33.27	1.930	49.02	.055	1.40	1000	200
VF-1500	1.500	38.10	2.195	55.75	.055	1.40	900	180
VF-2000	2.000	50.80	2.695	68.45	.055	1.40	600	120
VF-2180	2.180	55.37	2.860	72.64	.055	1.40	500	100
VF-2500	2.500	63.50	3.180	80.77	.055	1.40	400	80
VF-2930	2.930	74.42	3.560	90.42	.055	1.40	400	80
VF-3000	3.000	76.20	3.600	91.44	.055	1.40	400	80
VF-3500	3.500	88.90	4.155	105.53	.055	1.40	300	60
VF-4000	4.000	101.60	4.690	119.12	.055	1.40	250	50
VF-4250	4.250	107.95	4.940	125.47	.055	1.40	200	40
VF-4500	4.500	114.30	5.190	131.82	.055	1.40	200	40
VF-4750	4.750	120.65	5.440	138.17	.055	1.40	200	40
VF-5000	5.000	127.00	5.690	144.52	.055	1.40	100	20
VF-5250	5.250	133.35	5.940	150.87	.055	1.40	100	20
VF-5500	5.500	139.70	6.190	157.22	.055	1.40	100	20
VF-6000	6.000	152.40	6.690	169.92	.055	1.40	100	20
VF-6500	6.500	165.10	7.190	182.62	.055	1.40	100	20

Caps for Flanged and Flange Mounted Fittings FF Series

Caplugs No.	Dimensions										Packaging	
	Shape	To Fit	A		B		C		D		Carton Quantity	Mini Pak Quantity
			In	mm	In	mm	In	mm	In	mm		
FF-26	Square	AN-756-12	.37	9.39	1.68	42.67	1.62	41.14	-	-	1000	200
FF-28	Square	AN-756-16	.36	9.14	1.84	46.73	1.78	45.21	-	-	1000	200
FF-32	Square	-	.34	8.63	2.11	53.59	2.05	52.07	-	-	1000	200
FF-35	Square	AN-756-20	.37	9.39	2.28	57.91	2.22	56.38	-	-	500	100
FF-38	Square	AN-756-24	.41	10.41	2.49	63.24	2.40	60.96	-	-	500	100
FF-41	Square	MS-9244-32	.44	11.17	2.65	67.31	2.59	65.78	-	-	500	100
FF-48	Square	AN-756-32	.42	10.66	3.09	78.48	3.03	76.96	-	-	500	100
FF-39	Triangle	MS-9233-24	.44	11.17	-	-	-	-	-	-	500	100
FF-64	Hex	AN-756-40	.43	10.92	-	-	-	-	-	-	250	50
FF-72	Hex	AN-756-48	.43	10.92	-	-	-	-	-	-	250	50

VSR Series

Vinyl Snap Ring Flange Covers

VSR Series vinyl snap ring flange covers are designed to snap on tightly to seal the flange during shipment.

Material: Vinyl **Color:** Yellow
Optional Colors: White, Black, Brown, Orange, Red, Green, Gray, Blue

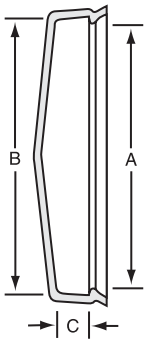

* For other material and color options, contact customer service.

† Mini Paks available in standard color only

Vinyl Snap Ring Flange Covers VSR Series

Caplugs No.	Dimensions						Packaging	
	A		B		C		Carton Quantity	Mini Pak† Quantity
	In	mm	In	mm	In	mm		
VSR-750	.650	16.51	.750	19.05	.20	5.08	1000	n/a
VSR-1000	.870	22.10	1.000	25.40	.375	9.53	1000	200
VSR-1150	1.050	26.67	1.150	29.21	.505	12.83	1000	200
VSR-1250	1.150	29.21	1.250	31.75	.505	12.83	1000	200
VSR-1500	1.450	36.83	1.550	39.37	.430	10.92	1000	200
VSR-1650	1.650	41.91	1.800	45.72	.505	12.83	1000	200
VSR-1750	1.700	43.18	1.800	45.72	.450	11.43	1000	200
VSR-2000	1.950	49.53	2.050	52.07	.450	11.43	1000	200
VSR-2150	2.050	52.07	2.150	54.61	.500	12.70	500	100
VSR-2250	2.150	54.61	2.280	57.91	.450	11.43	500	100
VSR-2500	2.400	60.96	2.620	66.55	.450	11.43	500	100
VSR-2750	2.650	67.31	2.800	71.12	.450	11.43	500	100
VSR-3000	2.850	72.39	3.050	77.47	.450	11.43	250	n/a
VSR-3250	3.150	80.01	3.300	83.82	.450	11.43	250	n/a
VSR-3500	3.400	86.36	3.600	91.44	.450	11.43	250	n/a
VSR-3750	3.650	92.71	3.850	97.79	.500	12.70	250	50
VSR-4000	3.900	99.06	4.080	103.63	.500	12.70	250	n/a
VSR-4250	4.150	105.41	4.320	109.73	.550	13.97	250	50
VSR-4500	4.400	111.76	4.600	116.84	.550	13.97	250	n/a
VSR-4750	4.650	118.11	4.850	123.19	.500	12.70	250	n/a
VSR-5000	4.900	124.46	5.100	129.54	.600	15.24	200	n/a
VSR-5250	5.150	130.81	5.350	135.89	.600	15.24	200	n/a
VSR-5500	5.400	137.16	5.620	142.75	.600	15.24	150	n/a
VSR-5750	5.700	144.78	5.850	148.59	.600	15.24	150	n/a
VSR-6000	5.900	149.86	6.180	156.97	.600	15.24	150	n/a
VSR-6250	6.180	156.97	6.400	162.56	.600	15.24	150	n/a
VSR-6500	6.450	163.83	6.650	168.91	.600	15.24	100	n/a
VSR-6750	6.700	170.18	6.900	175.26	.600	15.24	100	n/a
VSR-7000	6.950	176.53	7.150	181.61	.600	15.24	100	n/a
VSR-7250	7.200	182.88	7.400	187.96	.600	15.24	100	n/a
VSR-7500	7.450	189.23	7.650	194.31	.600	15.24	100	n/a
VSR-7750	7.700	195.58	7.900	200.66	.600	15.24	75	n/a
VSR-8000	7.950	201.93	8.150	207.01	.600	15.24	75	n/a
VSR-8250	8.250	209.55	8.450	214.63	.600	15.24	75	n/a
VSR-8500	8.450	214.63	8.700	220.98	.600	15.24	75	n/a
VSR-8750	8.600	218.44	8.800	223.52	.600	15.24	75	n/a
VSR-9000	8.800	223.52	9.000	228.60	.620	15.75	75	n/a
VSR-9500	9.350	237.49	9.550	242.57	.600	15.24	50	n/a
VSR-9750	9.700	246.38	10.050	255.27	.600	15.24	50	n/a
VSR-10000	9.900	251.46	10.050	255.27	.600	15.24	50	n/a
VSR-10250	10.100	256.54	10.300	261.62	.600	15.24	40	n/a
VSR-10500	10.400	264.16	10.650	270.51	.600	15.24	30	n/a
VSR-11000	10.900	276.86	11.050	280.67	.600	15.24	30	n/a
VSR-11420	11.100	281.94	11.420	290.07	.500	12.70	30	n/a
VSR-12000	11.800	299.72	12.000	304.80	.650	16.51	30	n/a
VSR-12250	12.150	308.61	12.350	313.69	.650	16.51	20	n/a
VSR-13500	13.500	342.90	13.750	349.25	.650	16.51	20	n/a
VSR-14500	14.500	368.30	14.750	374.65	.650	16.51	10	n/a

CC Series

Flange Covers

CC Series flange covers prevent damage during maintenance, repair or new construction in standard and low profile sheet metal or machined flanges.

Material: Low-Density Polyethylene **Color:** Yellow

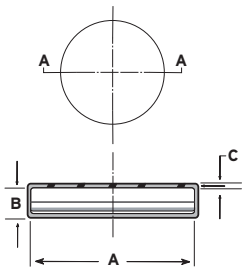

FN Series

Finishing Flanges – Non-Corroding

FN Series flanges (non-corroding) provide a durable and long-lasting appearance as well as an economical alternative to metal flanges.

Material: Linear Low-Density Polyethylene **Color:** White

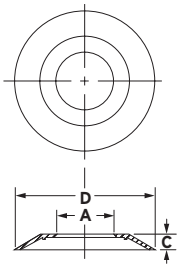

* For other material and color options, contact customer service.

Flange Covers CC Series

Caplugs No.	Dimensions						Packaging	
	A		B		C		Carton Quantity	Mini Pak Quantity
	In	mm	In	mm	In	mm		
CC-1	1.545	39.24	.34	8.64	.031	.79	2500	500
CC-1-1/4	1.872	47.54	.34	8.64	.031	.79	2500	500
CC-1-1/2	2.122	53.89	.34	8.64	.031	.79	2500	500
CC-1-3/4	2.372	60.24	.34	8.64	.031	.79	1000	200
CC-2	2.622	66.59	.34	8.64	.031	.79	1000	200
CC-2-1/4	2.886	73.30	.34	8.64	.031	.79	1000	200
CC-2-1/2	3.136	79.65	.34	8.64	.031	.79	1000	200
CC-2-3/4	3.386	86.00	.34	8.64	.035	.88	1000	200
CC-3	3.636	92.35	.34	8.64	.035	.88	500	100
CC-3-1/4	3.886	98.70	.34	8.64	.035	.88	500	100
CC-3-1/2	4.141	105.18	.34	8.64	.035	.88	500	100
CC-3-3/4	4.391	111.53	.34	8.64	.040	1.01	500	100
CC-4	4.641	117.88	.34	8.64	.040	1.01	500	100
CC-4-1/2	5.141	130.58	.34	8.64	.040	1.01	250	50
CC-5	5.641	143.28	.34	8.64	.040	1.01	250	50
CC-5-1/4	5.891	149.63	.34	8.64	.040	1.01	250	50
CC-5-1/2	6.141	155.98	.34	8.64	.045	1.14	250	50
CC-6	6.656	169.06	.34	8.64	.045	1.14	200	40
CC-6-1/4	6.906	175.41	.34	8.64	.045	1.14	200	40
CC-6-1/2	7.156	181.76	.34	8.64	.045	1.14	200	40
CC-7	7.656	194.46	.34	8.64	.045	1.14	100	20
CC-9	9.656	245.26	.34	8.64	.055	1.40	150	30

Finishing Flanges - Non-Corroding FN Series

Caplugs No.	Common Uses	Dimensions						Packaging
		A		C		D		Carton Quantity
		In	mm	In	mm	In	mm	
FN-177	Fits 3/4 Pipe	1.025	26.04	.28	7.11	2.50	63.50	2500
FN-179-1	Fits 1/4 Pipe	.531	13.49	.20	5.08	2.12	53.85	3000
FN-179-3	Fits 1/2 Pipe	.812	20.62	.20	5.08	2.12	53.85	3000
FN-179-7	Fits 1/4 Pipe	.625	15.88	.20	5.08	2.12	53.85	3000
FN-180	Fits 3/4 Pipe	1.000	25.40	.44	11.18	2.88	73.15	2000
FN-182	Fits 3/4 Pipe	1.000	25.40	.31	7.87	3.25	82.55	1000
FN-184	Fits 3/4 Pipe	1.000	25.40	.32	8.13	3.75	95.25	1000
FN-186	Fits 3/4 Pipe	1.000	25.40	.38	9.65	2.38	60.45	2500
FN-182-3	Fits 1 Pipe	1.312	33.32	.31	7.87	3.25	82.55	1000
FN-182-6	Fits 1 Pipe	1.531	38.89	.31	7.87	3.25	82.55	1000
FN-182-2	Fits 1-1/4 Pipe	1.625	41.28	.31	7.87	3.25	82.55	1000
FN-182-7	Fits 1-1/2 Pipe	1.890	48.01	.31	7.87	3.25	82.55	1000
FN-187-2	Fits 2 Pipe	2.312	58.72	.31	7.87	3.50	88.90	1000
FN-187	Fits 2 O.D. Tube	2.000	50.80	.31	7.87	3.50	88.90	1000
FN-197-7	Fits 1/4" Pipe	.630	15.88	.20	5.08	2.12	53.85	3000

SF Series

Caps for Split-Flange Connections

SF Series caps protect four-bolt split-flange connections. The caps are manufactured with natural, translucent polyethylene and push on with an internal bead for a positive locking grip. The O-ring remains visible after closure is applied.

Material: Low-Density Polyethylene **Color:** Natural

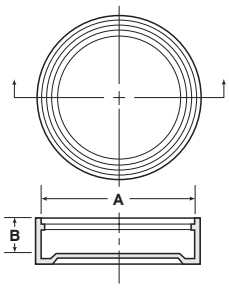

HSF Series

High-Pressure Split-Flange Covers

HSF Series high-pressure split-flange covers are designed with translucent low-density polyethylene to protect four-bolt split-flange connections. The covers attach easily with an internal bead that provides a positive locking grip. The O-ring remains visible after closure is applied.

Material: Low-Density Polyethylene **Color:** Natural

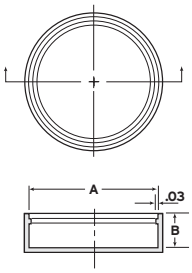

SFP Series

Covers for Split-Flange Connections

SFP Series covers for split-flange connections are used on SAE 3000 lb., four-bolt split hydraulic flanges. The covers protect port and flange surfaces by fitting securely into opening.

Material: Low-Density Polyethylene **Color:** Red

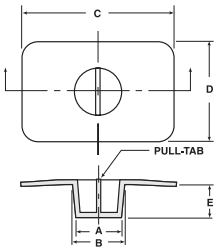

* For other material and color options, contact customer service.

Caps for Split-Flange Connections SF Series

Caplugs No.	Dimensions						Packaging	
	To Cap Nominal Flange Size (In)	To Cap Ferrule Size (In)	A		B		Carton Quantity	Mini Pak Quantity
			In	mm	In	mm		
SF-7	-	1/2, 3/4	1.02	25.91	.34	8.64	5000	1000
SF-CC-8	1/2	-	1.19	30.23	.39	9.91	3000	600
SF-10	5/8	-	1.35	34.29	.39	9.91	2500	500
SF-12	3/4	-	1.50	38.10	.39	9.91	2500	500
SF-16	1	-	1.75	44.45	.41	10.41	2500	500
SF-20	1-1/4	1, 1-1/2	2.00	50.80	.44	11.18	1000	200
SF-24	1-1/2	-	2.38	60.45	.44	11.18	1000	200
SF-28	-	2	2.53	64.26	.32	8.13	1000	200
SF-32	2	-	2.81	71.38	.50	12.70	1000	200
SF-36	-	2-1/2	3.06	77.72	.32	8.13	900	180
SF-CC-40	2-1/2	-	3.31	84.08	.50	12.70	500	100
SF-44	-	3	3.59	91.19	.32	8.13	600	120
SF-48	3	-	4.00	101.60	.50	12.70	500	100
SF-64	-	4	4.68	118.87	.34	8.64	400	80
SF-72	-	-	4.50	114.30	.57	14.48	250	n/a
SF-80	-	-	5.00	127.00	.57	14.48	250	n/a

High-Pressure Split-Flange Covers HSF Series

Caplugs No.	Dimensions					Packaging	
	To Cap Nominal Flange Size (In)	A		B		Carton Quantity	Mini Pak Quantity
		In	mm	In	mm		
HSF-8	1/2	1.28	32.51	.51	12.95	3000	600
HSF-12	3/4	1.66	42.16	.55	13.97	2000	400
HSF-16	1	1.91	48.51	.58	14.73	1000	200
HSF-20	1-1/4	2.16	54.86	.61	15.49	1000	200
HSF-24	1-1/2	2.53	64.26	.70	17.78	800	160
HSF-32	2	3.16	80.26	.70	17.78	500	100
HSF-44	-	2.79	70.90	.48	12.20	500	100

Covers for Split-Flange Connections SFP Series

Caplugs No.	Dimensions												Packaging	
	To Cover Flange Dash Size (In)	To Fit Dim Flange Size (In)	A		B		C		D		E		Carton Quantity	Mini Pak Quantity
			In	mm	In	mm	In	mm	In	mm	In	mm		
SFP-12	-12	3/4	.73	18.54	.79	20.07	2.56	65.03	1.62	41.15	.50	12.70	2500	500
SFP-16	-16	1	.98	24.89	1.04	26.42	2.75	69.85	1.88	47.75	.50	12.70	1000	200
SFP-20	-20	1-1/4	1.23	31.24	1.29	32.77	3.12	79.25	2.00	50.80	.50	12.70	1000	200
SFP-24	-24	1-1/2	1.46	37.09	1.55	39.37	3.69	93.73	2.38	60.45	.75	19.05	500	100
SFP-32	-32	2	1.96	49.79	2.05	52.07	4.00	101.60	2.75	69.85	.75	19.05	500	100
SFP-40	-40	2-1/2	2.46	62.49	2.55	64.77	4.50	114.30	3.25	82.55	.75	19.05	250	50

SAE Series

Push in Flange Protectors for SAE Code 61

SAE Code 61

Hydraulic Flange Protectors for SAE Code 61 (3000 - 5000 PSI) and Code 62 (6000 PSI) provide full flange coverage. Simply insert into the center bore and the lugs will align into the bolt hole pattern. Designed to fit the following hydraulic flanges:

BSPP, NPTF, SAE Threads and Deep Socket Weld

Material: Low Density Polyethylene

Color: Coded by Size: Code 61 Blue, Code 62 Red

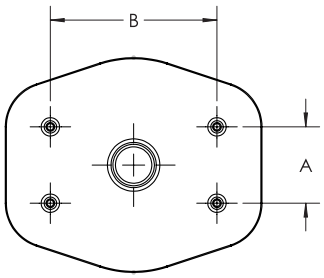

SAE Code 62

SWLD Series

Push in Socket-Weld Fitting Plugs

Socket weld plugs are designed to provide maximum protection for socket weld fitting applications. Slight tapered wall design on the plug O.D. to provide a secure, friction fit with the mating fitting I.D. and allows for the manufacturing tolerance variance of the fitting.

Material: Low Density Polyethylene

Color: Red

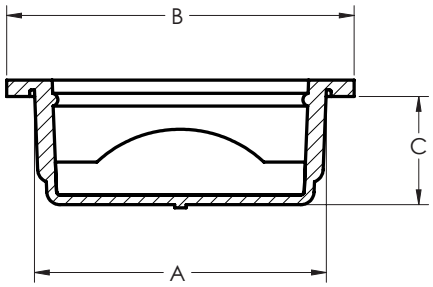

* For other material and color options, contact customer service.

Push in Flange Protectors for SAE Code 61 SAE Series

Caplugs No.	Description	Flange Pressure	Dimensions						Carton Quantity
			Nominal Flange Size	Flange OD	A		B		
					In	mm	In	mm	
SAE61-0500	CODE 61 1/2"	3000	1/2"	1.888	.69	17.53	1.50	38.10	2000
SAE61-0750	CODE 61 3/4"	3000	3/4"	1.500	.88	22.35	1.88	47.75	1000
SAE61-1000	CODE 61 1"	3000	1"	1.750	1.03	26.16	2.06	52.32	1000
SAE61-1250	CODE 61 1-1/4"	3000	1 1/4"	2.000	1.19	30.23	2.31	58.67	700
SAE61-1500	CODE 61 1-1/2"	3000	1 1/2"	2.375	1.41	35.81	2.75	69.85	450
SAE61-2000	CODE 61 2"	3000	2"	2.812	1.69	42.93	3.06	77.72	400

Push in Flange Protectors for SAE Code 62

Caplugs No.	Description	Flange Pressure	Dimensions						Carton Quantity
			Nominal Flange Size	Flange OD	A		B		
					In	mm	In	mm	
SAE62-0500	CODE 62 1/2"	6000	1/2"	1.250	.72	18.29	1.59	40.39	2000
SAE62-0750	CODE 62 3/4"	6000	3/4"	1.625	.94	23.88	2.00	50.80	1000
SAE62-1000	CODE 62 1"	6000	1"	1.875	1.09	27.69	2.25	57.15	700
SAE62-1250	CODE 62 1-1/4"	6000	1 1/4"	2.125	1.25	31.75	2.63	66.80	500
SAE62-1500	CODE 62 1-1/2"	6000	1 1/2"	2.500	1.44	36.58	3.13	79.50	400
SAE62-2000	CODE 62 2"	6000	2"	3.125	1.75	44.45	3.81	96.77	250

Push In Socket-Weld Fitting Plugs SWLD Series

Caplugs No.	Dimensions							Color	Packaging
	Socket Weld Fitting Size In.	A		B		C			Carton Quantity
		In	mm	In	mm	In	mm		
SWLD-0500	1/2"	.890	22.61	1.06	26.92	.33	8.38	Red	1000
SWLD-0750	3/4"	1.100	27.94	1.27	32.26	.45	11.43	Red	500
SWLD-1000	1"	1.365	34.67	1.54	39.12	.44	11.18	Red	300
SWLD-1250	1-1/4"	1.715	43.56	1.88	47.75	.44	11.18	Red	200
SWLD-1500	1-1/2"	1.955	49.66	2.12	53.85	.44	11.18	Red	100
SWLD-2000	2"	2.446	62.13	2.61	66.29	.44	11.18	Red	100

Electronics

Our full line of connector protection shields electrical ports and components from contaminants, damage and electrical charge during the shipping and storage process. The range of general and static production parts serve as low cost insurance for expensive electronics. With specialized materials, a vast range of molding capabilities and an in-house team of engineers, we can deliver solutions to meet ESD protection requirements and MIL/NAS specifications.

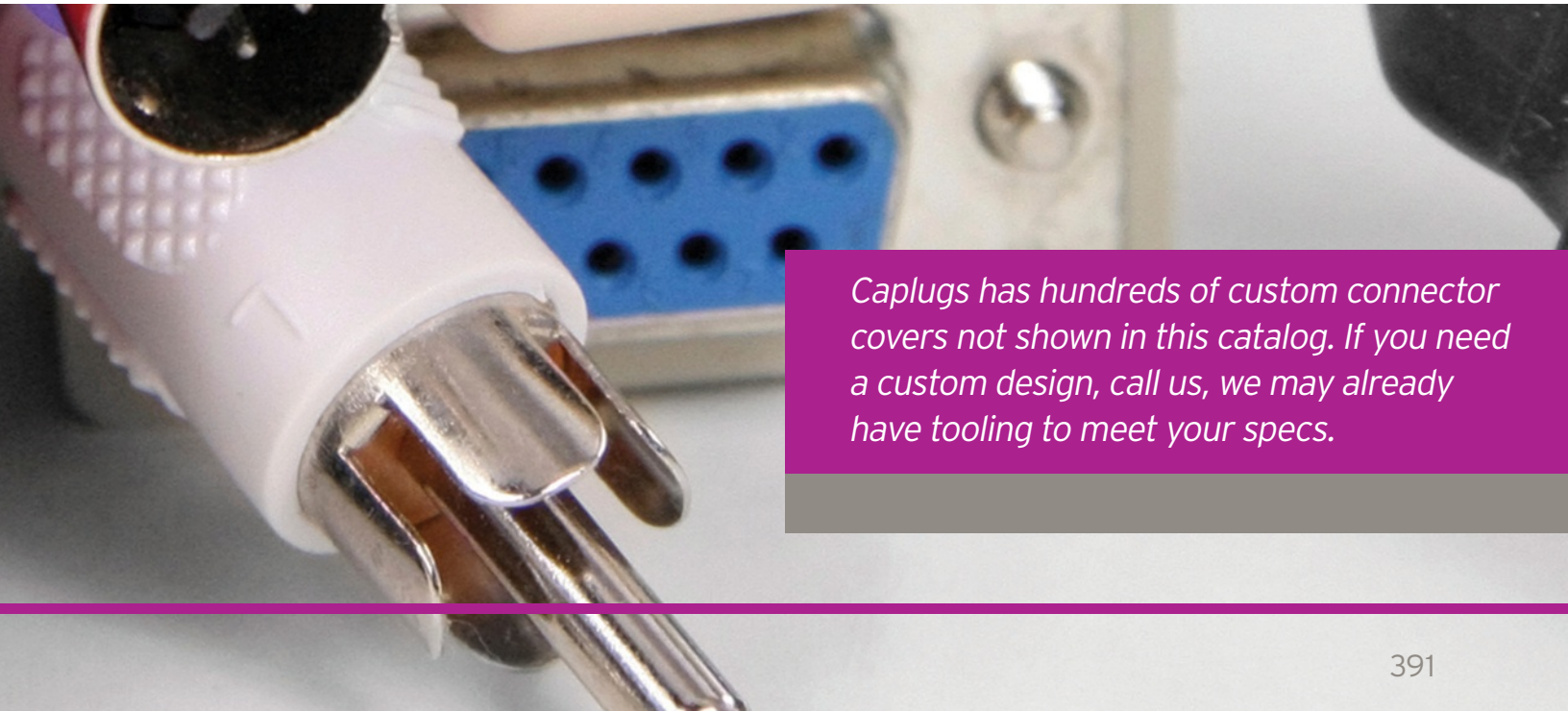

Caplugs has hundreds of custom connector covers not shown in this catalog. If you need a custom design, call us, we may already have tooling to meet your specs.

C Series

Straight-Sided Utility Caps

C Series caps are straight-sided, thin-walled closures designed to protect threaded connectors. The flanged end allows for easy installation and removal in difficult to reach areas. This versatile design is ideal for a variety of threaded and non-threaded applications.

- Applicable specifications: NAS 831

Material: Low-Density Polyethylene **Color:** Red

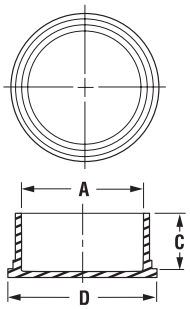

DMC Series

DMC-M Receptacle Dust Cap

Our DMC Series protective dust cap is designed to fit the Deutsch DMC-M receptacle. The dust cap protects from physical damage, dust & dirt during shipment and storage.

Material: Low Density Polyethylene

Standard Color: Red

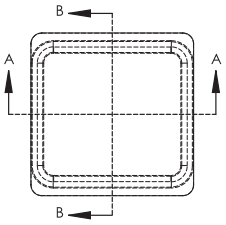

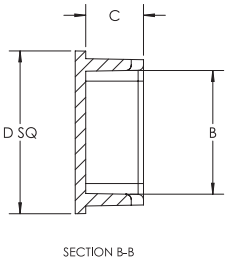

SECTION B-B

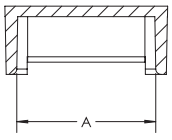

SECTION A-A

* For other material and color options, contact customer service.

Straight-Sided Utility Caps C Series

Caplugs No.	Dimensions							Packaging	
	To Cap Thread Size	A		C		D		Carton Quantity	Mini Pak Quantity
		In	mm	In	mm	In	mm		
C-2	1/2	.47	12.09	.50	12.70	.72	18.29	7500	1500
C-6	5/8	.60	15.24	.50	12.70	.84	21.34	5000	1000
C-8	3/4	.72	18.39	.50	12.70	.94	23.88	5000	1000
C-10	7/8	.84	21.56	.50	12.70	1.09	27.69	3000	600
C-12	1	.97	24.74	.50	12.70	1.22	30.99	2500	500
C-14	1-1/8	1.09	27.86	.56	14.22	1.34	34.04	2500	500
C-16	1-3/16	1.16	29.67	.56	14.22	1.41	35.81	1500	300
C-18	1-1/4	1.22	31.01	.56	14.22	1.44	36.58	1500	300
C-20	1-3/8	1.34	34.14	.56	14.22	1.59	40.39	1500	300
C-22	1-7/16	1.40	35.76	.56	14.22	1.66	42.16	1000	200
C-24	1-1/2	1.46	37.26	.56	14.22	1.69	42.93	1000	200
C-26	1-3/4	1.71	43.59	.56	14.22	2.00	50.80	1000	200
C-28	2	1.96	49.89	.62	15.75	2.22	56.39	500	100
C-30	2-1/4	2.21	56.13	.62	15.75	2.44	61.98	500	100
C-32	2-1/2	2.46	62.48	.62	15.75	2.69	68.33	500	100
C-34	2-3/4	2.73	69.34	.62	15.75	2.96	75.18	500	100
C-36	3	2.98	75.69	.62	15.75	3.22	81.79	500	100
C-38	4	3.92	99.62	1.00	25.40	4.19	106.43	250	50
C-40	5	4.90	124.46	1.25	31.75	5.12	130.05	300	60

DMC-M Receptacle Dust Cap DMC Series

Caplugs No.	Dimensions								Packaging
	A		B		C		D		Carton Quantity
	In	mm	In	mm	In	mm	In	mm	
DMC-M-RC	.794	20.16	.706	17.93	.330	8.38	.930	23.62	4000

EC Series

Caps for Threaded Connectors

Made to protect threaded connectors, EC Series caps are designed for easy application and removal in areas not readily accessible. They can be installed over threads or cylindrical surfaces.

- Can be installed over threads or cylindrical surfaces
- Applicable specifications: NAS 813, NAS 831

Material: Low-Density Polyethylene **Color*:** Red

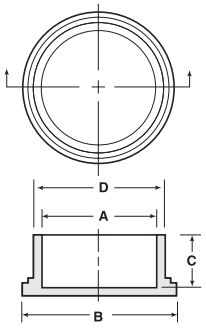

* For other material and color options, contact customer service.

Caps for Threaded Connectors EC Series

Caplugs No.	Dimensions									Packaging	
	To Cap Nominal Thread Size	A		B		C		D		Carton Quantity	Mini Pak Quantity
		In	mm	In	mm	In	mm	In	mm		
EC-4	1/4	.246	6.25	.48	12.19	.50	12.70	.31	7.87	5000	1000
EC-M8	M8	.309	7.85	.55	13.97	.56	14.22	.37	9.40	5000	1000
EC-5	5/16	.308	7.82	.55	13.97	.56	14.22	.37	9.40	5000	1000
EC-6	3/8	.369	9.37	.62	15.75	.50	12.70	.43	10.92	5000	1000
EC-8	1/2	.480	12.19	.74	18.80	.50	12.70	.54	13.72	5000	1000
EC-9	9/16	.551	14.00	.78	19.81	.44	11.18	.61	15.49	5000	1000
EC-10	5/8	.605	15.37	.84	21.34	.50	12.70	.66	16.89	5000	1000
EC-12	3/4	.720	18.29	.97	24.64	.50	12.70	.77	19.68	5000	1000
EC-14	7/8	.850	20.83	1.13	28.70	.50	12.70	.90	22.99	5000	1000
EC-15	-	.930	23.62	1.20	30.47	.50	12.70	1.01	25.65	3000	600
EC-16	1	.973	24.71	1.22	30.99	.50	12.70	1.03	26.29	2500	500
EC-18	1-1/8	1.093	27.76	1.33	33.78	.56	14.22	1.15	29.35	2500	500
EC-19	1-3/16	1.188	30.18	1.40	35.56	.56	14.22	1.23	31.24	2500	500
EC-20	1-1/4	1.231	31.27	1.47	37.09	.56	14.22	1.30	33.05	2500	500
EC-22	1- 3/8	1.340	34.04	1.59	40.39	.56	14.22	1.41	35.81	2500	500
EC-23	1-7/16	1.428	36.27	1.65	41.91	.56	14.22	1.46	37.08	1000	200
EC-24	1-1/2	1.463	37.16	1.70	43.18	.56	14.22	1.53	38.94	2500	500
EC-25	1-9/16	1.528	38.81	1.73	43.94	.48	12.19	1.59	40.39	2500	500
EC-26	1-5/8	1.613	40.97	1.91	48.51	.55	19.97	1.71	43.43	1000	200
EC-28	1-3/4	1.715	43.56	1.95	49.53	.56	14.22	1.79	45.47	1000	200
EC-32	2	1.965	49.91	2.22	56.39	.56	14.22	2.04	51.82	1000	200
EC-36	2-1/4	2.215	56.26	2.43	61.72	.60	15.24	2.29	58.17	1000	200
EC-40	2-1/2	2.456	62.38	2.68	68.07	.62	15.75	2.52	64.01	1000	200
EC-44	2-3/4	2.720	69.09	2.96	68.32	.60	15.24	2.81	71.42	500	100
EC-48	3	2.960	75.18	3.23	82.05	.60	15.24	3.05	77.47	500	100
EC-64	4	3.940	100.08	4.16	105.67	1.00	25.40	4.00	101.60	200	40
EC-80	5	4.944	125.58	5.12	130.05	1.25	31.75	5.00	127.00	150	30

SEC Series

Static Dissipative Caps for Threaded and Non-Threaded Connectors

SEC Series static dissipative caps provide positive ESD and physical protection for all common sizes of threaded electrical and electronic connectors. Also suitable for protecting non-threaded, bayonet-type connectors.

- Available in other material and color options
- Applicable specifications: MS/AS 90376

Material: Static Dissipative Polyethylene **Color:** Pink

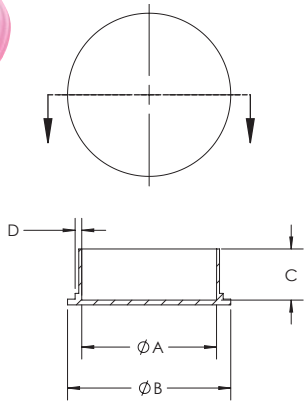

CEC Series

Conductive Caps for Threaded and Non-Threaded Connectors

CEC Series conductive caps are for all common sizes of threaded electrical and electronic connectors. Also suitable for protecting non-threaded, bayonet-type connectors. In addition to dissipating electrostatic charges, they provide an electrical shield over the end of the connector.

- Applicable specifications: MS/AS 90376

Material: Conductive Polyethylene Copolymer (EVA)
Color: Black

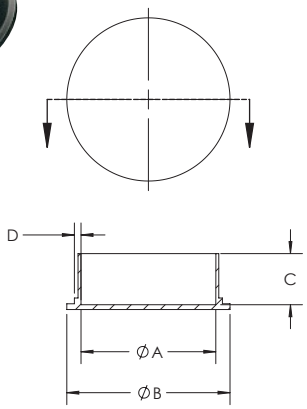

* For other material and color options, contact customer service.

Static Dissipative Caps for Threaded and Non-Threaded Connectors SEC Series

Caplugs No.	Dimensions									Packaging	
	To Cap Nominal Thread Size	A		B		C		D		Carton Quantity	Mini Pak Quantity
		In	mm	In	mm	In	mm	In	mm		
SEC-04	1/4	.245	6.22	.48	12.19	.50	12.70	.305	7.75	5000	1000
SEC-05	5/16	.300	7.62	.55	13.97	.56	14.22	.375	9.53	5000	1000
SEC-06	3/8	.360	9.14	.62	15.75	.50	12.70	.425	10.80	5000	1000
SEC-08	1/2	.480	12.19	.74	18.80	.50	12.70	.550	13.97	5000	1000
SEC-09	9/16	.550	13.97	.78	19.81	.44	11.18	.615	15.62	5000	1000
SEC-10	5/8	.600	15.24	.84	21.34	.50	12.70	.660	16.76	5000	1000
SEC-12	3/4	.720	18.29	.97	24.64	.50	12.70	.775	19.69	5000	1000
SEC-14	7/8	.850	21.59	1.12	28.45	.50	12.70	.905	22.99	5000	1000
SEC-16	1	.973	24.71	1.22	30.99	.50	12.70	1.035	26.29	2500	500
SEC-18	1-1/8	1.093	27.76	1.33	33.78	.56	14.22	1.155	29.34	2500	500
SEC-19	1-3/16	1.178	29.92	1.40	35.56	.56	14.22	1.238	31.45	2500	500
SEC-20	1-1/4	1.231	31.27	1.46	37.08	.56	14.22	1.301	33.05	2500	500
SEC-22	1-3/8	1.340	34.04	1.59	40.39	.56	14.22	1.410	35.81	2500	500
SEC-23	1-7/16	1.463	37.16	1.65	41.91	.56	14.22	1.533	38.94	1000	200
SEC-24	1-1/2	1.463	37.16	1.70	43.18	.56	14.22	1.533	38.94	2500	500
SEC-25	1-9/16	1.715	43.56	1.73	43.94	.48	12.19	1.790	45.47	2500	500
SEC-26	1-5/8	1.965	49.91	1.91	48.51	.55	13.97	2.040	51.82	1000	200
SEC-28	1-3/4	1.715	43.56	1.95	49.53	.56	14.22	1.790	45.47	1000	200
SEC-32	2	1.965	49.91	2.20	55.88	.56	14.22	2.040	51.82	1000	200
SEC-36	2-1/4	2.215	56.26	2.43	61.72	.60	15.24	2.290	58.17	1000	200
SEC-40	2-1/2	2.440	61.98	2.68	68.07	.62	15.75	2.530	64.26	1000	200
SEC-44	2-3/4	2.720	69.09	2.96	75.18	.60	15.24	2.812	71.42	500	100
SEC-48	3	2.960	75.18	3.22	81.79	.60	15.24	3.050	77.47	500	100

Conductive Caps for Threaded and Non-Threaded Connectors CEC Series

Caplugs No.	Dimensions									Packaging	
	To Cap Nominal Thread Size	A		B		C		D		Carton Quantity	Mini Pak Quantity
		In	mm	In	mm	In	mm	In	mm		
CEC-04	1/4	.244	6.20	.48	12.19	.49	12.45	.304	7.72	5000	1000
CEC-05	5/16	.304	7.72	.56	14.22	.56	14.22	.364	9.25	5000	1000
CEC-06	3/8	.368	9.35	.62	15.75	.51	12.95	.428	10.87	5000	1000
CEC-07	7/16	.430	10.92	.71	18.03	.63	16.00	.510	12.95	5000	1000
CEC-08	1/2	.487	12.37	.73	18.54	.50	12.70	.547	13.89	5000	1000
CEC-10	5/8	.607	15.42	.84	21.34	.50	12.70	.667	16.94	5000	1000
CEC-12	3/4	.730	18.54	.97	24.64	.50	12.70	.790	20.07	5000	1000
CEC-14	7/8	.852	21.64	1.15	29.21	.50	12.70	.912	23.16	5000	1000
CEC-16	1	.992	25.20	1.23	31.24	.50	12.70	1.052	26.72	2500	500
CEC-18	1-1/8	1.101	27.97	1.36	34.54	.56	14.22	1.161	29.49	2500	500
CEC-19	1-3/16	1.182	30.02	1.42	36.07	.50	12.70	1.242	31.55	2500	500
CEC-20	1-1/4	1.244	31.60	1.48	37.59	.57	14.48	1.304	33.12	2500	500
CEC-22	1-3/8	1.362	34.59	1.63	41.40	.57	14.48	1.442	36.63	2500	500
CEC-23	1-7/16	1.428	36.27	1.68	42.67	.56	14.22	1.488	37.80	1000	200
CEC-24	1-1/2	1.478	37.54	1.70	43.18	.56	14.22	1.538	39.07	2500	500
CEC-25	1-9/16	1.550	39.37	1.75	44.45	.50	12.70	1.610	40.89	2500	500
CEC-26	1-5/8	1.626	41.30	1.93	49.02	.56	14.22	1.726	43.84	1000	200
CEC-28	1-3/4	1.750	44.45	2.01	51.05	.56	14.22	1.830	46.48	1000	200
CEC-29	1-13/16	1.827	46.41	2.03	51.56	.56	14.22	1.907	48.44	1000	200
CEC-32	2	1.976	50.19	2.23	56.64	.55	13.97	2.056	52.22	1000	200
CEC-36	2-1/4	2.245	57.02	2.46	62.48	.62	15.75	2.325	59.06	1000	200
CEC-40	2-1/2	2.473	62.81	2.70	68.58	.62	15.75	2.553	64.85	1000	200
CEC-44	2-3/4	2.759	70.08	2.99	75.95	.62	15.75	2.839	72.11	500	100
CEC-48	3	2.997	76.12	3.27	83.06	.60	15.24	3.077	78.16	500	100
CEC-64	4	3.976	100.99	4.19	106.43	1.01	25.66	4.056	103.02	200	40

MSC Series

ESD Connector **Caps**

MSC Series ESD connector caps are made from an ICP (inherently conductive polymer) compound. This non-sloughing material will not mark or crayon when rubbed briskly against a hard, flat, laminated surface.

- Commonly used for military and aerospace applications to meet M5501/31 requirements

Material: ICP Compound **Color:** Black

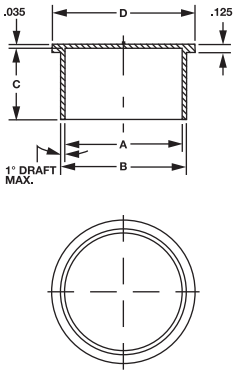

MSC Series

ESD Connector **Plugs**

MSC Series ESD connector plugs are made from an ICP (inherently conductive polymer) compound. This non-sloughing material will not mark or crayon when rubbed briskly against a hard, flat, laminated surface.

- Commonly used for military and aerospace applications to meet M5501/31 requirements

Material: ICP Compound **Color:** Black

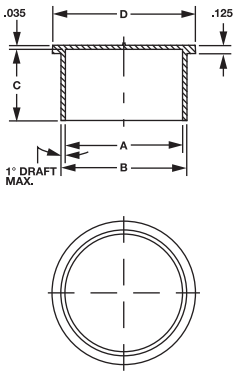

* For other material and color options, contact customer service.

ESD Connector Caps MSC Series

Caplugs No.	Shell Size	NAS M 5501/31	Dimensions								Standard Package Pieces	Red E-Pak Pieces
			A		B		C		D			
			In	mm	In	mm	In	mm	In	mm		
MSC-4Q4	4	250	.245	6.22	.305	7.75	.50	12.70	.43	10.92	5000	1000
MSC-5Q3	5	313	.305	7.75	.365	9.27	.50	12.70	.50	12.70	5000	1000
MSC-6Q4	6	375	.368	9.35	.438	11.13	.50	12.70	.62	15.75	5000	1000
MSC-8RQ3	8	480	.480	12.19	.540	13.72	.50	12.70	.74	18.80	9000	1800
MSC-9Q3	9	500	.542	13.77	.602	15.29	.50	12.70	.78	19.81	5000	1000
MSC-10RQ3	10	605	.605	15.37	.665	16.89	.50	12.70	.84	21.34	6000	1200
MSC-12RQ3	12	720	.720	18.29	.775	19.69	.50	12.70	.97	24.64	5000	1000
MSC-14RQ3	14	850	.850	21.59	.905	22.99	.50	12.70	1.12	28.45	3500	700
MSC-16RQ3	16	973	.973	24.71	1.035	26.29	.50	12.70	1.22	30.99	2500	500
MSC-18RQ3	18	1093	1.093	27.76	1.155	29.34	.56	14.22	1.33	33.78	2000	400
MSC-19Q3	19	1125	1.168	29.67	1.238	31.45	.56	14.22	1.43	36.32	1500	300
MSC-20RQ4	20	1231	1.231	31.27	1.301	33.05	.56	14.22	1.46	37.08	2500	500
MSC-22RQ4	22	1340	1.340	34.04	1.410	35.81	.56	14.22	1.59	40.39	1500	300
MSC-23Q3	23	-	1.408	35.76	1.478	37.54	.56	14.22	1.65	41.91	1000	200
MSC-24RQ3	24	1463	1.463	37.16	1.533	38.94	.56	14.22	1.70	43.18	1500	300
MSC-25Q3	25	-	1.536	39.01	1.606	40.79	.56	14.22	1.78	45.21	1500	300
MSC-26Q3	26	-	1.590	40.39	1.660	42.16	.56	14.22	1.81	45.97	1000	200
MSC-28R-1Q3	28	1715	1.715	43.56	1.790	45.47	.56	14.22	1.95	49.53	1000	200
MSC-32R-1Q3	32	1965	1.965	49.91	2.040	51.82	.56	14.22	2.22	56.39	900	180
MSC-36R-1Q3	36	2215	2.125	53.98	2.290	58.17	.60	15.24	2.44	61.98	500	100
MSC-40R-1Q3	40	2440	2.440	61.98	2.530	64.26	.60	15.24	2.66	67.56	500	100
MSC-44R-1Q3	44	2720	2.270	57.66	2.812	71.42	.60	15.24	2.96	75.18	500	100
MSC-48R-1Q3	48	2960	2.960	75.18	3.050	77.47	.60	15.24	3.22	81.79	500	100

ESD Connector Plugs MSC Series

Caplugs No.	NAS M 5501/31	Dimensions								Standard Package Pieces	Red E-Pak Pieces
		A		B		C		D			
		In	mm	In	mm	In	mm	In	mm		
MSC-8YQ3	413	.413	10.49	.483	12.27	.62	15.75	.67	17.02	10000	2000
MSC-10YQ3	530	.530	13.46	.595	15.11	.62	15.75	.75	19.05	7000	1400
MSC-12YQ3	655	.655	16.64	.715	18.16	.62	15.75	.86	21.84	5000	1000
MSC-14YQ3	785	.785	19.94	.845	21.46	.62	15.75	1.03	26.16	4500	900
MSC-16YQ3	893	.893	22.68	.963	24.46	.62	15.75	1.12	28.45	3500	700
MSC-18YQ3	1028	1.028	26.11	1.088	27.64	.62	15.75	1.25	31.75	3000	600
MSC-20YQ3	1150	1.150	29.21	1.215	30.86	.62	15.75	1.41	35.81	2500	500
MSC-22YQ3	1270	1.270	32.26	1.340	34.04	.62	15.75	1.50	38.10	2000	400
MSC-24YQ3	1390	1.390	35.31	1.460	37.08	.62	15.75	1.64	41.66	1500	300
MSC-25YQ3	1540	1.540	39.12	1.580	40.13	.62	15.75	1.81	45.97	1250	250
MSC-28Y-1Q3	1645	1.648	41.86	1.718	43.64	.62	15.75	1.88	47.75	1000	200
MSC-32YQ3	1890	1.890	48.01	1.970	50.04	.62	15.75	2.12	53.85	900	180
MSC-36YQ3	2140	2.140	54.36	2.210	56.13	.62	15.75	2.34	59.44	500	100
MSC-40Y-1Q3	2380	2.380	60.45	2.450	62.23	.62	15.75	2.60	66.04	500	100
MSC-44Y-1Q3	2630	2.630	66.80	2.700	68.58	.62	15.75	2.88	73.15	500	100
MSC-48Y-1Q3	2880	2.880	73.15	2.950	74.93	.62	15.75	3.12	79.25	500	100

DS Series

ESD D-Subminiature Caps

DS Series non-sloughing caps are designed to meet the stringent requirements of M 5501/32. Made from an inherently conductive polymer compound, they have a volume resistance of 10.5 ohms and include the required electrostatic discharge symbol per ASTM D 5445, Symbol 28.

Material: ICP Compound **Color:** Black

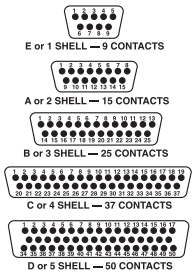

DCC Series

Static Dissipative & Conductive Protectors for D-Subminiature Connectors

DCC Series static dissipative and conductive protectors for D-subminiature connectors provide electrostatic discharge protection of rectangular input/output-type connectors. Molded with an integral flange to enable easy application and removal, DCC Series are available in either a black conductive polyethylene copolymer or pink static dissipative ethylene vinyl acetate.

Material: Static Dissipative Ethylene Vinyl Acetate
Color: Pink

Material: Conductive Polyethylene Copolymer (EVA)
Color: Black

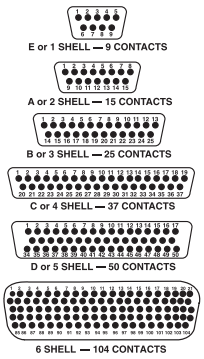

DCF Series

Static Dissipative & Conductive Protectors for D-Subminiature Flared Shells

DCF Series static dissipative and conductive protectors for D-subminiature flared shells protect electrical connectors from dust and impact damage. DCF-06, DCF-07 and DCF-08 types are designed to fit D-subminiature power connectors with flared shells. DCF Series are available in a black conductive polyethylene copolymer or pink static dissipative ethylene vinyl acetate.

Material: Static Dissipative Ethylene Vinyl Acetate
Color: Pink

Material: Conductive Polyethylene Copolymer (EVA)
Color: Black

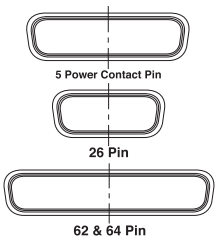

* For other material and color options, contact customer service.

ESD D-Subminiature Caps DS Series

Caplugs No.	Standard No. of Contacts	Contact Types	NAS M 5501/32 Dash No.	Carton Quantity	Mini Pak Quantity
DS-10Q4	9	Socket	9S	5000	1000
DS-11Q4	9	Pin	9P	5000	1000
DS-20Q4	15	Socket	15S	5000	1000
DS-21Q4	15	Pin	15P	5000	1000
DS-30Q4	25	Socket	25S	5000	1000
DS-31Q4	25	Pin	25P	5000	1000
DS-40Q4	37	Socket	37S	3000	600
DS-41Q4	37	Pin	37P	3000	600
DS-50Q4	50	Socket	50P	3000	600
DS-51Q4	50	Pin	50P	3000	600

Static Dissipative & Conductive Protectors for D-Subminiature Connectors DCC Series

Caplugs No. Conductive	Color	Caplugs No. Static Dissipative	Color	Dimensions		Packaging	
				Standard No. of Contacts	Contact Types	Carton Quantity	Mini Pak Quantity
DCC-01C	Black	**DCC-01SD**	Pink	9	Socket	5000	1000
DCC-11C	Black	**DCC-11SD**	Pink	9	Pin	5000	1000
DCC-02C	Black	**DCC-02SD**	Pink	15	Socket	5000	1000
DCC-12C	Black	**DCC-12SD**	Pink	15	Pin	5000	1000
DCC-03C	Black	**DCC-03SD**	Pink	25	Socket	5000	1000
DCC-13C	Black	**DCC-13SD**	Pink	25	Pin	5000	1000
DCC-04C	Black	**DCC-04SD**	Pink	37	Socket	5000	1000
DCC-14C	Black	**DCC-14SD**	Pink	37	Pin	5000	1000
DCC-05C	Black	**DCC-05SD**	Pink	50	Socket	4000	800
DCC-15C	Black	**DCC-15SD**	Pink	50	Pin	4000	800
DCC-08C	Black	**DCC-08SD**	Pink	104	Socket	5000	1000
DCC-18C	Black	**DCC-18SD**	Pink	104	Pin	5000	1000

Static Dissipative & Conductive Protectors for D-Subminiature Flared Shells DCF Series

Caplugs No. Conductive	Color	Caplugs No. Static Dissipative	Color	Dimensions		Packaging	
				Standard No. of Contacts	Contact Types	Carton Quantity	Mini Pak Quantity
DCF-06C	Black	**DCF-06SD**	Pink	26	Pin	1000	200
DCF-07C	Black	**DCF-07SD**	Pink	5	Power Contact Pin	3000	600
DCF-08C	Black	**DCF-08SD**	Pink	62 & 64	Pin	1000	200
DCF-11C	Black	**DCF-11SD**	Pink	9	Pin	5000	1000

EMC Series

Static Dissipative & Conductive Protectors for Electro Miniature Connectors

EMC Series caps are designed to fit 36- and 68-pin Champ 050 series connectors and 50-pin Champ-type connectors.

Material: Static Dissipative Ethylene Vinyl Acetate
Color: Pink

Material: Conductive Polyethylene Copolymer (EVA)
Color: Black

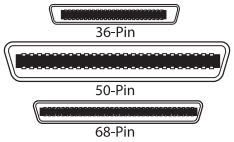

MDC Series

Static Dissipative & Conductive Protectors for Micro-D Connectors

MDC Series protectors are designed to fit Micro-DC connectors. Available in a black conductive polyethylene copolymer or pink static dissipative ethylene vinyl acetate.

Material: Static Dissipative Ethylene Vinyl Acetate
Color: Pink

Material: Conductive Polyethylene Copolymer (EVA)
Color: Black

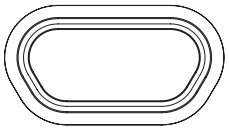

DP Series

Conductive Caps/Plugs

DP Series caps/plugs are designed to dissipate electrostatic charges and provide mechanical protection and electrical shielding for ITT Cannon-style connectors commonly used for aerospace and military applications.

Material: Conductive Polyethylene Copolymer (EVA)
Color: Black

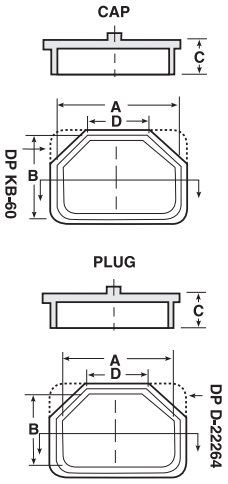

* For other material and color options, contact customer service.

Static Dissipative & Conductive Protectors for Electro Miniature Connectors EMC Series

Caplugs No. Conductive	Color	Caplugs No. Static Dissipative	Color	Dimensions		Packaging	
				Standard No. of Contacts	Contact Types	Carton Quantity	Mini Pak Quantity
EMC-36C	Black	**EMC-36SD**	Pink	36	Receptacle	5000	1000
EMC-50C	Black	**EMC-50SD**	Pink	50	Receptacle	1000	200
EMC-68C	Black	**EMC-68SD**	Pink	68	Receptacle	5000	1000

Static Dissipative & Conductive Protectors for Micro-D Connectors MDC Series

Caplugs No. Conductive	Color	Caplugs No. Static Dissipative	Color	Dimensions		Packaging	
				Standard No. of Contacts	Contact Types	Carton Quantity	Mini Pak Quantity
MDC-15C	Black	**MDC-15SD**	Pink	26	Socket	3000	600
MDC-9PC	Black	**MDC-9PSD**	Pink	9	Pin	5000	1000

Conductive Caps/Plugs DP Series

Caplugs No.	Dimensions								Packaging	
	A		B		C		D		Carton Quantity	Mini Pak Quantity
	In	mm	In	mm	In	mm	In	mm		
DP-XA-59	1.611	40.92	.981	24.92	.67	17.02	1.14	28.96	500	100
DP-KB-60	3.409	86.58	1.011	25.67	.58	14.73	-	-	200	40
DP-XB-60	1.656	42.06	1.005	25.52	.34	8.64	1.16	29.46	500	100
DP-D-22264	2.422	61.52	1.425	36.19	.76	19.30	-	-	200	40
DP-A-60	1.430	36.32	.780	19.81	.40	10.16	1.09	27.68	500	100

CBC Series

Coaxial Cable Connector Caps

CBC Series tethered caps are used to protect cable connectors during packaging and shipping.

- Snaps securely to keep dirt and moisture out
- Fits 3/8" diameter

Material: Low-Density Polyethylene **Color:** Black

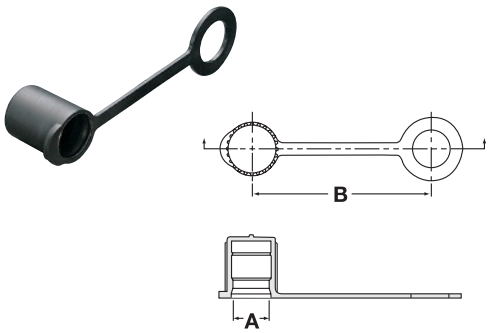

EP Series

Plugs for Threaded Connectors

EP Series plugs for threaded connectors are designed for easy application and removal in areas not readily accessible. They can be installed to fit threaded or smooth cylindrical surfaces.

- Applicable specifications:
  NAS 837, NAS 820, MS/AS 90376

Material: Low-Density Polyethylene **Color:** Yellow

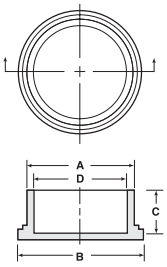

USB Series

Cap & Plug for USB Connectors

Cap for USB Type A Cable Ends
USB Type A protective caps slip on quickly and easily while maintaining a snug fit to protect USB Type A cable ends and flash drives from dust, moisture, and contaminants.

- Convenient pull-tab for quick and easy removal
- Non-conductive

Material: Vinyl **Color:** Red

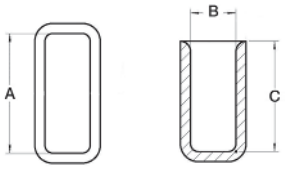

Plug for Type B Female Port
USB Series plugs protect type B USB female ports from dust, moisture, and contaminants.

Material: Low-Density Polyethylene **Color:** Black

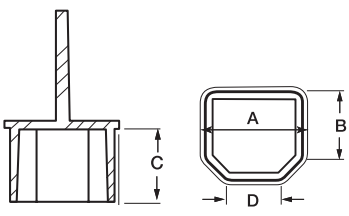

* For other material and color options, contact customer service.

Coaxial Cable Connector Caps CBC Series

Caplugs No.	Dimensions					Packaging	
	To Fit Thread Size	A		B		Carton Quantity	Mini Pak Quantity
		In	mm	In	mm		
CBC-6	3/8	.360	9.14	1.75	44.45	5000	1000

Plugs for Threaded Connectors EP Series

Caplugs No.	Dimensions									Packaging	
	To Plug Nominal Thread Size	A		B		C		D		Carton Quantity	Mini Pak Quantity
		In	mm	In	mm	In	mm	In	mm		
EP-8	1/2 - 28	.483	12.27	.67	17.02	.63	16.00	.41	10.41	5000	1000
EP-10	5/8 - 24	.595	15.11	.75	19.05	.63	16.00	.53	13.46	5000	1000
EP-12	3/4 - 20	.715	18.16	.86	21.84	.63	16.00	.66	16.76	5000	1000
EP-14	7/8 - 20	.845	21.46	1.03	26.16	.63	16.00	.79	20.07	5000	1000
EP-16	1 - 20	.963	24.46	1.12	28.45	.63	16.00	.89	22.61	2500	500
EP-18	1-1/8 - 18	1.088	27.64	1.25	31.75	.63	16.00	1.03	26.16	2500	500
EP-20	1-1/4 - 18	1.215	30.86	1.40	35.56	.63	16.00	1.15	29.21	2500	500
EP-22	1-3/8 - 18	1.340	34.04	1.50	38.10	.63	16.00	1.27	32.26	2500	500
EP-24	1-1/2 - 18	1.460	37.08	1.64	41.66	.63	16.00	1.39	35.31	1000	200
EP-25	1-5/8 - 16	1.580	40.13	1.81	45.98	.63	16.00	1.54	39.12	1000	200
EP-28	1-3/4 - 18	1.718	43.64	1.87	47.49	.63	16.00	1.68	42.67	1000	200
EP-32	2 - 18	1.970	50.04	2.13	54.10	.63	16.00	1.89	48.01	1000	200
EP-36	2-1/4 - 16	2.210	56.13	2.34	59.44	.63	16.00	2.14	54.36	1000	200
EP-40	2-1/2 - 16	2.450	62.23	2.60	66.04	.63	16.00	2.38	60.45	1000	200
EP-44	2-3/4 - 16	2.700	68.58	2.88	73.15	.63	16.00	2.63	66.80	500	100
MS-48-Y	3 - 16	2.950	74.93	3.12	79.25	.63	16.00	2.88	73.15	500	100

Cap and Plug for USB Connectors USB Series

Caplugs No.	Dimensions								Packaging		
	A		B		C		D		Carton Quantity	Mini Pak Quantity	Micro Pak Quantity
	In	mm	In	mm	In	mm	In	mm			
USB-A-CAP	.48	12.19	.18	4.57	.438	11.13	n/a	n/a	1000	200	40
USB-B	.326	8.28	.326	8.28	.25	6.35	.20	5.08	5000	1000	200

E Series

Utility Plugs

E Series utility plugs are designed with straight sides and thin walls to protect threaded connectors. The flanged end provides easy removal in hard-to-reach areas. With such a versatile design, these plugs are ideal for a variety of threaded and non-threaded applications.

Material: Low-Density Polyethylene **Color:** Yellow

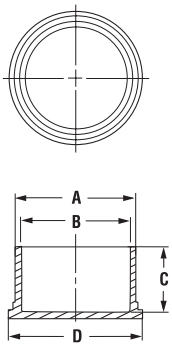

SEP Series

Static Dissipative Plugs for Threaded Connectors

SEP Series static dissipative plugs are designed to fit inside both threaded and non-threaded bayonet-type connectors.

- Applicable specifications:
  MS/AS 90376

Material: Static Dissipative Polyethylene **Color:** Pink

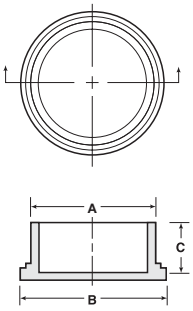

RJ Series



RJ45 Ethernet Jack Protective Plug

RJ Series conductive polyethylene plugs are designed to protect RJ45-type connecting jacks for computers and network equipment. These plugs are ideal to protect ports from dust or moisture during assembly and shipment.

Material: Conductive Polyethylene Copolymer (EVA)
Color: Black

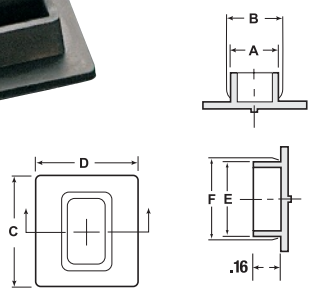

* For other material and color options, contact customer service.

Utility Plugs E Series

Caplugs No.	To Fit Thread Size	Dimensions								Packaging	
		A		B		C		D		Carton Quantity	Mini Pak Quantity
		In	mm	In	mm	In	mm	In	mm		
E-2	1/2	.486	12.34	.426	10.82	.63	16.00	.66	16.76	10000	2000
E-6	5/8	.607	15.42	.547	13.89	.63	16.00	.75	19.05	6500	1300
E-10	3/4	.724	18.39	.664	16.87	.63	16.00	.84	21.34	5000	1000
E-12	7/8	.850	21.59	.790	20.07	.63	16.00	1.00	25.40	4500	900
E-14	1	.977	24.82	.917	23.29	.63	16.00	1.16	29.46	3500	700
E-16	1-1/8	1.098	27.89	1.038	26.37	.63	16.00	1.25	31.75	2500	500
E-18	1-1/4	1.223	31.06	1.163	29.54	.63	16.00	1.38	35.05	1500	300
E-20	1-3/8	1.349	34.26	1.289	32.74	.63	16.00	1.50	38.10	1500	300
E-22	1-1/2	1.474	37.44	1.414	35.92	.63	16.00	1.62	41.15	1000	200
E-24	1-3/4	1.726	43.84	1.666	42.32	.63	16.00	1.88	47.75	1000	200
E-26	2	1.977	50.22	1.917	48.69	.63	16.00	2.09	53.09	1000	200
E-28	2-1/4	2.217	56.31	2.157	54.79	.63	16.00	2.38	60.45	500	100
E-30	2-1/2	2.418	61.42	2.358	59.89	.63	16.00	2.62	66.55	500	100

Static Dissipative Plugs for Threaded Connectors SEP Series

Caplugs No.	To Plug Nominal Thead Size	Dimensions						Packaging	
		A		B		C		Carton Quantity	Mini Pak Quantity
		In	mm	In	mm	In	mm		
SEP-8	1/2 - 28	.483	12.27	.67	17.01	.62	15.74	5000	1000
SEP-10	5/8 - 24	.595	15.11	.75	19.05	.62	15.74	5000	1000
SEP-12	3/4 - 20	.715	18.16	.86	21.84	.62	15.74	5000	1000
SEP-14	7/8 - 20	.845	21.46	1.03	25.16	.62	15.74	5000	1000
SEP-16	1 - 20	.963	24.46	1.12	28.44	.62	15.74	2500	500
SEP-18	1-1/8 - 18	1.088	27.64	1.25	31.75	.62	15.74	2500	500
SEP-20	1-1/4 - 18	1.215	30.86	1.40	35.56	.62	15.74	2500	500
SEP-22	1-3/8 - 18	1.340	34.04	1.50	38.10	.62	15.74	2500	500
SEP-24	1-1/2 - 18	1.460	37.08	1.64	41.65	.62	15.74	1000	200
SEP-25	1-9/16 - 18	1.580	40.13	1.81	45.98	.62	15.74	1000	200
SEP-28	1-3/4 - 18	1.718	43.64	1.87	47.49	.62	15.74	1000	200
SEP-32	2 - 18	1.970	50.04	2.13	54.10	.62	15.74	1000	200
SEP-36	2-1/4 - 16	2.210	56.13	2.34	59.44	.62	15.74	1000	200
SEP-40	2-1/2 - 16	2.450	62.23	2.60	66.04	.62	15.74	1000	200
SEP-44	2-3/4 - 16	2.700	68.58	2.88	73.15	.62	15.74	500	100
SEP-48	3 - 16	2.950	74.93	3.12	79.25	.62	15.74	500	100

RJ45 Ethernet Jack Protective Plug RJ Series

Caplugs No.	Dimensions												Packaging	
	A		B		C		D		E		F		Carton Quantity	Mini Pak Quantity
	In	mm	In	mm	In	mm	In	mm	In	mm	In	mm		
RJ-45P	.27	6.86	.28	7.11	.62	15.75	.57	14.48	.435	11.05	.445	11.30	2500	500

CEP Series

Conductive Plugs for Threaded Connectors

Designed to plug the more popular sizes of both threaded and non-threaded, bayonet type electrical and electronic connectors, CEP Series Conductive Plugs provide electrical shielding as well as mechanical protection.

Material: Conductive Polyethylene Copolymer (EVA)
Color: Black

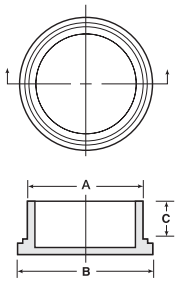

CEG Series

Conductive Edge Liners

CEG Series conductive edge liners securely grip each contact of edgeboard connectors and are also used for single in-line devices. These extruded conductive edge liners are the most cost-effective way to provide both ESD and physical protection for circuit boards and subassemblies.

Material: Conductive Polyethylene Copolymer (EVA)

Color: Black

Note: Pre-cut to 48" length, full length sent as sample.

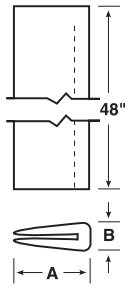

IEC Series

Plugs for Female Connectors

IEC Series non-conductive plugs keep female connectors free of dust, moisture and contaminants during transit and storage.

- Inexpensive
- Flanged end offers easy installation and removal
- Available with a tab (IEC-14-TAB)

Material: Low-Density Polyethylene or PVC **Color:** Black

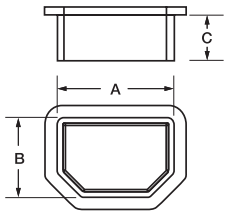

* For other material and color options, contact customer service.

Conductive Plugs for Threaded Connectors CEP Series

Caplugs No.	To Plug Nominal Thread Size	Dimensions						Packaging	
		A		B		C		Carton Quantity	Mini Pak Quantity
		In	mm	In	mm	In	mm		
CEP-08	1/2 - 28	.483	12.27	.67	17.02	.55	13.97	5000	1000
CEP-10	5/8 - 24	.601	15.27	.76	19.30	.56	14.22	5000	1000
CEP-12	3/4 - 20	.730	18.54	.88	22.35	.56	14.22	5000	1000
CEP-14	7/8 - 20	.852	21.64	1.02	25.91	.56	14.22	5000	1000
CEP-16	1 - 20	.976	24.79	1.16	29.47	.55	13.97	2500	500
CEP-18	1-1/8 - 18	1.091	27.71	1.25	31.75	.54	13.72	2500	500
CEP-20	1-1/4 - 18	1.231	31.27	1.45	36.83	.55	13.97	2500	500
CEP-22	1-3/8 - 18	1.340	34.04	1.52	38.61	.54	13.72	2500	500
CEP-24	1-1/2 - 18	1.463	37.16	1.67	42.42	.55	13.97	1000	200
CEP-25	1-9/16 - 18	1.580	40.13	1.81	45.97	.62	15.75	1250	250
CEP-28	1-3/4 - 18	1.727	43.87	1.90	48.26	.55	13.97	1000	200
CEP-29	1-13/16 - 16	1.756	44.60	1.94	49.28	.56	14.22	1000	200
CEP-32	2 - 18	1.984	50.39	2.16	58.87	.54	13.72	1000	200
CEP-36	2-1/4 - 16	2.221	56.41	2.39	60.71	.55	13.97	1000	200
CEP-40	2-1/2 - 16	2.460	62.48	2.67	67.82	.56	14.22	1000	200
CEP-44	2-3/4 - 16	2.683	68.14	2.88	73.15	.56	14.22	500	100
CEP-48	3 - 16	2.944	74.78	3.12	79.25	.54	13.72	500	100

Conductive Edge Liners CEG Series

Caplugs No.	Dimensions						Packaging	
	Metal Thickness		A		B		No. of 48" Length Pieces	Mini Pak Quantity
	In	mm	In	mm	In	mm		
CEG-23-1	.03	.76	.48	12.19	.17	4.32	100	20
CEG-23-1.5	.04	1.02	.49	12.45	.19	4.83	25	n/a
CEG-23-2	.06	1.52	.48	12.19	.20	5.08	100	20
CEG-23-2N	.06	1.52	.28	7.11	.20	5.08	150	30

Plugs for Female Connectors IEC Series

Caplugs No.	Dimensions						Packaging	
	A		B		C		Carton Quantity	Mini Pak Quantity
	In	mm	In	mm	In	mm		
IEC-14	.960	24.38	.660	16.76	.380	9.65	4000	800
IEC-14-TAB	.960	24.38	.660	16.76	.380	9.65	2500	n/a

PPC Series

Power Cord Protection

Caplugs' PPC series of power cord protector caps provide a secure fit to the male end of either a 2-prong or a 3-prong power plug. The cap is placed on the plug to protect from physical damage, dust, dirt, grime & liquids during shipment and storage. Designed to cover and protect standard NEMA plug ends:

- NEMA 5-15P (2 pole, 3 wire, grounding) Power Plug
- NEMA 1-15P (2 pole, non-grounded) Power Plug

Material: Natural LDPE **Standard Color:** Natural



* For other material and color options, contact customer service.

Power Cord Protection PPC Series

Caplugs No.	Description 1	Description 2	Carton Qty
PPC-2	NEMA 1-15P Power Plug Cap	2 Pole Non-Grounded	5000
PPC-3	NEMA 5-15P Power Plug Cap	2 Pole, 3 Wire, Grounded	5000

AS138 Series

Electrical Connector Dust Caps

AS138 Series electrical connector dust caps protect circular electrical connectors. This part is the only line of caps in the industry that meets the new SAE Aerospace specification AS85049/138.

- Tooled and engraved in full compliance with AS85049/138 and does not reference any other specifications
- Engraving includes the specification number, dash number, material code and the Caplugs part number for easy and positive identification
- Includes proper ESD Symbol as per the specification.
- Parts are listed in ascending order in relation to the dash number and are repeated for each material code (A, B, and C).
- Applicable specifications: SAE AS85049/138



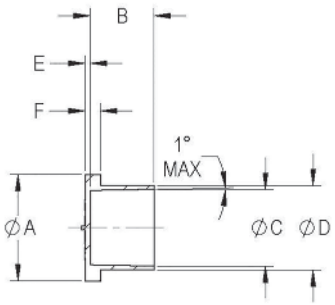

Material:

A = Low-Density Polyethylene **Color:** Per specification

B = Electrostatic Dissipative **Color:** Black

C = Conductive **Color:** Black

Caplugs No.	Dimensions										Packaging		
	A		B		C		D		E		Carton Quantity	Mini Pak Quantity	Micro Pak Quantity
	In	mm	In	mm	In	mm	In	mm	In	mm			
AS138-08A	0.430	10.92	0.500	12.70	0.245	6.22	0.305	7.74	0.035	0.88	5000	1000	200
AS138-08B	0.430	10.92	0.500	12.70	0.245	6.22	0.305	7.74	0.035	0.88	5000	1000	200
AS138-08C	0.430	10.92	0.500	12.70	0.245	6.22	0.305	7.74	0.035	0.88	5000	1000	200
AS138-10A	0.500	12.70	0.500	12.70	0.305	7.74	0.365	9.27	0.035	0.88	5000	1000	200
AS138-10B	0.500	12.70	0.500	12.70	0.305	7.74	0.365	9.27	0.035	0.88	5000	1000	200
AS138-10C	0.500	12.70	0.500	12.70	0.305	7.74	0.365	9.27	0.035	0.88	5000	1000	200
AS138-11A	0.585	14.85	0.500	12.70	0.345	8.76	0.405	10.28	0.035	0.88	5000	1000	200
AS138-11B	0.585	14.85	0.500	12.70	0.345	8.76	0.405	10.28	0.035	0.88	5000	1000	200
AS138-11C	0.585	14.85	0.500	12.70	0.345	8.76	0.405	10.28	0.035	0.88	5000	1000	200
AS138-12A	0.620	15.74	0.500	12.70	0.368	9.34	0.438	11.12	0.035	0.88	5000	1000	200
AS138-12B	0.620	15.74	0.500	12.70	0.368	9.34	0.438	11.12	0.035	0.88	5000	1000	200
AS138-12C	0.620	15.74	0.500	12.70	0.368	9.34	0.438	11.12	0.035	0.88	5000	1000	200
AS138-14A	0.670	17.01	0.625	15.87	0.413	10.49	0.483	12.26	0.040	1.01	5000	1000	200
AS138-14B	0.670	17.01	0.625	15.87	0.413	10.49	0.483	12.26	0.040	1.01	5000	1000	200
AS138-14C	0.670	17.01	0.625	15.87	0.413	10.49	0.483	12.26	0.040	1.01	5000	1000	200
AS138-15A	0.682	17.32	0.625	15.87	0.442	11.22	0.502	12.75	0.040	1.01	5000	1000	200
AS138-15B	0.682	17.32	0.625	15.87	0.442	11.22	0.502	12.75	0.040	1.01	5000	1000	200
AS138-15C	0.682	17.32	0.625	15.87	0.442	11.22	0.502	12.75	0.040	1.01	5000	1000	200
AS138-16A	0.740	18.79	0.500	12.70	0.480	12.19	0.540	13.71	0.040	1.01	5000	1000	200
AS138-16B	0.740	18.79	0.500	12.70	0.480	12.19	0.540	13.71	0.040	1.01	5000	1000	200
AS138-16C	0.740	18.79	0.500	12.70	0.480	12.19	0.540	13.71	0.040	1.01	5000	1000	200
AS138-18A	0.750	19.05	0.625	15.87	0.530	13.46	0.595	15.11	0.040	1.01	5000	1000	200
AS138-18B	0.750	19.05	0.625	15.87	0.530	13.46	0.595	15.11	0.040	1.01	5000	1000	200
AS138-18C	0.750	19.05	0.625	15.87	0.530	13.46	0.595	15.11	0.040	1.01	5000	1000	200
AS138-19A	0.810	20.57	0.625	15.87	0.570	14.47	0.630	16.00	0.040	1.01	5000	1000	200
AS138-19B	0.810	20.57	0.625	15.87	0.570	14.47	0.630	16.00	0.040	1.01	5000	1000	200
AS138-19C	0.810	20.57	0.625	15.87	0.570	14.47	0.630	16.00	0.040	1.01	5000	1000	200
AS138-20A	0.840	21.33	0.500	12.70	0.605	15.36	0.665	16.89	0.040	1.01	5000	1000	200
AS138-20B	0.840	21.33	0.500	12.70	0.605	15.36	0.665	16.89	0.040	1.01	5000	1000	200
AS138-20C	0.840	21.33	0.500	12.70	0.605	15.36	0.665	16.89	0.040	1.01	5000	1000	200
AS138-22A	0.860	21.84	0.625	15.87	0.655	16.63	0.715	18.16	0.040	1.01	5000	1000	200
AS138-22B	0.860	21.84	0.625	15.87	0.655	16.63	0.715	18.16	0.040	1.01	5000	1000	200
AS138-22C	0.860	21.84	0.625	15.87	0.655	16.63	0.715	18.16	0.040	1.01	5000	1000	200

* For other material and color options, contact customer service.

Electrical Connector Dust Caps (cont.) AS138 Series

Caplugs No.	Dimensions										Packaging		
	A		B		C		D		E		Carton Quantity	Mini Pak Quantity	Micro Pak Quantity
	In	mm	In	mm	In	mm	In	mm	In	mm			
AS138-24A	0.970	24.63	0.500	12.70	0.720	18.28	0.775	19.68	0.040	1.01	5000	1000	200
AS138-24B	0.970	24.63	0.500	12.70	0.720	18.28	0.775	19.68	0.040	1.01	5000	1000	200
AS138-24C	0.970	24.63	0.500	12.70	0.720	18.28	0.775	19.68	0.040	1.01	5000	1000	200
AS138-26A	1.031	26.18	0.625	15.87	0.785	19.93	0.845	21.46	0.045	1.14	4500	900	200
AS138-26B	1.031	26.18	0.625	15.87	0.785	19.93	0.845	21.46	0.045	1.14	4500	900	200
AS138-26C	1.031	26.18	0.625	15.87	0.785	19.93	0.845	21.46	0.045	1.14	4500	900	200
AS138-27A	1.050	26.67	0.500	12.70	0.810	20.57	0.870	22.09	0.045	1.14	5000	1000	200
AS138-27B	1.050	26.67	0.500	12.70	0.810	20.57	0.870	22.09	0.045	1.14	5000	1000	200
AS138-27C	1.050	26.67	0.500	12.70	0.810	20.57	0.870	22.09	0.045	1.14	5000	1000	200
AS138-28A	1.125	28.57	0.500	12.70	0.850	21.59	0.905	22.98	0.045	1.14	3500	700	200
AS138-28B	1.125	28.57	0.500	12.70	0.850	21.59	0.905	22.98	0.045	1.14	3500	700	200
AS138-28C	1.125	28.57	0.500	12.70	0.850	21.59	0.905	22.98	0.045	1.14	3500	700	200
AS138-29A	1.125	28.57	0.625	15.87	0.893	22.68	0.963	24.46	0.045	1.14	3500	700	200
AS138-29B	1.125	28.57	0.625	15.87	0.893	22.68	0.963	24.46	0.045	1.14	3500	700	200
AS138-29C	1.125	28.57	0.625	15.87	0.893	22.68	0.963	24.46	0.045	1.14	2500	500	200
AS138-30A	1.160	29.46	0.625	15.87	0.910	23.11	0.980	24.89	0.045	1.14	2500	500	100
AS138-30B	1.160	29.46	0.625	15.87	0.910	23.11	0.980	24.89	0.045	1.14	2500	500	100
AS138-30C	1.160	29.46	0.625	15.87	0.910	23.11	0.980	24.89	0.045	1.14	2500	500	200
AS138-31A	1.180	29.97	0.500	12.70	0.930	23.62	1.000	25.40	0.045	1.14	2500	500	100
AS138-31B	1.180	29.97	0.500	12.70	0.930	23.62	1.000	25.40	0.045	1.14	2500	500	100
AS138-31C	1.180	29.97	0.500	12.70	0.930	23.62	1.000	25.40	0.045	1.14	2500	500	100
AS138-33A	1.220	30.98	0.500	12.70	0.973	24.71	1.035	26.28	0.045	1.14	2500	500	100
AS138-33B	1.220	30.98	0.500	12.70	0.973	24.71	1.035	26.28	0.045	1.14	2500	500	100
AS138-33C	1.220	30.98	0.500	12.70	0.973	24.71	1.035	26.28	0.045	1.14	2500	500	200
AS138-34A	1.250	31.75	0.625	15.87	1.028	26.11	1.088	27.63	0.045	1.14	2500	500	100
AS138-34B	1.250	31.75	0.625	15.87	1.028	26.11	1.088	27.63	0.045	1.14	2500	500	100
AS138-34C	1.250	31.75	0.625	15.87	1.028	26.11	1.088	27.63	0.045	1.14	2500	500	100
AS138-35A	1.312	33.32	0.500	12.70	1.062	26.97	1.132	28.75	0.045	1.14	2500	500	100
AS138-35B	1.312	33.32	0.500	12.70	1.062	26.97	1.132	28.75	0.045	1.14	2500	500	100
AS138-35C	1.312	33.32	0.500	12.70	1.062	26.97	1.132	28.75	0.045	1.14	2500	500	100
AS138-36A	1.330	33.78	0.562	14.27	1.093	27.76	1.155	29.33	0.045	1.14	2000	400	100
AS138-36B	1.330	33.78	0.562	14.27	1.093	27.76	1.155	29.33	0.045	1.14	2000	400	100
AS138-36C	1.330	33.78	0.562	14.27	1.093	27.76	1.155	29.33	0.045	1.14	2000	400	100
AS138-37A	1.375	34.92	0.625	15.87	1.120	28.44	1.190	30.22	0.045	1.14	2500	500	100
AS138-37B	1.375	34.92	0.625	15.87	1.120	28.44	1.190	30.22	0.045	1.14	2500	500	100
AS138-37C	1.375	34.92	0.625	15.87	1.120	28.44	1.190	30.22	0.045	1.14	2500	500	100
AS138-38A	1.406	35.71	0.625	15.87	1.150	29.21	1.215	30.86	0.050	1.27	2500	500	100
AS138-38B	1.406	35.71	0.625	15.87	1.150	29.21	1.215	30.86	0.050	1.27	2500	500	100
AS138-38C	1.406	35.71	0.625	15.87	1.150	29.21	1.215	30.86	0.050	1.27	2500	500	100
AS138-39A	1.438	36.52	0.562	14.27	1.180	29.97	1.250	31.75	0.050	1.27	2500	500	100
AS138-39B	1.438	36.52	0.562	14.27	1.180	29.97	1.250	31.75	0.050	1.27	2500	500	100
AS138-39C	1.438	36.52	0.562	14.27	1.180	29.97	1.250	31.75	0.050	1.27	2500	500	100
AS138-40A	1.450	36.83	0.625	15.87	1.200	30.48	1.270	32.25	0.050	1.27	2500	500	100
AS138-40B	1.450	36.83	0.625	15.87	1.200	30.48	1.270	32.25	0.050	1.27	2500	500	100
AS138-40C	1.450	36.83	0.625	15.87	1.200	30.48	1.270	32.25	0.050	1.27	2500	500	100
AS138-41A	1.465	37.21	0.562	14.27	1.231	31.26	1.301	33.04	0.050	1.27	2500	500	100
AS138-41B	1.465	37.21	0.562	14.27	1.231	31.26	1.301	33.04	0.050	1.27	2500	500	100
AS138-41C	1.465	37.21	0.562	14.27	1.231	31.26	1.301	33.04	0.050	1.27	2500	500	100
AS138-42A	1.500	38.10	0.620	15.74	1.270	32.25	1.340	34.03	0.050	1.27	2500	500	100
AS138-42B	1.500	38.10	0.620	15.74	1.270	32.25	1.340	34.03	0.050	1.27	2500	500	100
AS138-42C	1.500	38.10	0.620	15.74	1.270	32.25	1.340	34.03	0.050	1.27	2500	500	100
AS138-43A	1.547	39.29	0.625	15.87	1.297	32.94	1.367	34.72	0.050	1.27	2500	500	100
AS138-43B	1.547	39.29	0.625	15.87	1.297	32.94	1.367	34.72	0.050	1.27	2500	500	100
AS138-43C	1.547	39.29	0.625	15.87	1.297	32.94	1.367	34.72	0.050	1.27	2500	500	100
AS138-44A	1.570	39.87	0.562	14.27	1.320	33.52	1.390	35.30	0.050	1.27	2500	500	100
AS138-44B	1.570	39.87	0.562	14.27	1.320	33.52	1.390	35.30	0.050	1.27	2500	500	100
AS138-44C	1.570	39.87	0.562	14.27	1.320	33.52	1.390	35.30	0.050	1.27	2500	500	100
AS138-45A	1.590	40.38	0.562	14.27	1.340	34.03	1.410	35.81	0.050	1.27	2500	500	100

AS138 Series Electrical Connector Dust Caps (cont.)

Caplugs No.	Dimensions										Packaging		
	A		B		C		D		E		Carton Quantity	Mini Pak Quantity	Micro Pak Quantity
	In	mm	In	mm	In	mm	In	mm	In	mm			
AS138-45B	1.590	40.38	0.562	14.27	1.340	34.03	1.410	35.81	0.050	1.27	2500	500	100
AS138-45C	1.590	40.38	0.562	14.27	1.340	34.03	1.410	35.81	0.050	1.27	2500	500	100
AS138-46A	1.610	40.89	0.625	15.87	1.360	34.54	1.430	36.32	0.050	1.27	1000	200	100
AS138-46B	1.610	40.89	0.625	15.87	1.360	34.54	1.430	36.32	0.050	1.27	1000	200	100
AS138-46C	1.610	40.89	0.625	15.87	1.360	34.54	1.430	36.32	0.050	1.27	1000	200	100
AS138-47A	1.640	41.65	0.620	15.74	1.390	35.30	1.460	37.08	0.050	1.27	1000	200	100
AS138-47B	1.640	41.65	0.620	15.74	1.390	35.30	1.460	37.08	0.050	1.27	1000	200	100
AS138-47C	1.640	41.65	0.620	15.74	1.390	35.30	1.460	37.08	0.050	1.27	1000	200	100
AS138-48A	1.670	42.41	0.560	14.22	1.416	35.96	1.486	37.74	0.050	1.27	1000	200	100
AS138-48B	1.670	42.41	0.560	14.22	1.416	35.96	1.486	37.74	0.050	1.27	1000	200	100
AS138-48C	1.670	42.41	0.560	14.22	1.416	35.96	1.486	37.74	0.050	1.27	1000	200	100
AS138-50A	1.700	43.18	0.562	14.27	1.463	37.16	1.533	38.93	0.050	1.27	1500	300	100
AS138-50B	1.700	43.18	0.562	14.27	1.463	37.16	1.533	38.93	0.050	1.27	1500	300	100
AS138-50C	1.700	43.18	0.562	14.27	1.463	37.16	1.533	38.93	0.050	1.27	1500	300	100
AS138-49A	1.700	43.18	0.625	15.87	1.450	36.83	1.520	38.60	0.050	1.27	1000	200	100
AS138-49B	1.700	43.18	0.625	15.87	1.450	36.83	1.520	38.60	0.050	1.27	1000	200	100
AS138-49C	1.700	43.18	0.625	15.87	1.450	36.83	1.520	38.60	0.050	1.27	1000	200	100
AS138-51A	1.810	45.97	0.620	15.74	1.540	39.11	1.610	40.89	0.050	1.27	1000	200	100
AS138-51B	1.810	45.97	0.620	15.74	1.540	39.11	1.610	40.89	0.050	1.27	1000	200	100
AS138-51C	1.810	45.97	0.620	15.74	1.540	39.11	1.610	40.89	0.050	1.27	1000	200	100
AS138-52A	1.820	46.22	0.562	14.27	1.570	39.87	1.640	41.65	0.050	1.27	1000	200	100
AS138-52B	1.820	46.22	0.562	14.27	1.570	39.87	1.640	41.65	0.050	1.27	1000	200	100
AS138-52C	1.820	46.22	0.562	14.27	1.570	39.87	1.640	41.65	0.050	1.27	1000	200	100
AS138-53A	1.850	46.99	0.562	14.27	1.600	40.64	1.670	42.41	0.055	1.39	1000	200	100
AS138-53B	1.850	46.99	0.562	14.27	1.600	40.64	1.670	42.41	0.055	1.39	1000	200	100
AS138-53C	1.850	46.99	0.562	14.27	1.600	40.64	1.670	42.41	0.055	1.39	1000	200	100
AS138-55A	1.880	47.75	0.620	15.74	1.648	41.85	1.718	43.63	0.055	1.39	1000	200	100
AS138-55B	1.880	47.75	0.620	15.74	1.648	41.85	1.718	43.63	0.055	1.39	1000	200	100
AS138-55C	1.880	47.75	0.620	15.74	1.648	41.85	1.718	43.63	0.055	1.39	1000	200	100
AS138-57A	1.950	49.53	0.562	14.27	1.715	43.56	1.790	45.46	0.055	1.39	1000	200	100
AS138-57B	1.950	49.53	0.562	14.27	1.715	43.56	1.790	45.46	0.055	1.39	1000	200	100
AS138-57C	1.950	49.53	0.562	14.27	1.715	43.56	1.790	45.46	0.055	1.39	1000	200	100
AS138-60A	2.020	51.30	0.562	14.27	1.770	44.95	1.840	46.73	0.055	1.39	1000	200	100

* For other material and color options, contact customer service.

Electrical Connector Dust Caps (cont.) AS138 Series

Caplugs No.	Dimensions										Packaging		
	A		B		C		D		E		Carton Quantity	Mini Pak Quantity	Micro Pak Quantity
	In	mm	In	mm	In	mm	In	mm	In	mm			
AS138-60B	2.020	51.30	0.562	14.27	1.770	44.95	1.840	46.73	0.055	1.39	1000	200	100
AS138-60C	2.020	51.30	0.562	14.27	1.770	44.95	1.840	46.73	0.055	1.39	1000	200	100
AS138-63A	2.120	53.84	0.620	15.74	1.890	48.00	1.970	50.03	0.055	1.39	1000	200	100
AS138-63B	2.120	53.84	0.620	15.74	1.890	48.00	1.970	50.03	0.055	1.39	1000	200	100
AS138-63C	2.120	53.84	0.620	15.74	1.890	48.00	1.970	50.03	0.055	1.39	N/A	1000	N/A
AS138-65A	2.220	56.38	0.560	14.22	1.965	49.91	2.040	51.81	0.055	1.39	1000	200	100
AS138-65B	2.220	56.38	0.560	14.22	1.965	49.91	2.040	51.81	0.055	1.39	1000	200	100
AS138-65C	2.220	56.38	0.560	14.22	1.965	49.91	2.040	51.81	0.055	1.39	1000	200	100
AS138-71A	2.340	59.43	0.620	15.74	2.140	54.35	2.210	56.13	0.055	1.39	1000	200	100
AS138-71B	2.340	59.43	0.620	15.74	2.140	54.35	2.210	56.13	0.055	1.39	1000	200	100
AS138-71C	2.340	59.43	0.620	15.74	2.140	54.35	2.210	56.13	0.055	1.39	1000	200	100
AS138-74A	2.435	61.84	0.600	15.24	2.215	56.26	2.290	58.16	0.055	1.39	1000	200	100
AS138-74B	2.435	61.84	0.600	15.24	2.215	56.26	2.290	58.16	0.055	1.39	1000	200	100
AS138-74C	2.435	61.84	0.600	15.24	2.215	56.26	2.290	58.16	0.055	1.39	1000	200	100
AS138-75A	2.500	63.50	0.600	15.24	2.280	57.91	2.355	59.81	0.055	1.39	1000	200	100
AS138-75B	2.500	63.50	0.600	15.24	2.280	57.91	2.355	59.81	0.055	1.39	1000	200	100
AS138-75C	2.500	63.50	0.600	15.24	2.280	57.91	2.355	59.81	0.055	1.39	1000	200	100
AS138-77A	2.600	66.04	0.620	15.74	2.380	60.45	2.450	62.23	0.060	1.52	700	140	100
AS138-77B	2.600	66.04	0.620	15.74	2.380	60.45	2.450	62.23	0.060	1.52	700	140	100
AS138-77C	2.600	66.04	0.620	15.74	2.380	60.45	2.450	62.23	0.060	1.52	700	140	100
AS138-81A	2.660	67.56	0.600	15.24	2.440	61.97	2.530	64.26	0.060	1.52	N/A	500	N/A
AS138-81B	2.660	67.56	0.600	15.24	2.440	61.97	2.530	64.26	0.060	1.52	500	100	50
AS138-81C	2.660	67.56	0.600	15.24	2.440	61.97	2.530	64.26	0.060	1.52	N/A	500	N/A
AS138-87A	2.880	73.15	0.620	15.74	2.630	66.80	2.700	68.58	0.060	1.52	500	100	50
AS138-87B	2.880	73.15	0.620	15.74	2.630	66.80	2.700	68.58	0.060	1.52	500	100	50
AS138-87C	2.880	73.15	0.620	15.74	2.630	66.80	2.700	68.58	0.060	1.52	500	100	50
AS138-90A	2.960	75.18	0.600	15.24	2.720	69.08	2.812	71.42	0.060	1.52	500	100	50
AS138-90B	2.960	75.18	0.600	15.24	2.720	69.08	2.812	71.42	0.060	1.52	500	100	50
AS138-90C	2.960	75.18	0.600	15.24	2.720	69.08	2.812	71.42	0.060	1.52	500	100	50
AS138-96A	3.120	79.24	0.620	15.74	2.880	73.15	2.950	74.93	0.060	1.52	500	100	50
AS138-96B	3.120	79.24	0.620	15.74	2.880	73.15	2.950	74.93	0.060	1.52	500	100	50
AS138-96C	3.120	79.24	0.620	15.74	2.880	73.15	2.950	74.93	0.060	1.52	500	100	50
AS138-98A	3.220	81.78	0.600	15.24	2.960	75.18	3.050	77.47	0.060	1.52	500	100	50
AS138-98B	3.220	81.78	0.600	15.24	2.960	75.18	3.050	77.47	0.060	1.52	500	100	50
AS138-98C	3.220	81.78	0.600	15.24	2.960	75.18	3.050	77.47	0.060	1.52	500	100	50

Compressed Gas

Caplugs offers a full line of plastic molded components to provide superior protection for gas valves and tanks. The line can be used in a wide range of medical, industrial and specialty applications. It includes protective netting for tanks, caps for valves with external threads, plugs for valves with internal threads, protective valve sleeves and reusable tethered vinyl caps.

Not only does our netting protect tanks from impact damage, but it protects the critical labels ensuring they remain intact and legible.

SVS Series

Oxygen Cylinder Post-Valve Sleeve

SVS Series oxygen cylinder post-valve sleeves protect the delicate valves of oxygen cylinders. These patented sleeves slip easily over the valve and lock into place for a snug fit during transit. Once the sleeve is applied it can only be removed by using the tear-tab. This tear-tab feature provides a tamper-evident seal, ensuring the tank delivered is full and free of contamination.

- SVS-1 is designed for valves that do not include a washer
- SVS-2W accommodates a washer
- SVS-500 offers the same lock-in seal, but is a smaller version that covers less of the valve

Material: Low-Density Polyethylene **Color:** Green
U.S. Patent No. 7,681,587

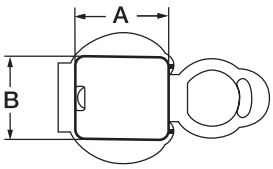

UES Series

Universal Use-Evident Cap-Plug Strap

UES Series universal use-evident strap is for any compressed gas cylinder valve.

- The UES strap is designed to fit a full range of CGA valves
- Versatile dual-locking system allows it to be used as a cap or plug
- Tamper evident for both
- Ideal for use in all climates

Material: Thermoplastic Elastomer **Color:** Yellow

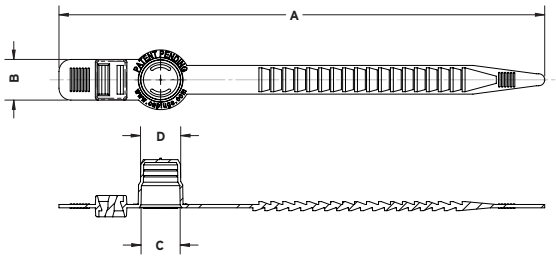

TES Series

Tamper-Evident Seal

TES Series tamper evident seals provide a positive, self-locking chain that breaks upon activating, thereby indicating that the seal, lock or device has been disturbed.

Material: Polypropylene **Color:** Black
Optional Colors: Blue, Brown, Green, Orange, Pink, Purple, Red, White, Yellow

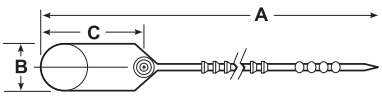

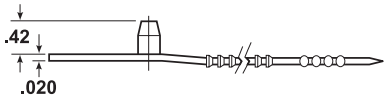

* For other material and color options, contact customer service.

Oxygen Cylinder Post-Valve Sleeve SVS Series

Caplugs No.	Dimensions						Packaging	
	A		B		Part Length		Carton Quantity	Mini Pak Quantity
	In	mm	In	mm	In	mm		
SVS-500	1.021	25.93	.90	22.86	.49	12.45	3000	n/a
SVS-1	1.025	26.04	.91	23.11	1.67	42.42	1000	n/a
SVS-2W	1.012	25.70	.90	22.86	1.04	26.54	1500	n/a

† Made of Low-Density Polyethylene in Red

Universal Use-Evident Cap-Plug Strap UES Series

Caplugs No.	Dimensions								Packaging	
	A		B		C		D		Carton Quantity	Mini Pak Quantity
	In	mm	In	mm	In	mm	In	mm		
UES-01	10.155	257.94	.85	21.59	.94	23.88	.84	21.34	1000	200
UES-02 †	10.831	275.11	.44	11.18	1.29	32.77	1.30	33.02	500	n/a

Tamper-Evident Seal TES Series

Caplugs No.	Dimensions						Packaging	
	A		B		C		Carton Quantity	Mini Pak Quantity
	In	mm	In	mm	In	mm		
TES-1	5.38	136.66	.50	12.70	1.13	28.70	5000	n/a

PVW Series

Post-Valve Wrench for Medical Gas Cylinders

PVW Series oxygen wrench for medical gas cylinder offers three different ports the user can choose from to provide the most comfortable fit. The wrench is designed to be compact and user-friendly.

- Versatile design accommodates both right-handed and left-handed individuals
- Can be pad-printed with company information
- Ideal for giveaways at trade shows or used as a promotion with each tank filling

Material: ABS **Color:** Natural, Flourescent Green, Dark Green
U.S. Patent No. D576,851

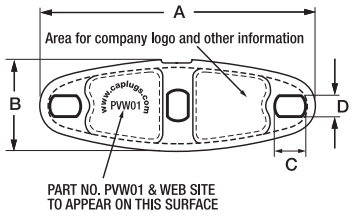

BC Series

Cylinder Valve Threaded Cap

BC Series cylinder valve threaded caps protect SCBA bottle valve threads during transit and storage. The cap is designed for self contained breathing apparatuses to protect the valve threads from impact, damage, contaminants and moisture. A large knurled head allows for easy application and removal while wearing gloves.

Material: Low-Density Polyethylene **Color:** Orange

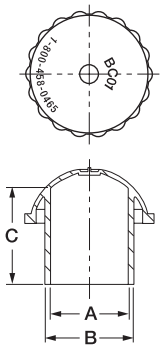

PCAP Series

Propane Caps

PCAP Series propane caps are an economical solution to protect valves on propane tanks. It provides excellent protection against impact and contaminants during storage and transit. The caps are also equipped with a tear-tab to ensure the tank reaches its end-user in optimum condition.

Material: Low-Density Polyethylene
Color: Blue (2003-S is Black)

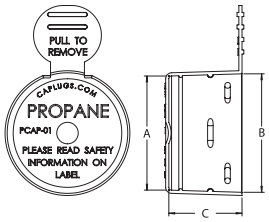

PCAP-01

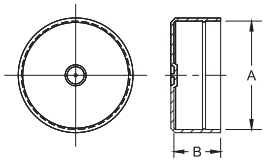

2003-S

* For other material and color options, contact customer service.

Post-Valve Wrench for Medical Gas Cylinders PVW Series

Caplugs No.	Dimensions								Packaging		
	A		B		C		D		Carton Quantity	Mini Pak Quantity	Micro Pak Quantity
	In	mm	In	mm	In	mm	In	mm			
PVW-01	3.50	88.90	1.17	29.72	.39	9.78	.25	6.35	500	100	10

Cylinder Valve Threaded Cap BC Series

Caplugs No.	Dimensions						Packaging	
	A		B		C		Carton Quantity	Mini Pak Quantity
	In	mm	In	mm	In	mm		
BC-01	.820	20.83	.910	23.11	1.00	25.40	400	80

Propane Caps PCAP Series

Caplugs No.	Dimensions						Packaging	
	A		B		C		Carton Quantity	Mini Pak Quantity
	In	mm	In	mm	In	mm		
PCAP-01	1.261	32.02	1.315	33.39	.81	20.57	2000	400
PCAP-2003-S	.980	24.89	.41	10.42	-	-	4000	800

MOC Series

Mobile Oxygen Cap

MOC Series mobile oxygen caps provide valve protection, ensuring that the units arrive at the end-user with no damage, contamination or tampering. Specially designed to be used with the Walk 02 Bout™, Grab 'n GO®, 02Go™, OxyTote™ and other popular units.

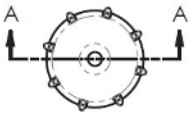

MOC-01 fits the small barbed port where oxygen tubing attaches.

- Exterior ribs aid in the removal process
- Vent hole prevents gas build up

Material: Thermoplastic Elastomer (TPV) **Color:** Black

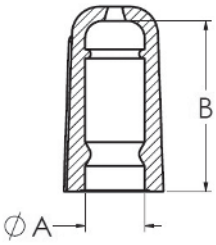

The **MOC-02** is a small threaded style cap that fits DISS connections protecting against dirt and moisture.

- Six exterior ergonomic ribs allow for easy installation and removal
- Made of Low-Density Polyethylene

Material: Low-Density Polyethylene **Color:** Green

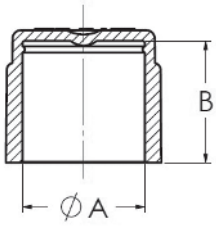

The **MOC-03** fits a traditional CGA540 valve which is also used to fill the oxygen cylinder. Can also be used on non-oxygen related CGA-540 valves.

- Audible click ensures part is locked in place
- Tamper evident design with pull tab for easy removal

Material: Low-Density Polyethylene **Color:** Green

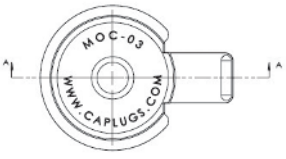

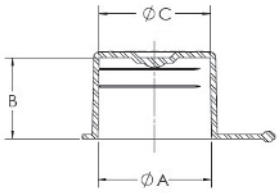

* For other material and color options, contact customer service.

Mobile Oxygen Cap MOC Series

Caplugs No.	Dimensions						Packaging		Color
	A		B		C		Carton Quantity	Mini Pak Quantity	
	In	mm	In	mm	In	mm			
MOC-01	.270	6.86	.770	19.56	-	-	2500	1000	Black
MOC-02	.553	14.05	.550	13.97	-	-	5000	1000	Green
MOC-03	.910	23.11	.650	16.51	.890	22.60	2500	500	Green

material selection by temperature

Up to 650°F

650°F/343°C — **Aluminum**
ADP, AFO, ASC, ASP

600°F/315°C — **Silicone**
CSPP-SH, CSV, DFPP-SH, HFPP-SH, HUPH-SH, HUP-SH, HWP-SH, MDT-SH, MPP-SH-SP, MPP-SH-UB, MSP-SH, PTM, RMCP (M-SH), SC-SH, SFC, SFP-SH, SM-SH, SMT-SH, SPP-SH, SP-SH, SRC-SH, SRT-SH, ST-SH, SWP, TS, UC-SH, UDPP-SH, UFP-SH, UHCP-SH, UMFP-SH, UPH-SH, UP-SH, US-SH, UST-SH, UTM-SH, UVCP-SH, UVC-SH, UWM-SH, UWPPLS-SH, UWPP-SH, UW-SH, WC-SH, ZC-SH

500°F/260°C — **Polyimide**
22-SH, KP-SH

500°F/260°C — **Glass Cloth**
PC198-SH, GC-SH

500°F/260°C — **Flex500™ Vinyl**
HCR, HETV, HEZ, HFC, HJS, HTP, HVC, HVTP

425°F/220°C — **Polyester**
PR-SH, PC11-SH

400°F/204°C — **Teflon**
TF-SH

400°F/204°C — **Polyester**
PC21-SH, PC25-SH, PC30-SH, PC90-SH, PB-SH, PCD-SH, PC-S

400°F/204°C — **Paper**
PSC, PTC, PTP

350°F/177°C — **Standard Vinyl**
AN, DR, EGL-12, ETV, EZ, FHU, HB, HU, MS, RERV, SQRV, TP, TUV, TV, VAC, VAS, VC, VCF, VF, VFC, VFE, VFT, VGR, VHC, VHF, VHG, VHR, VIF, VMF, VNG, VOR, VRF, VRR, VS, VSC, VSE, VSR, VTC, VTP, VVC, WCC, WNC

350°F/177°C — **Neoprene**
BN-SH, EP58-SH, GN-SH, MPP-SH-GN, MT-SH

Up to 300°F

300°F/149°C — **Nylon**
BT, CAB, DOP, MT, MULTI PURPOSE PLUG, OCB, SB, SHB, TIE, UB

300°F/149°C — **Crepe Paper**
KD11-SH, KD-SH, SCK-SH

300°F/149°C — **FlexTemp (Thermoplastic Rubber)**
BPFE, ECP, GRO, HC, STC, UES, T

300°F/149°C — **EPDM**
CM-SH, PP-SH

300°F/149°C — **Cork**
RCK-SH

300°F/149°C — **Aluminum Foil**
AF-SH

250°F/121°C — **Styrene Butadiene**
RSP, FP-SH

250°F/121°C — **Polypropylene**
BSP, CVC, CVV, P-48C, PVCP, RP, RPO-M, TES, TPSD

225°F/107°C — **Lead-Foil**
LF-SH

215°F/102°C — **High-Density Polyethylene**
DC, DPN, DS-Q3, EGL-11, FAF, FAN, FAR, FBH, MSC, MSP, P, PDO, PSR, RPO, SHG, SSR, TH, TPN, TPN-F, UT

215°F/102°C — **High-Impact Polystyrene**
AP

200°F/93°C — **Crepe Paper**
EZ-SH

Up to 190°F

190°F/90°C — **Linear Low-Density Polyethylene**
EPN-240, EPN-250, EPN-305, EPN-310, TB, TM

190°F/90°C — **TEO 58**
EVC, MOC (-01)

190°F/90°C — **ABS**
PVW

175°F/79°C — **Low-Density Polyethylene**
American Standard Caps (PCAS), BC, BP, BPF, C , CBC, CBW, CC, CCF, CD, CD-M, CE, CLT, COF, CPT, CPT-NF, CST, CSW, CT, CXT, Diesel Fuel Injector Cap (FI), DO, E, EC, ECP, EGL-22, EP, EXTRA WIDE FLANGE CENTER PULL TAB, EZC, EZP, FC, FCO, FCR, FF, FFP, Finishing Flanges (FN), FLGV, FP, FPC, FPN, FTC, GC, HC-7, HEX, HSF, IEC, J, JS, K, L, MJ, MJS, MOC (-02 and -03), NUO, OE, OF, OT, PACK-AGING CAPS (PKGC), PCAP, PD, PDE, PDF, PDH, PDI, PIP, PIP-TAB, PM, PMW, PN, PO, PSV, PZC, PZP, RC, RCL, RER, RFP, RH, RSC, SC, SCP, SEC, SEP, SF, SFP, SH, SPT, SQR, SR, STP, STPS-SH, SVS, SW, SWI, T, TE, TE-HNG, TE-TAB, TLF, TSE, UEO, UPP, USB, UTP, VP, W, WPT, WW, WWX, WWXX

170°F/77°C — **Anodizing Vinyl**
AD-SH

170°F/77°C — **Electroplaters Vinyl**
EV-SH

150°F/65°C — **Rubber**
MPP-SH-BR

150°F/65°C — **Polyethylene Terephthalate Glycol**
CSC, TRC, TRO, TSC, TSO

140°F/60°C — **Ethylene Vinyl Acetate**
BPF-1/4, BPF-5mm, BPF-6mm, CEC, CEG, CEP, CTW, DCC, DCF/MDC, DP, EMC, MDC, RJ

The information above depicts the intermittent temperature-resistance characteristics of the entire list of Caplugs materials. For complete service temperature information and other physical properties of Caplugs materials, consult the Material Data Chart on pages 426 and 427. And, of course, take advantage of our free samples to test a part in your specific application before ordering.

The data contained herein is for reference purposes only. This data represents typical properties and not product specifications. For specific part or material information, please contact a Technical Sales Representative at 1.888.CAPLUGS. For alternate material options, please contact Customer Service.

*Properties of Caplugs® parts are subject to change without notification.

The data contained herein is believed to be as accurate as reasonably possible, but Caplugs makes no warranty, express or implied, regarding this information.

Note: Most vinyl Flex500® products are also available in Medical Grade and Static Dissipative Vinyl. Most Low-Density Polyethylene products are also available in FlexTemp (Thermoplastic Rubber) material. For any special material requests, please contact customer service at 1.888.CAPLUGS for further information.

Standard Option Materials/Colors*

Low-Density Polyethylene PE-LD01

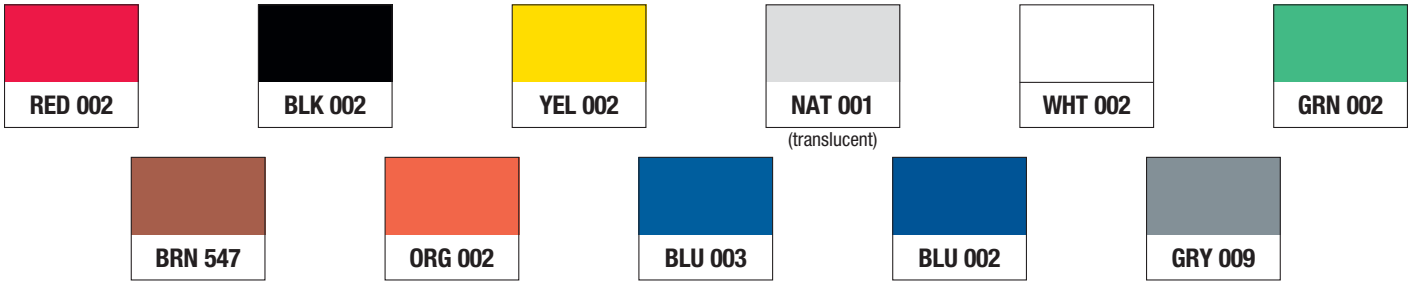

High-Density Polyethylene PE-HD06
Polypropylene PP08
Ethylene Vinyl Acetate E/VAC04

FlexTemp (Thermoplastic Rubber) TE070

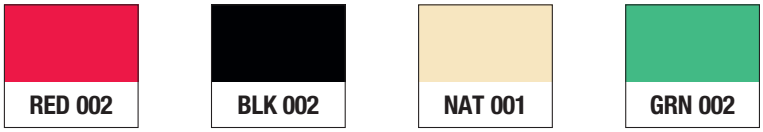

Vinyl PVC

Silicone

For special materials, contact customer service.
*Colors shown are not exact. Please request a color sample for verification.

Properties*	Aluminum	Polyethylene		Polypropylene Impact (rubber-modified)	Ethylene Vinyl Acetate	FlexTemp Thermoplastic Rubber	Silicone Rubber	Vinyl	
		Low-Density	High-Density					Standard	High-Temp
MECHANICAL CHARACTERISTICS									
Specific gravity (density)	2.73	0.910 - 0.925	0.941 - 0.965	0.890. - 0.91	.920 - .950	.940 - .960	1.18	1.2	1.2
Tensile strength, p.s.i.	31 - 42	600 - 2300	3100 - 5500	2800 - 4400	1440 - 2500	2400 - 3100	200 - 1500	2300	2100
Elongation, %	20% min.	90.0 - 800.0	20.0 - 1000.0	350.0 - >500.0	550 - 900	500 - 620	700	400	270
Compressive strength, p.s.i.	11	–	2700 - 3600	4000 - 6500	–	–	–	–	–
Tear strength (ASTM D1004)	–	–	–	–	–	–	200pli	185pli	270pli
Impact strength, ft. lb./in. of notch (1/2x1/2 in. notched bar, izod test)	No break	No break	0.5 - 20.0	1.0 - 15.0 @ 73°F	No break	–	–	–	–
Hardness, Rockwell	–	D41 - D46 (Shore) R10	D60 - 70 (Shore)	R50-R85	D17 - 45 (Shore)	–	A25 - 80 (Shore)	A60 - 70 (Shore)	A80 - 90 (Shore)
ELECTRICAL CHARACTERISTICS									
Volume resistivity, ohm/cm³ (50% RH and 23°C)	–	$>10^{16}$	$>10^{16}$	$>10^{15}$	$>10^{15}$	–	–	–	–
Dielectric constant, 60 cyc.	–	2.25 - 2.35	2.30 - 2.35	2.3	2.50 - 3.16	–	–	–	–
Dissipation (power) factor, 60 cyc.	–	<0.0005	<0.0005	>0.0003	>0.0030	–	–	–	–
SERVICE TEMPERATURES									
Continuous °C/°F	343/650	66/150	74/165	121/250	60/140	135/275	232/450	93/200	149/300
Intermittent °C/°F	343/650	79/175	102/215			149/300	316/600	177/350	246/475
Brittleness °C/°F	-70/-94	<-70/<-94	-18/0	<-70/<-94	<-68/<-90	0	-32/-29	-32/-26	–
RESISTANCE CHARACTERISTICS									
Water absorp., 24 hr., 1/8" thick, %	0.0	<0.015	<0.01	<0.01	.05-.13	<.10	–	–	–
Burning rate (flammability), in./min.	–	Very Slow (1.04)	Very Slow (1.00 - 1.04)	Slow	–	Slow	Very Slow	Slow	Slow
Effect of sunlight	–	Unprotected material crazes rapidly. Requires black for complete protection.			–	–	Very Resistant	Good Resistance	Good Resistance
Effect of weak acids	Varies	Resistant	Very Resistant	Completely Resistant	Resistant	Very Resistant	Poor	Very Resistant	Very Resistant
Effect of strong acids	Varies	Attacked by oxidizing acids	Attacked slowly by oxidizing acids	Resistant to oxidizing acids	Resistant	–	Poor	Resistant	Resistant
Effect of weak alkalies	Cleaning Agent	Resistant	Very Resistant	Completely Resistant	Resistant	Very Resistant	Poor	Resistant	Resistant
Effect of strong alkalies	Etches	Resistant	Very Resistant	Very Resistant	Resistant	Very Resistant	Poor	Resistant	Resistant
Effect of organic solvents	None	Resistant (below 60°C)	Resistant (below 80°C)	Attacked by hydrocarbons and chlorinated hydrocarbons	Resistant	Swells in contact with hydrocarbons and chlorinated hydrocarbons	Moderate	Good Resistance to alcohols, aliphatic hydrocarbons and oils	Good Resistance to alcohols, aliphatic hydrocarbons and oils
Machine qualities	Fair	Good	Excellent	Good	Fair	Fair	Poor	Poor	Poor
Clarity (Natural Material)	–	Translucent to opaque	Translucent to opaque	Translucent	Translucent to opaque	Opaque	Clear to opaque	Clear to opaque	–
Abrasion resistance	Low	–	–	–	–	–	Low	Very Good	Very Good

The data contained herein is for reference purposes only. This data represents typical properties and not product specifications. For specific part or material information, please contact a Technical Sales Representative at 1.888.CAPLUGS. For alternate material options, please contact Customer Service.

*Properties of Caplugs® parts are subject to change without notification.

**Independent third party testing supports our published claims of Flex500® successfully performing under intermittent service temperatures of over 500°F.

The data contained herein is believed to be as accurate as reasonably possible, but Caplugs makes no warranty, express or implied, regarding this information.

© Protective Industries, Inc. 2019. The information contained herein is proprietary to Caplugs and may not be used or disseminated inappropriately. All trademarks, except where noted, are property of Protective Industries, Inc.

* For other material and color options, contact customer service.

material data chart

Properties*	PVC Extrusion	PETG	Flex500**	Static Conductive	Static Dissipative	LLDPE	Nylon	ABS
MECHANICAL CHARACTERISTICS								
Specific gravity (density)	1.2	1.3	1.35	1.06	1.17	0.925 g/cm^3	1.13 g/cm^3	1.05
Tensile strength, p.s.i.	2300	5800	2000	1000	1900	10 Mpa	50 Mpa	5990
Elongation, %	400	50	150	300	360	>500	–	–
Compressive strength, p.s.i.	–	7300	–	–	–	–	–	–
Tear strength (ASTM D1004)	185	–	270pli	–	200pli	–	–	–
Impact strength, ft. lb./in. of notch (1/2x1/2 in. notched bar, izod test)	–	0.19 - 0.66	–	No break	–	–	–	1.2 ft. - lb.In.
Hardness, Rockwell	A60-70 (Shore)	Shore R 108	15 Second Shore A84-94	15 Second Shore D 46	A55 - 65 Shore	47 (Shore D)	54 (Shore D)	109
ELECTRICAL CHARACTERISTICS								
Volume resistivity, ohm/cm^3 (50% RH and 23°C)	–	–	–	100	Surface Resistivity 10^9 OHM/SQ	10^{18}	–	–
Dielectric constant, 60 cyc.	–	3 - 4	–	–	–	–	–	–
Dissipation (power) factor, 60 cyc.	–	20 - 300 10^4	–	–	–	–	–	–
SERVICE TEMPERATURES								
Continuous °C/°F	93/200	145°F	149/300	140°F	140°F	70/158	120/248	–
Intermittent °C/°F	177/350	160°F	260/500	160°F	160°F	90/194	180/356	–
Brittleness °C/°F	-32/-26	-40°F	–	<-90°F		<-70/158	–	–
RESISTANCE CHARACTERISTICS								
Water absorp., 24 hr., 1/8" thick, %	–	0.1 to 0.2%	–	–	–	–	–	–
Burning rate (flammability), in./min.	Slow	–	Slow	Slow	Slow	Very Slow	–	UL 94 HB
Effect of sunlight	Good Resistance	Fair Resistance	Good Resistance	Very Resistant	Good Resistance	Limited Resistance	Resistant	–
Effect of weak acids	Very Resistant	–	Very Resistant	Resistant	Very Resistant	Resistant	Not Resistant	–
Effect of strong acids	Resistant	–	Resistant	Resistant	Resistant	Resistant	Not Resistant	–
Effect of weak alkalies	Very Resistant	–	Very Resistant	Resistant	Very Resistant	Resistant	Resistant	–
Effect of strong alkalies	Resistant	–	Resistant	Resistant	Resistant	Resistant	Resistant	–
Effect of organic solvents	Good resistance to alcohols, aliphatic hydrocarbons and oil	–	Good Resistance	Resistant	Good Resistance	Resistant	Resistant	–
Machine qualities	Poor	Very Good	Good	Good	Poor	Good	Good	–
Clarity (Natural Material)	Clear to opaque	Clear	Opaque	Opaque	Translucent	Translucent	Opaque	–
Abrasion resistance	Very Good	Very Good	Very Good	Low	Very Good	–	–	–

DIMENSIONAL TOLERANCES*

The following tolerance information is for reference purposes only and is intended as an indication of the types of tolerances that can be achieved based on typical parts produced by Caplugs. For a tolerance assessment for a specific part, please contact a Technical Sales Representative at 1.888.CAPLUGS.

Tolerances for inch dimensions given to three decimal places.
±.010" per each inch of length.
Minimum is ±.010" where dimension is less than one inch.
Examples:
Tolerance for .750" dimension is ±.010"
Reason: Although .750" x ±.010" = ±.0075", ±.010" is the minimum.
Tolerance for 1000" is ±.010".
Reason: 1.000" x ±.010" = ±.010"
Tolerance for 1.500" dimension is ±.015"
Reason: 1.500" x ±.010" = ±.015".

Tolerance for inch dimensions given to two decimal places.
±.020" per each inch of length.
Minimum is ±.020" where dimension is less than one inch.
Examples:
Tolerance for .75" dimension is ±.020".
Reason: Although .75" dimension is ±.020" = ±.015" ±.020" is the minimum.
Tolerance for 1.00" dimension is ±.020" = ±.50mm.
Reason: 1.00" x ±.020" = ±.020".
Tolerance for 1.50" is ±.030".
Reason: 1.50" x ±.020" = ±.030".

Tolerance for metric dimensions given to two decimal places.
±.25mm per each 25.40mm of length (.01 mm per mm). Minimum is ±.25mm where dimension is less than 25.40mm.
Examples:
Tolerance for 19.00mm dimension is ±.25mm.
Reason: Although 19.00mm x ±.01 is ±.19mm, .25mm is the minimum.
Tolerance for 25.40mm is ±.25mm = ±.010".
Reason: 25.40mm x ±.01mm = ±.25mm.
Tolerance for 38.10mm is ±.38mm.
Reason: 38.10mm x ±.01mm = ±.38mm.

Tolerance for metric dimensions given to one decimal place.
±.5mm per each 25.4mm of length (.02 mm per mm). Minimum is ±.5 where dimension is less than 25.4mm.
Examples:
Tolerance for 19.00mm dimension is ±.5mm.
Reason: Although 19.0mm x ±.02mm = ±.38mm, ±.5mm is the minimum.
Tolerance for 25.4mm dimension is ±.5mm.
Reason: 25.4mm x ±.02mm = ±.5mm.
Tolerance for 38.1mm dimension is ±.76mm.
Reason: 38.1mm x ±.02mm = ±76mm.

other specifications

Military & NAS

Specs	Series	Superceded and replaced by:
NAS 811	**N/A**	Cancelled - no superceding spec
NAS 812	**N/A**	Cancelled - no superceding spec
NAS 813	**EC - SEC***	NAS831
NAS 814	**CD***	NAS832
NAS 815	**PD***	NAS833
NAS 816	**WW - WF***	NAS834
NAS 817	**ASC***	NAS835
NAS 818	**ASP**	
NAS 819	**N/A**	
NAS 820	**EP***	
NAS 831	**EC/SEC**	
NAS 832	**CD**	
NAS 833	**PD**	
NAS 834	**T**	
NAS 835	**ASC**	
NAS 836	**ASP**	
NAS 837	**EP/SEP**	
NAS 838	**N/A**	
NAS 839	**N/A**	
NAS 840	**P-38B only**	
NAS 841	**N/A**	
NAS 842	**ADP**	
NAS 843	**K**	
NAS 844	**SC**	
NAS 845	**N/A**	
NAS 846	**N/A**	
NAS 847	**N/A**	
MS/AS 90376 (LD)	**EC/EP****	
MS/AS 90376 (SD)	**SEC/SEP****	
MS/AS 90376 (CD)	**CEC/CEP****	
SAEAS85049/138	**AS138**	
MIL-C-5501/1	**PD/ASP***	NAS 833 & 836
MIL-C-5501/2	**ADP***	NAS 838 & 842
MIL-C-5501/3	**ASC***	NAS 835
MIL-C-5501/4	**N/A**	NAS 839
MIL-C-5501/5	**P-38B only***	NAS 840
MIL-C-5501/6	**N/A**	NAS 846

Specs	Series	Superceded and replaced by:
MIL-C-5501/7	**T***	NAS 834
MIL-C-5501/8	**K***	NAS 843
MIL-C-5501/9	**SC***	NAS 844
MIL-C-5501/10	**N/A**	NAS 845
MIL-C-5501/11	**CD***	NAS 832
MIL-C-5501/31 Cancelled	**CEC***	NASM5501/31
MIL-C-5501/32 Cancelled	**N/A**	NASM5501/32
MIL-C-52078, Table I Cancelled	**T***	NAS 834
MIL-C-52078, Table V Cancelled	**P-38B only***	NAS 840
MIL-C-52078, Table VIII	**N/A**	NAS 838
MIL-C-52078, Table X	**PD***	NAS 833
MIL-C-52078, Table XIII	**SC***	NAS 844
MIL-C-52078, Table XV	**CD***	NAS 832

RED TEXT INDICATES CANCELLED SPECIFICATION
This means no new programs can use this specification.
Existing programs may still call out these specs.

* NAS or MIL spec has been superceded. Parts meet the inactive spec dimensionally, and may have the engraving from one or both specs.

** MS90376 AND AS90376 have been superceded and replaced by SAE AS85049/138

All statements, technical information, and recommendations related to Caplugs products are based on information believed to be reliable, however, the accuracy or completeness is not guaranteed. Before using any Caplugs product you must evaluate it and determine if it is suitable for your intended application. You assume all risks and liability associated with such use. Any statements related to the product which are not contained in Caplugs current publications or any contrary statements contained on your purchase order shall have no force or effect unless expressly agreed upon, in writing, by an authorized officer of Caplugs.

Vinyl Conversion

This chart is a helpful tool when trying to determine the proper vinyl cap or plug that may suit your application.
The dash numbers are equivalent to the length of the part and are available in increments of 1/16".

1/16	.0625	-1	1-1/16	1.0625	-17	2-1/16	2.0625	-33	3-1/16	3.0625	-49	4-1/16	4.0625	-65	5-1/16	5.0625	-81	6-1/16	6.0625	-97	7-1/16	7.0625	-113
1/8	.1250	-2	1-1/8	1.1250	-18	2-1/8	2.1250	-34	3-1/8	3.1250	-50	4-1/8	4.1250	-66	5-1/8	5.1250	-82	6-1/8	6.1250	-98	7-1/8	7.1250	-114
3/16	.1875	-3	1-3/16	1.1875	-19	2-3/16	2.1875	-35	3-3/16	3.1875	-51	4-3/16	4.1875	-67	5-5/16	5.1875	-83	6-3/16	6.1875	-99	7-3/16	7.1875	-115
1/4	.2500	-4	1-1/4	1.2500	-20	2-1/4	2.2500	-36	3-1/4	3.2500	-52	4-1/4	4.2500	-68	5-1/4	5.2500	-84	6-1/4	6.2500	-100	7-1/4	7.2500	-116
5/16	.3125	-5	1-5/16	1.3125	-21	2-5/16	2.3125	-37	3-5/16	3.3125	-53	4-5/16	4.3125	-69	5-3/16	5.3125	-85	6-5/16	6.3125	-101	7-5/16	7.3125	-117
3/8	.3750	-6	1-3/8	1.3750	-22	2-3/8	2.3750	-38	3 3/8	3.3750	-54	4-3/8	4.3750	-70	5-3/8	5.3750	-86	6-3/8	6.3750	-102	7-3/8	7.3750	-118
7/16	.4375	-7	1-7/16	1.4375	-23	2-7/16	2.4375	-39	3-7/16	3.4375	-55	4-7/16	4.4375	-71	5-7/16	5.4375	-87	6-7/16	6.4375	-103	7-7/16	7.4375	-119
1/2	.5000	-8	1-1/2	1.5000	-24	2-1/2	2.5000	-40	3-1/2	3.5000	-56	4-1/2	4.5000	-72	5-1/2	5.5000	-88	6-1/2	6.5000	-104	7-1/2	7.5000	-120
9/16	.5625	-9	1-9/16	1.5625	-25	2-9/16	2.5625	-41	3-9/16	3.5625	-57	4-9/16	4.5625	-73	5-9/16	5.5625	-89	6-9/16	6.5625	-105	7-9/16	7.5625	-121
5/8	.6250	-10	1-5/8	1.6250	-26	2-5/8	2.6250	-42	3-5/8	3.6250	-58	4-5/8	4.6250	-74	5-5/8	5.6250	-90	6-5/8	6.6250	-106	7-5/8	7.6250	-122
11/16	.6875	-11	1-11/16	1.6875	-27	2-11/16	2.6875	-43	3-11/16	3.6875	-59	4-11/16	4.6875	-75	5-11/16	5.6875	-91	6-11/16	6.6875	-107	7-11/16	7.6875	-123
3/4	.7500	-12	1-3/4	1.7500	-28	2-3/4	2.7500	-44	3-3/4	3.7500	-60	4-3/4	4.7500	-76	5-3/4	5.7500	-92	6-3/4	6.7500	-108	7-3/4	7.7500	-124
13/16	.8125	-13	1-13/16	1.8125	-29	2-13/16	2.8125	-45	3-13/16	3.8125	-61	4-13/16	4.8125	-77	5-13/16	5.8125	-93	6-13/16	6.8125	-109	7-13/16	7.8125	-125
7/8	.8750	-14	1-7/8	1.8750	-30	2-7/8	2.8750	-46	3-7/8	3.8750	-62	4-7/8	4.8750	-78	5-7/8	5.8750	-94	6-7/8	6.8750	-110	7-7/8	7.8750	-126
15/16	.9375	-15	1-15/16	1.9375	-31	2-15/16	2.9375	-47	3-15/16	3.9375	-63	4-15/16	4.9375	-79	5-15/16	5.9375	-95	6-15/16	6.9375	-111	7-15/16	7.9375	-127
1	1.0000	-16	2	2.0000	-32	3	3.0000	-48	4	4.0000	-64	5	5.0000	-80	6	6.0000	-96	7	7.000	-112	8	8.0000	-128

* For other material and color options, contact customer service.

terms & conditions

Terms: Net 30 Days. The terms stated in Caplugs documents govern all sales notwithstanding the use of buyers purchase order number as an accommodation. Visa, MasterCard, Discover Card and American Express accepted.

Pricing: Consult Caplugs Representative or Order Service Center for Standard Carton, Mini Pak and Micro Pak pricing. Pricing is subject to change without notification.

Material Certification: Caplugs supplies standard material certification with all shipments. Special certification requirements will be reviewed and may be subject to additional charges.

Shipping Point*: ExWorks Buffalo, NY, Los Angeles, CA or Erie, PA. All rights reserved and title to merchandise transfers to the buyer upon delivery to the carrier. *Please Note: Caplugs has 3 shipping sites which could result in split shipments from multiple facilities, each with separate freight charges. Hangzhou direct shipments by ExWorks Hangzhou.

Delivery: The acceptance of shipments by common carrier shall constitute a delivery to the purchaser and Caplugs shall not be responsible for merchandise damaged or lost in transit.

Quantities: Order quantities will be increased or decreased to the nearest standard packaging quantity (Standard Carton, Mini Pak or Micro Pak). Delivery of 5% more or less than the quantity ordered shall constitute fulfillment of the order for custom closures or standard closures run in nonstandard colors or materials.

Minimum order quantities are as follows:

Caplugs Products:
- 2 Micro packs

Evergreen Labware Products:
- $50 Minimum order
- $100 for US Distributors
- $500 for any export shipment

Shercon Masking Products:
- $75 Minimum order

Packaging: Caplugs reserves the right to change the quantities in its Standard Carton, Mini Pak or Micro Pak, consistent with current packaging and/or shipping practices without notification. Micro Paks have a minimum purchase quantity of 2. Pressure heat treated pallets may be subject to additional charges for each pallet required. Caplugs reserves the right to change minimum purchase quantities at any time, without notification.

Errors: Typographical and clerical errors subject to correction.

Return Policy: If the buyer claims parts are not as ordered, he/she must notify Caplugs within 30 days of delivery. All returns of standard cartons received within 30 days of shipment are subject to a 30% handling fee. Returns of standard cartons received 30 to 90 days after shipment are subject to a 50% handling fee. After 90 days, there are no returns. Mini and Micro Paks may not be returned. Sterile items and pre-filled containers cannot be returned. No parts may be returned without a Return Authorization Number issued by a Caplugs Customer Service representative in Buffalo, NY, Los Angeles, CA or Erie, PA.

Specification: Standard Caplugs parts will be supplied in accordance with Caplugs quotation and description in Caplugs literature. Custom parts will be furnished in accordance with Caplugs quotation and Caplugs or buyer(s) drawings and/or specifications. Caplugs will not be held responsible for any special requirements not stated on the purchase order or disclosed by the customer.

Cancellation: In the event of cancellation or deferral of deliveries on an order, the buyer assumes immediate liability for any completed part of the order, any material or tooling work performed, and may be asked for immediate payment of the charges involved.

Credit: Caplugs may refuse to make shipment unless previous invoices have been honored and satisfactory credit has been established.

Important Notice: All statements, technical information, and recommendations related to Caplugs products are based on information believed to be reliable, however, the accuracy or completeness is not guaranteed. Before using any Caplugs product you must evaluate it and determine if it is suitable for your intended application. You assume all risks and liability associated with such use. Any statements related to the product which are not contained in Caplugs current publications, or any contrary statements contained on your purchase order, shall have no force or effect unless expressly agreed upon, in writing, by an authorized officer of Caplugs.

Warranty; Limited Remedy; Limited Liability: This product will be free from defects in material and manufacture as of the date of purchase. Caplugs MAKES NO OTHER WARRANTIES INCLUDING, BUT NOT LIMITED TO, ANY IMPLIED WARRANTY OF FITNESS FOR A PARTICULAR PURPOSE. If this product is defective your exclusive remedy shall be to replace the product or refund the purchase price of the Caplugs product. Except where prohibited by law, Caplugs will not be liable for any indirect, special, incidental or consequential loss or damage arising from this Caplugs product, regardless of the legal theory asserted.

Tooling: All tooling remaining in Caplugs possession will receive normal maintenance for the production of parts unless: a) A tool has produced more than 500,000 parts per cavity, or b) A tool which has no production activity for more than one year. In either event, it may be necessary to refurbish or rebuild the tool at buyer(s) expense before additional parts can be produced. In consideration for maintaining, storing and/or disposing of inserts, after 18 months of receiving no orders associated with the insert(s) the legal ownership of the customized insert(s) transfer to Caplugs.

General Matters: Caplugs is a large business, is located in a labor surplus area, is not women or minority owned, and is current on all EEO filings. Materials used in manufacturing parts satisfy current governmental and safety constraints on restricted, toxic and hazardous materials. Parts are produced without the use of Class I ozone-depleting chemicals.

index

22-SH 244
ADP 118
AD-SH 252
AFO 120
AF-SH 261
AIR-SH 270
AN 70
AP 156
AR-SH 270
AS138 412-415
ASC 66
ASP 120
BC 420
BCB-SH 280
BN-SH 190
BP 140
BPF 142
BPFE 138
BSP 120
BT 122
BT100-SH 252
BUT 340
BWNP-SH 198
C 392
C-SH 274
CAB 372
CB-SH 280
CBC 404
CBW 288
CC 384
CCF 144
CD 68
CD-M 68
CD-SH 270
CE 334
CEC 396
CEG 408
CEP 408
CH 158
CLT 340
COF 100
CP 154
CPH 154
CPR 158
CPT 106
CPT-NF 108
CSC 228
CSP-SH 196
CSPP-SH 196
CST 340
CSV 300
CSW 288
CSWF 290
CSWF-C 290
CT 108
CTW 324
CV-SH 274-275
CVC 310
CVV 310
CXT 110
D 156
DC 70
DCC 400
DCF 400
DFPP-SH 202
DMC 392
DO 144
DOP 146
DP 402
DPN 122
DR 348
DS 400
DSP 352
E 406
EC 394
ECP 108
EGL 324
EMC 402
EP 404
EP58-SH 270
EPN-240 334
EPN-250 336
EPN-305 376
EPN-310 378
ETV 132
EV-SH 263
EZ 72
EZC 44
EZP 110
EZ-SH 259
FAF 356-361
FAN 366-372
FAR 362-365
FBH 374
FC 350
FCO 50
FCR 100
FF 380
FFP 366
FHU 348
FI 44
FLGV 376
FN 384
FP 146
FPC 338
FPN 346
FP-SH 212
FTC 44
FUF 70
GC 46
GC-SH 257
GN-SH 190
GRO 324
HB 320
HC 46
HCR 170
HETV 218
HEX 46
HEZ 176
HFC 178
HFPP-SH 200
HJS 170
Hooks (C, CV, S, V) 274
HSF 386
HSR 344
HTP 218
HU 348
HUP-SH 186
HUPH-SH 188
HVC 172-175
HVTP 218
HWP-SH 216
IEC 408
J 48
JS 48
K 114
KD11-SH 251
KD-SH 258
KO 146
KP-SH 256
L 112
LEPP-SH 202
LF-SH 262
MC 96
MCC 58
MCD 96
MCN-TCP 58
MCN-TCS 60
MCN-TCV 60
MDC 402
MDT-SH 224
MJ 48
MJS 50
MKITS HVC Series 272
MKITS VC SERIES 272
MOC 422
Modular racks 280
MPP 148
MPP-SH 216
MS 72
MSC 398
MSP 122
MSP-SH 216
MT 124
MT-SH 220
MVC 58
NPT 126
NPTF-SH 202
NUO 342
OCB 326
OE 336
OF 50
OT 114
P 124
PB-SH 255
PC-SH 253, 266
PC11-SH 249
PC198-SH 245
PC21-SH 247
PC25-SH 246
PC30-SH 248
PC90-SH 250
PCAP 420
PCAS 338
PCD-SH 266
PD 126
PDE 128
PDF 128
PDH 128
PDI 130
PDO 130
PDP 156
PIP 148
PIP-TAB 148
PKGC 304
PM 52
PMW 288
PN 52
PO 52
PPC 410
PP-SH 194
PR-SH 254
PSC 184
PSR 344
PTC 184
PTEG 318
PTFLSP 320
PTFRAS 318
PTHS 316
PTM-SH 204
PTNG 316
PTP 220
PTPW 316
PTSP 320
PTWM 318
PVCP 346
PVW 420
PZC 60
PZP 114
RC 62
RC-SH 164
RCK-SH 222
RCL 66
RER 150
RERV 152
RFP 352
RH/RHW 102
RJ 406
RMCP-SH 208
ROD-SH 280
RP 130
RPO 132
RPO-M 132
RSP-SH 208
RSPSF-SH 210
SAE 388
S-SH 274
SB 326
SB-SH 278
SC 54-57
SCK-SH 222
SCP 302
SC-SH 162
SEC 396
SEP 406
SF 386
SFC 184
SFP 386
SFP-SH 214
SH 150
SHPP-SH 196
SHVA-SH 276
SHVB-SH 276
SHVC-SH 276
SK-SH 272
SPLINE-SH 280
SP-SH 214
SPP-SH 192
SPT 116
SQR 152
SQRV 154
SQV-SH 276
SRC-MED 64, 166
SRC-SH 168
SRT-SH 228
SSR 344
STC 116
STP 304
STPS-SH 224
ST-SH 226
SVS 418
SVV 312
SW 284
SWI 286
SWLD 388
SWP 214
T 32-35
TB 134
TCB-SH 280
TE 306
TE-TAB 306
TE-HNG 304
TES 418
TF-SH 260
TH 134
TH-SH 280
TIE 330
TLF 354
TM 134
TOL 240-243
TP 116
TPN 136
TPN-F 136
TPSD 136
TRC 292-295
TRO 296-299
TS 180
TSC 300
TSE 302
TSO 300
TSV 182
TUV 74
TV 40
UB 326
UC-SH 226
UDPP-SH 204
UEO 342
UES 418
UFP-SH 212
UHCP-SH 220
UMFP-SH 204
UPH-SH 188
UPP 118
UP-SH 186
USB 404
US-SH 224
UST-SH 228
UT 138
UTM-SH 206
UTP 138
UVCP-SH 182
UWC-1 281
UWH-SH 281
UWM-SH 200
UWPPLS-SH 200
UWPP-SH 198
UW-SH 212
UWV-1 281
V-SH 274
VAC 74
VAS 378
VB-SH 278
VC 76-79
VCF 80
VF 380
VFC 82
VFE 86
VFT 84
VGR 328
VHC 308
VHF 100
VHG 328
VHR 308
VIF 86
VMF 86
VNG 328
VOR 330
VP 338
VRF 88
VRPC 350
VRR 90
V-SH 274
VS 90
VSC 92
VSE 308
VSR 382
VTC 94
VTP 118
VVC 98
W 36
WBD-SH 268
WCC 74
WC-SH 168
WNC 350
WNP-SH 198
WPT 110
WW 38
WWX 36
ZC-SH 168

If you cannot find the part or series you are looking for, please call **1.888.CAPLUGS** for assistance. Parts not shown in this catalog may still be available to order.

In addition to the standard product line, Caplugs has tooling for thousands of non-standard parts not shown in this catalog that are available to order. For further information, contact our Technical Sales Department.

Your Custom Molding Partner

Caplugs provides a **comprehensive custom process** from concept to full production and logistics support. With more **engineers** on staff, more **processes** for creative solutions, more **molding experts** for reliable quality and more **facilities** and more **resources** to get the job done quickly and economically, **Caplugs leads the industry** in experience and expertise.

Manufacturing Processes

Injection Molding | Vinyl Dip Molding | Rubber Molding | Extrusion | Vinyl Coating | Die-Cutting

Caplugs is the leader in custom molded components, masking solutions and product protection. With 10 manufacturing facilities and a large team of in-field sales managers across the globe, we provide the personalized service, range of capabilities, manufacturing expertise and scalable infrastructure to be your trusted partner.

Manufacturing Plants • In-Field Managers

1.888.CAPLUGS | +1 716 876 9855 | www.caplugs.com | sales@caplugs.com

© Protective Industries, Inc. 2019. The information contained herein is proprietary to Caplugs and may not be used or disseminated inappropriately. All trademarks, except where noted, are property of Protective Industries, Inc.